

STEP BY STEP LISTENING

Listen and speak your way to better English



1

STEP BY STEP LISTENING 1

Ian Bosiak
Veronica Kim

Publisher: Patrick Hwang

Editorial Manager: Sunho Kim

Editors: Hyosun Lee

Eunyoung Park

Hyejung Choi

Jason Wilburn

Cover / Interior Design: Hongdangmoo Creative Design



Illustration: Dongyoon Kim

Youngeun O

Soyeon Park

Kyongrok Bae

Cover Illustration: Youngeun O

Copyright © 2009 e-future

No unauthorized photocopying

All rights reserved. No part of this publication may be reproduced, stored in a retrieval system, or transmitted in any form or by any means, electronic, mechanical, photocopying, recording, or otherwise without the prior written permission of e-future.

e future

www.e-future.co.kr

4F LK Bldg, 196-8 Jamsil-dong, Songpa-gu,

Seoul, 138-862, Korea

TEL: 82.2.3481.0509

FAX: 82.2.591.7626



STEP BY STEP LISTENING



1

STEP BY STEP LISTENING

1

Contents

UNIT 1	What is Your Name?	04
UNIT 2	How Are You?	08
UNIT 3	What Color is It?	12
UNIT 4	What is Your Favorite Color?	16
UNIT 5	My Monster Has Long Brown Hair	20
UNIT 6	Who Do You Look Like?	24
UNIT 7	How Tall Are You?	28
UNIT 8	How Do You Feel?	32
UNIT 9	What is the Matter?	36
UNIT 10	He is Sleepy and Tired	40
UNIT 11	I Like Your Skirt	44
UNIT 12	Is This Your Shirt?	48
REVIEW 1	Units 1 ~ 12	52

Listen and speak your way to better English

UNIT 13	May I?	56
UNIT 14	What is Your Favorite Food?	60
UNIT 15	Breakfast, Lunch, and Dinner!	64
UNIT 16	What Would You Like?	68
UNIT 17	What is He Doing?	72
UNIT 18	Happy Birthday!	76
UNIT 19	Where is It?	80
UNIT 20	What's in Your Room?	84
UNIT 21	Where Are You Going?	88
UNIT 22	Where Do They Live?	92
UNIT 23	How Do I Get there?	96
UNIT 24	At the Department Store	100
REVIEW 2	Units 13 ~ 24	104



Unit 1 What is Your Name?

Step 1 Let's Get Started

A. Warm-up Questions

1. Talk about the questions below.

- 1) What is your name?
- 2) Where are you from?
- 3) Where do you live?



B. Key Words

1. Write the words under the correct picture.

- name • girl • Australia • boy • Hong Kong • Canada



1) _____



2) _____



3) _____



4) _____



5) _____



6) _____

 **Step 2 Let's Listen**

A. Listening Practice 1

CD1
Track 2

1. Listen and check.

1) What boys' names can you hear?

Jonathan

Jake

Jack

Joshua

2) What girls' names can you hear?

Lucy

Lisa

Jodie

Debra

B. Listening Practice 2



CD1
Track 3

1. Listen and check the correct picture.



1)

<input type="checkbox"/>		<input type="checkbox"/>	
--------------------------	---	--------------------------	---



2)

<input type="checkbox"/>		<input type="checkbox"/>	
--------------------------	--	--------------------------	---

3)

<input type="checkbox"/>		<input type="checkbox"/>	
--------------------------	---	--------------------------	---

4)

<input type="checkbox"/>		<input type="checkbox"/>	
--------------------------	--	--------------------------	---

C. Listening Practice 3

CD1
Track 4

1. Listen and match.

1) Mr. Harper

2) Alex

3) Amy

4) Kate

Canada



Australia



England



Hong Kong



D. Listening Practice 4

CD1
Track 5

1. Listen and choose the best answer.

1) What was Sam's first day like?

a. boring

b. bad

c. great

d. sad

2) Where is Joey from?

a. Hong Kong

b. England

c. Canada

d. America

3) Where is Mike from?

a. Korea

b. Canada

c. Hong Kong

d. Australia

Step 3 Let's Talk

1. Practice the dialog below.

A: What is your name?

B: My name is Jenny.

A: Where are you from?

B: I am from America.

A: Where do you live?

B: I live in Los Angeles.



2. Now ask and answer with your friend about yourself.

Step 4 Let's Listen and Write

1. Listen to the first dialog again and fill in the blanks.

CD1
Track 2

Jonathan: Hello, _____ is Jonathan.

What's _____ name?

Debra : _____ is Debra.

Jack : Hi, _____ is Jack. _____ is that

over there? What's _____ name?

Jonathan: _____ is Lucy.

Jack : What about that _____ ? What's _____ ?

Debra : _____ is Joshua.

Unit 2 How Are You?

Step 1 Let's Get Started

A. Warm-up Questions

1. Talk about the questions below.

- 1) How are you today?
- 2) What is your teacher's name?



B. Key Words

1. Write the words under the correct picture.

• happy • sleepy • sad • angry • school • teacher



1)



2)



3)



4)



5)



6)

**Step 2 Let's Listen****A. Listening Practice 1**CD1
Track 6**1. Listen and choose the best answer.**

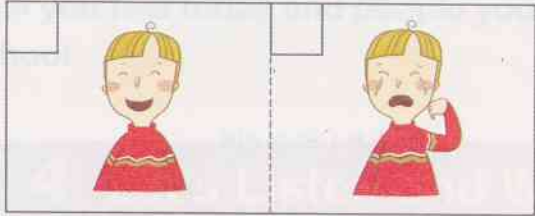
1) Who is Thomas saying hello to?

- a. teacher b. Judy c. Thomas d. Joanne

2) How is Judy?

- a. not good b. tired c. fine d. sad

B. Listening Practice 2CD1
Track 7**1. Listen and check the correct picture.**

1) 

2) 

3) 

4) 

2. Listen again and circle the word you hear from each dialog.

- 1) sad angry great
- 2) tired sick sleepy
- 3) happy sad angry
- 4) angry sad happy

Step 3 Let's Talk

1. Practice the dialog below.

A: How are you today?

B: I am great.

A: What is your teacher's name?

B: My teacher's name is Ms.
Jones.

A: What is your best friend's name?

B: My best friend's name is Luke.



2. Now ask and answer with your friend about how you feel today and people you met at school.

Step 4 Let's Listen and Write

1. Listen to the first dialog again and fill in the blanks.

CD1
Track 6

Teacher: Thomas, _____ is Judy.

Thomas: Hello, Judy. _____ ?

Judy : I'm _____ .

Thomas: Nice to _____ .

Judy : Nice to _____ .

Teacher: Okay, kids. Take a seat now.

Unit 3 What Color is It?

Step 1 Let's Get Started

A. Warm-up Questions

1. Talk about the questions below.

- 1) What things are yellow / blue / green in the picture?
- 2) What things are yellow / blue / green around you?



B. Key Words

1. Write the words under the correct picture.

• red • yellow • blue • green • black • purple



1) _____



2) _____



3) _____



4) _____



5) _____



6) _____

**Step 2 Let's Listen****A. Listening Practice 1**CD1
Track 10**1. Listen and choose the best answer.**

1) What are they talking about?

a. bananas

b. apples

c. strawberries

d. cherries

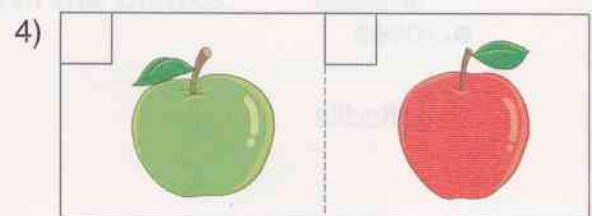
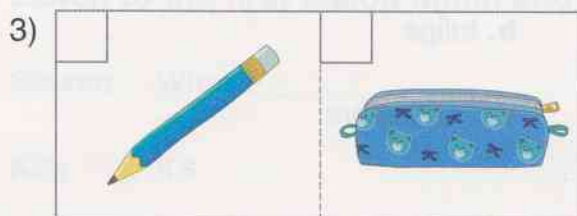
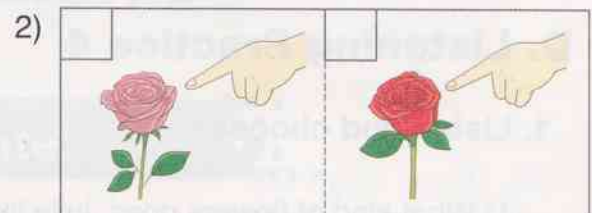
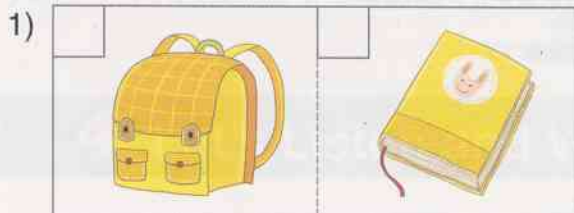
2) What color is the apple?

a. green

b. yellow

c. red

d. purple

B. Listening Practice 2CD1
Track 11**1. Listen and check the correct picture.****2. Listen again and circle the word you hear from each sentence.**

1) bag

book

bicycle

2) brown

red

green

3) pen

pencil case

ruler

4) red

green

blue

C. Listening Practice 3

CD1
Track 12



1. Listen and match.

1) Sam

2) Jack

3) Craig

4) Johnny



D. Listening Practice 4

CD1
Track 13

1. Listen and choose the best answer.

1) What kind of flowers does Julie like?

a. roses

b. tulips

c. daffodils

d. sunflowers

2) What colors does Julie have?

a. two reds, three yellows, and four whites

b. two reds, one yellow, and three pinks

c. two reds, one yellow, and three whites

d. two reds, one pink, and three yellows

Step 3 Let's Talk

1. Practice the dialog below.

A: What things are red, yellow and green around you?

B: Apples, tomatoes, and
cherries are red.
Bananas and lemons
are yellow. Grasshoppers
and watermelons are green.



2. Now ask and answer with your friend about the colors you see around you.

Step 4 Let's Listen and Write

1. Listen to the first dialog again and fill in the blanks.

CD1
Track 10

Steven: What's _____ ?

Kim : It's _____ .

Steven: What _____ is it?

Kim : It's _____ .

Steven: Do you _____ , Kim?

Do you want _____ ?

Kim : _____ , please! I _____ them. Thanks.

Unit 4 What is Your Favorite Color?

Step 1 Let's Get Started

A. Warm-up Questions

1. Talk about the questions below.

- 1) What is your favorite color?
- 2) What color do your classmates like the most?



B. Key Words

1. Write the words under the correct picture.


- umbrella
- classroom
- door
- paper
- desk
- chair




1)



2)



3)



4)



5)



6)

**Step 2 Let's Listen****A. Listening Practice 1**CD1
Track 14**1. Listen and choose the best answer.**

1) What is Vicky's favorite color?

- a. green b. blue c. red d. yellow

2) Which is NOT one of her favorite things?

- a. blueberry b. sky c. ball d. sea

3) What is Ben's favorite color?

- a. red b. blue c. green d. pink

4) What is his favorite thing?

- a. pink peaches b. red apples c. purple grapes d. green apples

B. Listening Practice 2CD1
Track 15**1. Listen and match.**

1) Lisa

2) Michael

3) John

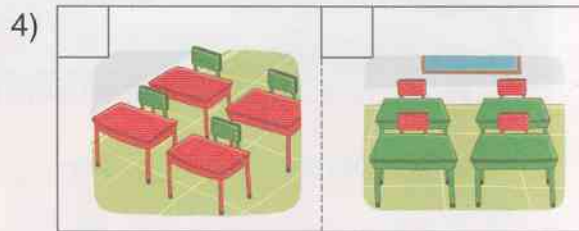
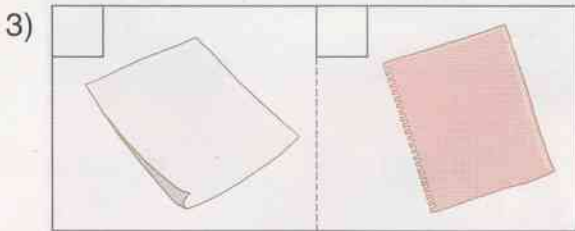
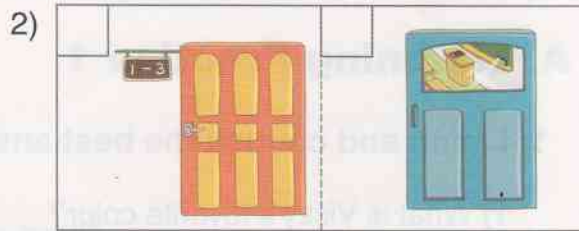
4) Kate



C. Listening Practice 3

CD1
Track 16

1. Listen and check the correct picture.



2. Listen again and circle the word you do NOT hear from each sentence.

- 1) black red umbrella
- 2) orange classmate door
- 3) white paper pen
- 4) green red pink

D. Listening Practice 4

CD1
Track 17

1. Listen and answer the following questions.

1) What color is Linda's favorite?

● **Answer:** _____ is Linda's favorite color.

2) What colors are Chris' favorite?

● **Answer:** _____ and _____ are Chris' favorite colors.

Step 3 Let's Talk

1. Practice the dialog below.

A: What is your favorite color?

B: My favorite color is blue.



2. Now ask and answer with your friend about favorite colors.

Step 4 Let's Listen and Write

1. Listen to the first dialog again and fill in the blanks.

CD1
Track 14

Ben : What's your favorite _____, Vicky?

Vicky: My favorite _____ is _____ because all my favorite things are _____.

Ben : Like what?

Vicky: _____, the _____ and the _____.

These are my favorite things that are _____. What about you? What is your favorite _____?

Ben : Well, it is _____. I like the _____ because I love sweet and sour _____.

Unit 5 My Monster Has Long Brown Hair

Step 1 Let's Get Started

A. Warm-up Questions

1. Talk about the questions below.

- 1) What do you look like?
- 2) What color are your eyes?
- 3) What color is your hair?



B. Key Words

1. Write the words under the correct picture.

• hair • eyes • mouth • legs • long • short



1)



2)



3)



4)



5)



6)

Step 2 Let's Listen

A. Listening Practice 1

 CD1
Track 18

1. Listen and choose the best answer.

1) What does Kelly's monster look like?

a.



b.



c.



d.



2) What does John's monster look like?

a. It has purple hair, three blue mouths and six brown legs.

b. It has purple hair, two pink mouths and six black legs.

c. It has purple hair, two red mouths and six black legs.

d. It has purple hair, two yellow mouths and six black legs.

3) What does the teacher think of their monsters?

a. ugly

b. sad

c. funny


d. scary

B. Listening Practice 2


 CD1
Track 19

1. Listen and complete the picture by drawing the missing parts.


1)




2)



3)





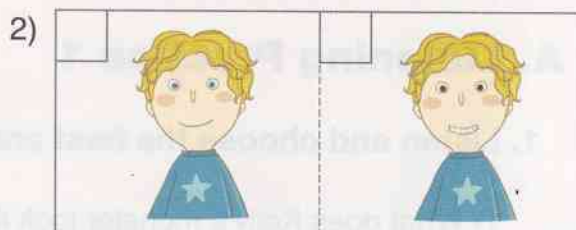

4)



C. Listening Practice 3

CD1
Track 20

1. Listen and check the correct picture.



2. Listen again and circle the word you hear from each sentence.

1) short curly long

2) green brown blue

3) short long straight

4) straight curly long

D. Listening Practice 4

CD1
Track 21

1. Listen and circle true or false.

1) They are looking at a family album.

True | False

2) The monster has a big mouth, a small nose and long hair.

True | False

3) Sally's monster is very cute.

True | False

4) Kelly wants to keep the picture.

True | False

Step 3 Let's Talk

1. Practice the dialog below.

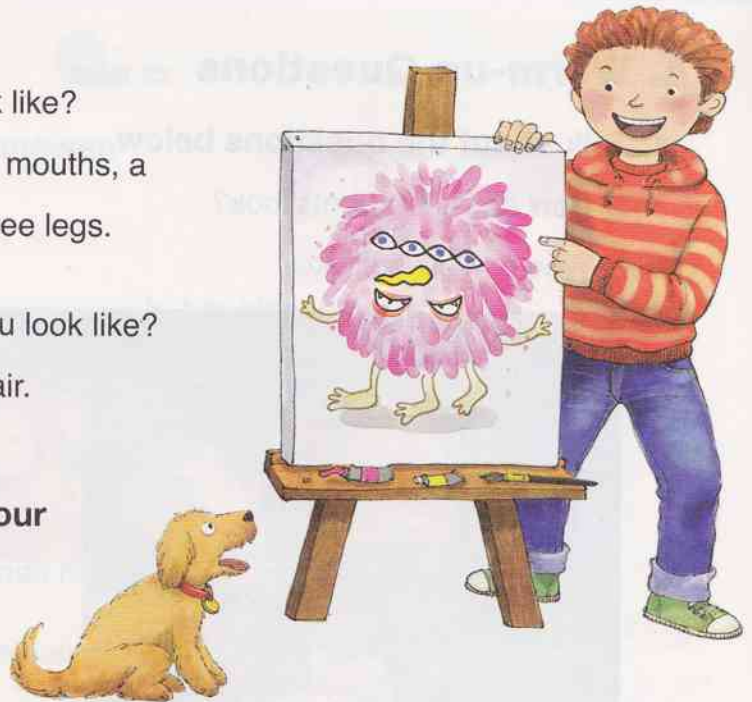
A: What does your monster look like?

B: It has four blue eyes, two red mouths, a yellow nose, pink hair and three legs.

A: What about you? What do you look like?

B: I have brown eyes and red hair.

2. Now ask and answer with your friend about your monster.



Step 4 Let's Listen and Write

1. Listen to the first dialog again and fill in the blanks.

CD1
Track 18

Mr. Wilson: What does your _____, Kelly?

Kelly: My monster has _____ and _____

Mr. Wilson: _____ about _____, John?

John: My monster has _____,

_____, and _____

Mr. Wilson: They sound _____!

Unit 6 Who Do You Look Like?

Step 1 Let's Get Started

A. Warm-up Questions

1. Talk about the questions below.

- 1) How do your parents look?
- 2) Who do you look like?



B. Key Words

1. Write the words under the correct picture.

- brothers • sisters • mom • dad • tall • glasses



1) _____



2) _____



3) _____



4) _____



5) _____



6) _____

**Step 2 Let's Listen****A. Listening Practice 1**CD1
Track 22**1. Listen and choose the best answer.**

1) Who does Ashley look like?

a. her younger brother

b. her older brother

c. her friend

d. her mom


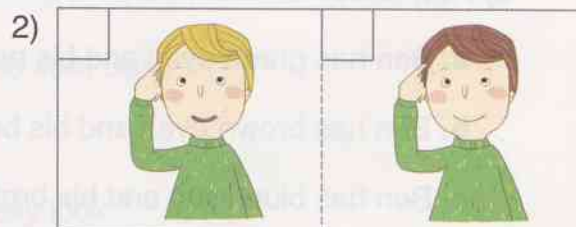

2) How do they look alike?

a. They both have straight blonde hair and blue eyes.

b. They both have curly blonde hair and black eyes.

c. They both have curly blonde hair and blue eyes.

d. They both have straight black hair and blue eyes.

B. Listening Practice 2CD1
Track 23**1. Listen and check the correct picture.**

C. Listening Practice 3

CD1
Track 24

1. Listen and match.

1) Ben

2) Sarah

3) Ms. Jones

4) Lucy



D. Listening Practice 4

CD1
Track 25

1. Listen and choose the best answer.

1) What are they looking at?

a. a picture of Ben

b. a picture of Sarah

c. a picture of Ben's family

d. a picture of Sarah's family

2) How is Ben different from his brother?

a. Ben has green eyes and his brother has blue eyes.

b. Ben has brown eyes and his brother has green eyes.

c. Ben has blue eyes and his brother has brown eyes.

d. Ben has grey eyes and his brother has brown eyes.

3) How do they look alike?

a. They both have curly hair.

b. They are both short.


c. They are both tall.

d. They both have a big nose.

Step 3 Let's Talk

1. Practice the dialog below.

- A:** What does your mom look like?
B: My mom has big brown eyes, curly red hair, and a small nose.
- A:** What does your dad look like?
B: My dad has small green eyes, short brown hair, and a big pointy nose.
- A:** Who do you look like?
B: I look like my mom.



2. Now ask and answer with your friend about who you look like.

Step 4 Let's Listen and Write

1. Listen to the first dialog again and fill in the blanks.

CD1
Track 22

Ashley: _____, Joe!

Joe : _____, Ashley. Is this your _____ ?

Ashley: Yes, he is. Say _____ to Joe, Ben.

Ben : Hello.

Joe : Hi, Ben. You _____ really look _____.

Ashley: Yes, we do! We both have _____
and _____.

Joe : You guys are both _____ too. I hope I can have a _____
_____ like Ben.

Unit 7 How Tall Are You?

Step 1 Let's Get Started

A. Warm-up Questions

1. Talk about the questions below.

- 1) How tall are you?
- 2) How tall is your friend?



B. Key Words

1. Write the words under the correct picture.

- stand • feet • fruit • friends • brown • peach



1) _____



2) _____



3) _____



4) _____



5) _____



6) _____

**Step 2 Let's Listen****A. Listening Practice 1**CD1
Track 26**1. Listen and choose the best answer.**

1) Who is measuring David's height?

a. himself

b. Mr. Wood

c. his mom

d. his dad


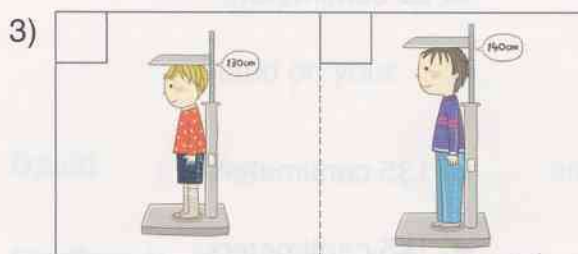
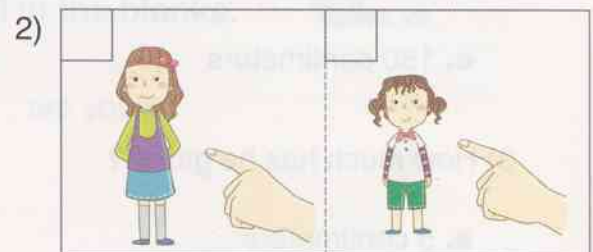
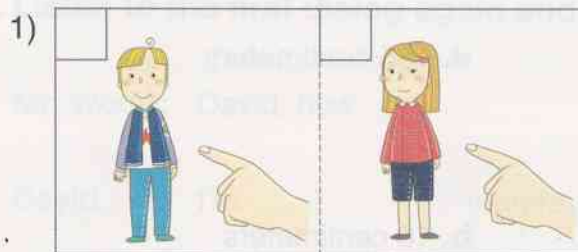
2) How tall is David?

a. He is 2 meters tall.

b. He is 130 centimeters tall.

c. He is 140 centimeters tall.

d. He is 120 centimeters tall.

B. Listening Practice 2CD1
Track 27**1. Listen and check the correct picture.**

C. Listening Practice 3

CD1
Track 28

1. Listen and circle true or false.

1) Lily lives in Australia.

True | False

2) She has brown hair and blue eyes.

True | False

3) She is 125 centimeters tall now.

True | False

4) She is the tallest among her friends.

True | False

D. Listening Practice 4

CD1
Track 29

1. Listen and choose the best answer.

1) How tall was Joe last year?

a. 120 centimeters

b. 130 centimeters

c. 140 centimeters

d. 145 centimeters

2) How tall is Joe now?

a. 140 centimeters

b. 145 centimeters

c. 150 centimeters

d. 155 centimeters

3) How much has he grown?

a. 5 centimeters

b. 10 centimeters

c. 15 centimeters

d. 20 centimeters

4) How tall is Cathy?

a. 130 centimeters

b. 135 centimeters

c. 140 centimeters

d. 145 centimeters



Step 3 Let's Talk



1. Practice the dialog below.

A: How tall are you?

B: I am 140 centimeters tall.

A: How tall is your friend?

B: She is 130 centimeters tall.

2. Now ask and answer with your friend about how tall you are.



Step 4 Let's Listen and Write



1. Listen to the first dialog again and fill in the blanks.

CD1
Track 26

Mr. Wood: David, how _____ are you?

David : I'm _____ meters _____.

Mr. Wood: No, David. Don't _____ on the _____.

Stand on your _____, please.

David : How _____ am I, Mr. Wood?

Mr. Wood: You are _____ centimeters _____.

Unit 8 How Do You Feel?

Step 1 Let's Get Started

A. Warm-up Questions

1. Talk about the questions below.

- 1) How do you feel today?
- 2) When do you feel good / bad?



B. Key Words

1. Write the words under the correct picture.

• night • stomachache • broken • dress • headache • tired



1) _____



2) _____



3) _____



4) _____



5) _____



6) _____

**Step 2 Let's Listen****A. Listening Practice 1**CD1
Track 30**1. Listen and choose the best answer.**

1) How does Jack feel?

a. angry**b.** sick**c.** sad**d.** tired

2) Why are Jack and Lucy NOT feeling good?

a. They had a stomachache.**b.** They lost their things.**c.** They didn't do their homework.**d.** They had a fight.**B. Listening Practice 2**CD1
Track 31**1. Listen and match.**

1) Jake

2) Mike

3) Judy

4) Linda



C. Listening Practice 3

CD1
Track 32

1. Listen and match.

1) Anne

2) Joanne

3) Angela

4) Ben



D. Listening Practice 4

CD1
Track 33

1. Listen and answer the following questions.

1) What is wrong with Bob?

• **Answer:** He has a _____

2) What does Karen tell Bob to do?

• **Answer:** She tells Bob to _____ early.

3) Where is Jack?

• **Answer:** He is _____

4) What is wrong with Jack?

• **Answer:** He has a _____

Step 3 Let's Talk

1. Practice the dialog below.

A: When do you feel bad?

B: I feel bad when I am sick.

A: When do you feel good?

B: I feel good when I play with my
sister.



2. Now ask and answer with your friend about when you feel good or bad.

Step 4 Let's Listen and Write

1. Listen to the first dialog again and fill in the blanks.

CD1
Track 30

Helen : Hi, guys! How do you all _____ today?

Steven: Hi, Helen. I _____, but Jack seems a bit
_____ today. What's _____, Jack?

Jack : Well, I _____ my _____ today.

Lucy : I know how that _____. I _____ my
_____ this _____. I am _____ too.

Unit 9 What is the Matter?

Step 1 Let's Get Started

A. Warm-up Questions

1. Talk about the questions below.

- 1) When do you not feel well?
- 2) What do you do when you have a headache or cut your finger?



B. Key Words

1. Write the words under the correct picture.

• finger • knee • medicine • elbow • pharmacy • hospital



1) _____



2) _____



3) _____



4) _____



5) _____



6) _____

Step 2 Let's Listen

A. Listening Practice 1

 CD1
Track 34

1. Listen and choose the best answer.

1) What is wrong with Craig?

a. His knee hurts.

b. His elbow hurts.

c. His arms hurt.

d. His finger hurts.

2) What is wrong with the girl?

a. Her elbow hurts.

b. Her knee hurts.

c. Her arms hurt.

d. Her finger hurts.

3) Where are they going to go?

a. pharmacy

b. hospital

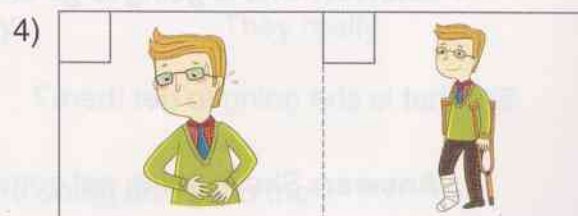
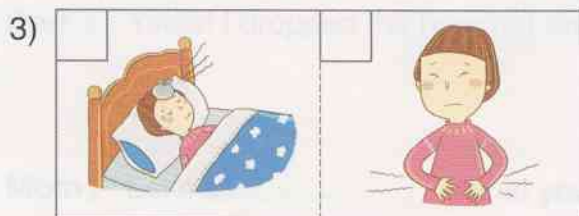
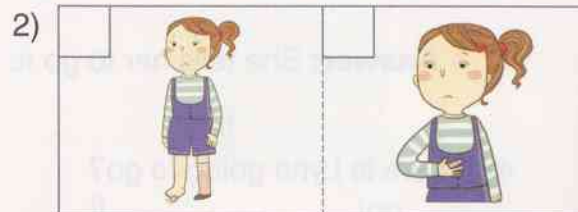
c. store

d. park

B. Listening Practice 2

 CD1
Track 35

1. Listen and check the correct picture.



C. Listening Practice 3

CD1
Track 36

1. Listen and match.

- | | | |
|---------------|---|-------------------------|
| 1) Julie | • | • His elbow hurts. |
| 2) Mr. Harper | • | • He has a stomachache. |
| 3) Lynn | • | • Her finger hurts. |
| 4) Brian | • | • Her toe hurts. |

D. Listening Practice 4

CD1
Track 37

1. Listen and answer the following questions.

1) What is the matter with Lynn?

• **Answer:** She has a _____.

2) How does she feel?

• **Answer:** She feels _____.

3) Where does Jane tell Lynn to go?

• **Answer:** She tells her to go to the _____.

4) Where is Lynn going to go?

• **Answer:** She is going to go to the _____.

5) What is she going to get there?

• **Answer:** She is going get some _____.



Step 3 Let's Talk

1. Practice the dialog below.

A: When do you not feel well?

B: I feel sick when I eat too much.

A: What do you do when you have a stomachache?

B: I take medicine with hot water.

A: What do you do when you cut yourself?

B: I put on a bandage.



2. Now ask and answer with your friend about the things you do when you don't feel well.



Step 4 Let's Listen and Write

1. Listen to the first dialog again and fill in the blanks.

CD1
Track 34

Mom: What's the matter, Craig?

Craig: I bumped my _____ on the _____. It _____.

Lisa: Ouch! I _____ my _____. It _____ too.

Dad: Yikes! I dropped the hammer on my _____. They really _____.

Mom: Let's all _____ what you are doing and go to the _____.

Unit 10 He is Sleepy and Tired and Tired

Step 1 Let's Get Started

A. Warm-up Questions

1. Talk about the questions below.

- 1) What do you do when you are hungry or thirsty?
- 2) What do you do when you are tired or sad?



B. Key Words

1. Write the words under the correct picture.

• hungry • walk • cold • thirsty • food • nap



1) _____



2) _____



3) _____



4) _____



5) _____



6) _____

**Step 2 Let's Listen****A. Listening Practice 1**CD1
Track 38**1. Listen and choose the best answer.**

1) How does Dean feel?

a. He is sleepy and sick.

b. He is sleepy and angry.

c. He is sleepy and tired.

d. He is happy and excited.

2) Why didn't Dean sleep last night?

a. He had to clean his room.

b. He watched T.V.

c. He had to study for his exam.

d. He had to do his homework.

B. Listening Practice 2CD1
Track 39**1. Listen and match.**

1) Ken ●



2) Linda ●



3) Min ●



4) Ben ●



C. Listening Practice 3

cd1
Track 40

1. Listen and match.

1) Lisa

2) Betty

3) Joey

4) Craig



D. Listening Practice 4

cd1
Track 41

1. Listen and choose the best answer.

1) What does Leanne do when she is sad?

- a. She reads a comic book or sleeps.
- b. She eats chocolate or takes a nap.
- c. She listens to music or watches T.V.
- d. She listens to music or takes a walk.

2) Why does Lisa feel sad?

- a. She lost her money.
- b. She had a fight with her friend.
- c. She did badly on her test.
- d. She was sick.

3) What does Leanne suggest to Lisa?

- a. taking a nap
- b. singing a song
- c. taking a walk
- d. listening to music

Step 3 Let's Talk

1. Practice the dialog below.

A: What do you do when you are sad?

B: I go for a jog and then take a bath.

A: What do you do when you are tired?

B: I eat chocolate and take a nap.



2. Now ask and answer with your friend about things you do when you feel sad or tired.



Step 4 Let's Listen and Write

1. Listen to the first dialog again and fill in the blanks.

CD1
Track 38

Mike: How do you _____, Dean?

Dean: I feel _____ and _____.

Mike: Why?

Dean: I didn't _____ at all _____.

I had to do my _____!

Mike: Poor Dean! You should _____ a _____.

Step 1 Let's Get Started

A. Warm-up Questions

1. Talk about the questions below.

- 1) What are your favorite things to wear?
- 2) What are you wearing today?



B. Key Words

1. Write the words under the correct picture.

- skirt • shirt • sweater • pants • old • new



1)



2)



3)



4)



5)



6)

**Step 2 Let's Listen****A. Listening Practice 1**CD1
Track 42**1. Listen and choose the best answer.**

1) Who bought Kelly a shirt?

a. Kelly's dad

b. Kelly's mom

c. Kelly's teacher

d. Steven

2) Who did Steven get his shirt from?

a. Kelly

b. his younger brother

c. his dad

d. his older brother

3) What is Steven's favorite thing to wear?

a. blue shirt

b. blue sweater

c. purple shirt

d. purple shorts

B. Listening Practice 2CD1
Track 43**1. Listen and circle the word you hear from each sentence.**

1) skirt

shirt

shoes

2) skirt

shirt

pants

3) coat

hat

sweater

4) hat

coat

shirt

C. Listening Practice 3

CD1
Track 44

1. Listen and circle true or false.

1) Mike's mom got him a new sweater.

True | False

2) Paul's old shirt is from his dad.

True | False

3) Sandy gave her pink dress to her younger sister.

True | False

4) Jack got a new suit.

True | False

D. Listening Practice 4

CD1
Track 45

1. Listen and answer the following questions.

1) Who is Kate?

● **Answer:** She is Jason's _____.

2) What is Kate wearing?

● **Answer:** Kate is wearing a _____ and a _____.

2. Listen and choose the best answer.

1) Who is wearing a red shirt?

a. Jason

b. David

c. Linda

d. Jason's sister

2) Who is David?

a. He is Kate's best friend.

b. He is Linda's best friend..

c. He is Jason's best friend.

d. He is Jason's classmate.

Step 3 Let's Talk

1. Practice the dialog below.

A: What are your favorite things to wear?

B: It is my orange sweater.

A: What are you wearing today?

B: I am wearing an orange sweater
and jeans.



2. Now ask and answer about your favorite thing to wear.

Step 4 Let's Listen and Write

1. Listen to the first dialog again and fill in the blanks.

CD1
Track 42

Steven: I like your _____.

Kelly : _____ !

Steven: Is it _____ ?

Kelly : Yes! My _____ bought it for me yesterday. I like your _____
too. Is it _____ ?

Steven: No. It's _____. This _____ is from my _____.

Kelly : It's _____ !

Steven: Thanks! This is my _____ thing to _____.

Unit 12 Is This Your Shirt?

Step 1 Let's Get Started

A. Warm-up Questions

1. Talk about the questions below.

- 1) Have you ever been given clothes from someone?
- 2) Who did you get them from?
- 3) Did they fit well on you?



B. Key Words

1. Write the words under the correct picture.

• small • big • hat • dirty • shoes • listen



1)



2)



3)



4)



5)



6)

**Step 2 Let's Listen****A. Listening Practice 1**CD1
Track 46**1. Listen and choose the best answer.**

1) Why isn't the shirt Dean's?

a. It is too big for him.**b.** It is too small for him.**c.** It is too colorful for him.**d.** It is too old for him.

2) Whose shirt is it?

a. Dean**b.** Miss. Smith**c.** David**d.** Rachael

3) Why isn't the coat Rachel's?

a. It is too small for her.**b.** It is too big for her.**c.** It is too colorful for her.**d.** It is too old for her.

4) Whose coat is it?

a. Rachael**b.** Rosa**c.** Miss. Smith**d.** David**B. Listening Practice 2**CD1
Track 47**1. Listen and match.**

1) Michael ●



● too dirty

2) Linda ●



● too big

3) Joey ●



● too small

4) Lucy ●



● too old



Step 3 Let's Talk

1. Practice the dialog below.

A: Have you ever been given clothes from someone?

B: Yes, I got this yellow dress.

A: Who did you get it from?

B: I got it from my mom.

A: Does it fit well on you?

B: Yes, it does.



2. Now ask and answer with your friend about clothes you got from someone.



Step 4 Let's Listen and Write

1. Listen to the first dialog again and fill in the blanks.

CD1

Track 46

Ms. Smith: Please, _____ to me kids! Whose _____ is this?

Is this your _____, Dean?

Dean : No! It's too _____ for me. I think it is David's _____.

Ms. Smith: Thanks Dean. I'll _____ it to David.

Whose _____ is this? Is this your _____, Rachel?

Rachel : No! It is too _____ for me. I think it is Rosa's _____.

A. Word Review

1. Look and find the hidden words.

1)



2)



3)



4)



5)



6)



H	A	P	P	Y	Y	H	R	E	Y
W	N	F	R	T	R	E	R	D	H
G	G	V	F	F	J	N	T	Y	G
E	R	E	D	T	G	B	R	W	B
R	Y	E	H	T	F	D	T	O	F
Z	S	D	E	T	R	D	G	L	D
T	D	F	G	N	R	T	R	L	R
G	R	G	P	U	R	P	L	E	E
T	G	B	S	D	Q	W	E	Y	X

2. Unscramble and write the words.

1)



nkee

2)



gfinre

3)



unhgry

4)



irsthyt

**B. Listening Review**

1. Listen to the dialog and answer the following questions.

CD1
Track 50

1) Who does Lisa look like?

● **Answer:** Lisa and her _____ look alike.

2) What color eyes and hair does Lisa's mom have?

a.



b.



c.



d.



3) Who does Rachael look like?

● **Answer:** Rachael and her _____ look alike.

4) What color eyes and hair does Rachael's dad have?

a.



b.



c.



d.



2. Listen and circle true or false.

CD1
Track 51

1) Mike is sad because he lost his book.

True | False

2) Rachael is happy because she got a new toy.

True | False

3) Joy is tired because she didn't sleep last night.

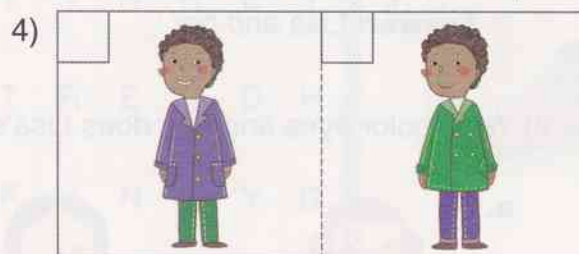

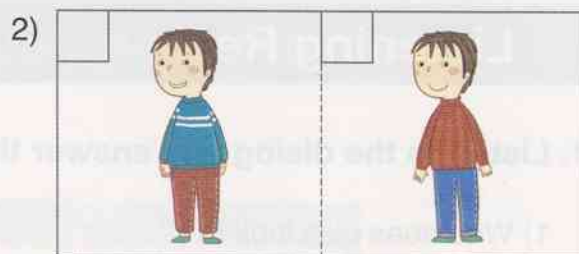
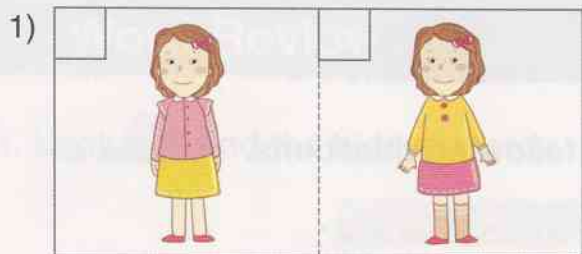
True | False

4) David is happy because today is his birthday.

True | False

3. Listen and check the correct picture.

CD1 Track 52



4. Listen and match.


CD1 Track 53

1) Lisa

2) Nancy

3) John

4) Jane



5. Listen to the dialog and fill in the blanks.

CD1 Track 54

Joanne: I am so _____.

David : _____ ?

Joanne: I took a _____ with my _____ for _____ hours.

David : You and your _____ should _____ a _____.

Joanne: That is a _____ idea.



C. Speaking Review

1. Talk about the following questions with your partner and write the answer.

1) Where do you live?

You

Your partner

2) What things are red / blue / yellow around you?

You

Your partner

3) What color are your eyes / is your hair?

You

Your partner

4) How do your parents look? Who do you look like?

You

Your partner

5) When do you feel good or bad?

You

Your partner

6) What are you wearing today?

You

Your partner

Step 1 Let's Get Started

A. Warm-up Questions

1. Talk about the questions below.

- 1) What do you need to borrow right now?
- 2) Why do you need it?



B. Key Words

1. Write the words under the correct picture.

- book • pencil • eraser • game • phone • bicycle



1)



2)



3)



4)



5)



6)

**Step 2 Let's Listen****A. Listening Practice 1**CD2
Track 2**1. Listen and choose the best answer.**

1) What does Brian want to borrow from Melissa?

- a. a pencil
b. a pencil case
c. a book
d. a glue

2) Why does Brian want to borrow it from Melissa?

- a. He lost his.
b. His is too difficult.
c. He forgot to bring his.
d. His is too old.

3) When is he going to give it back?

- a. tomorrow morning
b. after lunch
c. after dinner
d. after school









B. Listening Practice 2CD2
Track 3**1. Listen and match.**

- | | |
|---------------------------------|--------------------------|
| 1) May I borrow your pencil? • | • I can't find mine. |
| 2) May I use your eraser? • | • It looks fun! |
| 3) May I play with your game? • | • Mine is broken. |
| 4) May I borrow your phone? • | • I have to call my mom. |

C. Listening Practice 3

CD2
Track 4

1. Listen and check the correct picture.

1)		
2)		
3)		
4)		

D. Listening Practice 4

CD2
Track 5

1. Listen and answer the following questions.

1) What does Craig want to borrow from Samantha?

• **Answer:** He wants to borrow an _____.

2) What happened to Craig's eraser?

• **Answer:** He _____ his.

3) What does Samantha want to borrow from Craig?

• **Answer:** She wants to borrow his _____.

4) When is she going to give it back?

• **Answer:** She will give it back _____.

**Step 3 Let's Talk****1. Practice the dialog below.****A:** What do you need to borrow?**B:** I need to borrow an eraser.**A:** Why do you need it?**B:** I didn't bring mine.**A:** What else do you need to borrow?**B:** I need to borrow a pencil.**A:** Why do you need it?**B:** Mine is broken.**2. Now ask and answer with your friend about things you need to borrow.****Step 4 Let's Listen and Write****1. Listen to the first dialog again and fill in the blanks.**cd2
Track 2**Brian** : May I _____ your _____, Melissa? I

to _____ mine.

Melissa: Sure! Here _____ are.**Brian** : _____, Melissa!**Melissa**: You're _____.**Brian** : I'll give it _____ to you _____.**Melissa**: Okay. See _____ later.

Unit 14 What is Your Favorite Food?

Step 1 Let's Get Started

A. Warm-up Questions

1. Talk about the questions below.

- 1) What is your favorite food?
- 2) What is your least favorite food?



B. Key Words

1. Write the words under the correct picture.

- meat • noodles • sandwich • strawberry • pumpkin • rice



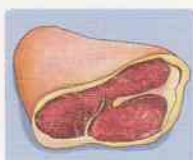
1) _____



2) _____



3) _____



4) _____



5) _____



6) _____

**Step 2 Let's Listen****A. Listening Practice 1**CD2
Track 6**1. Listen and check.**

1) What are the boy's favorite foods?

meat

noodles

hamburgers

cake

2) What are the girl's favorite foods?

hamburgers

pumpkin soup

ham and cheese sandwiches

noodles

B. Listening Practice 2CD2
Track 7**1. Listen and choose the best response.**

1) a. I don't like rice.

b. Sure.

c. No thanks.

d. It smells nice.

2) a. Yes, I will.

b. I like cereal.

c. Yes, please.

d. I want more water.

3) a. No thanks.

b. I feel sick.

c. I want more cake.

d. I am hungry.

4) a. I don't want it.

b. I love chocolate bars.

c. Thank you.

d. It is my favorite.

C. Listening Practice 3

CD2
Track 8

1. Listen and match.

1) Raymond

2) David

3) Linda

4) Richard



O



X



X



O

D. Listening Practice 4

CD2
Track 9

1. Listen and answer the following questions.

1) What time is it?

• **Answer:** It is _____ o'clock.

2) What does Kim want to have?

• **Answer:** She wants to have _____ and _____.

3) What does Julie want to have?

• **Answer:** She wants to have _____ and _____.

4) Where are they going to have dinner?

• **Answer:** They are going to have dinner at _____.

**Step 3 Let's Talk****1. Practice the dialog below.**

A: What is your favorite food?

B: My favorite food is pizza.

A: What is your least favorite food?

B: My least favorite food is spaghetti
with tomato sauce.

**2. Now ask and answer with your friend about your favorite and least favorite foods.****Step 4 Let's Listen and Write****1. Listen to the first dialog again and fill in the blanks.**CD2
Track 6

Betty : Do you like _____ ?

Steven: No, I don't _____ .

Betty : What are your favorite _____ ?

Steven: My favorite _____ are _____ and _____ .

What about you?

Betty : My favorite _____ are _____ and _____ .

_____ and _____ .

Unit 15 Breakfast, Lunch, and Dinner!

Step 1 Let's Get Started

A. Warm-up Questions

1. Talk about the questions below.

1) What do you want to have for breakfast / lunch / dinner?



B. Key Words

1. Write the words under the correct picture.

• chicken • tomato • dumplings • egg • bread • fish



1) _____



2) _____




3) _____



4) _____



5) _____



6) _____

**Step 2 Let's Listen****A. Listening Practice 1**CD2
Track 10**1. Listen and choose the best answer.**

1) What does Julie want for lunch?

- a. dumplings b. soup c. tomatoes d. noodles

2) What does Kate want for lunch?

- a. tomato soup with dumplings b. tomato soup with potato chips
c. tomato soup with chicken d. tomato soup with noodles

B. Listening Practice 2CD2
Track 11**1. Listen and match.**

1) Lisa

2) John

3) Kate

4) Mike

**2. Listen again and circle the food each person does NOT like.**

- 1) chicken rice fish
2) sandwiches soup chicken
3) apples peaches oranges
4) rice pizza bread

C. Listening Practice 3

CD2
Track 12

1. Listen and circle true or false.

1) Ben gets up and has toast and cereal for breakfast.

True | False

2) Joanne eats a hamburger with milk for dinner.

True | False

3) David has rice and soup for dinner then does his homework.

True | False

4) Lucy has pizza and pie for lunch.

True | False

D. Listening Practice 4

CD2
Track 13

1. Listen and answer the following questions.

1) What is Brenda's mom's favorite lunch?

● **Answer:** A _____ is her favorite lunch.

2) What does Brenda want to do for her mom?

● **Answer:** She wants to _____ her mom _____ one day.

3) What does Brenda want for lunch?

● **Answer:** She wants _____ with _____ sauce

4) What food is mom going to prepare for lunch?

● **Answer:** She is going to prepare _____ with _____

5) When are they going to have lunch?

● **Answer:** They are going to have lunch around _____ :



Step 3 Let's Talk

1. Practice the dialog below.

A: What do you want to have for breakfast?

B: I want to have cereal with milk.



A: What do you want to have for lunch?

B: I want to have a sandwich and an apple.



A: What do you want to have for dinner?

B: I want to have steak with salad.



2. Now ask and answer with your friend about what food you would like to have.



Step 4 Let's Listen and Write

1. Listen to the first dialog again and fill in the blanks.

CD2
Track 10

Dad : Would you like some _____ for _____, Julie?

Julie: No, thanks. I am going to have _____.

Dad : What about _____, Kate?

Kate: I want to have _____ with _____.

Dad : Okay. They'll be cooked in about an _____, kids.

Unit 16 What Would You Like?

Step 1 Let's Get Started

A. Warm-up Questions

1. Talk about the questions below.

- 1) Where does your family often go for dinner?
- 2) What food do you often order?



B. Key Words

1. Write the words under the correct picture.

• potato • bottle • dessert • milk • cup • can




1)



2)



3)



4)



5)



6)

**Step 2 Let's Listen****A. Listening Practice 1**CD2
Track 14**1. Listen and check.**

1) What food did dad order?

potato chips

a hamburger

a bottle of juice

a bottle of pop

2) What food did the girl order?

spaghetti with tomato sauce

cake

garlic bread

sandwich

2. Listen and choose the best answer.

1) What are they going to have for dessert?

a. a bottle of pop**b.** cake**c.** apple pie**d.** potato chips

2) Where are the speakers?

a. in the kitchen**b.** in the playground**c.** at school**d.** at a restaurant**B. Listening Practice 2**CD2
Track 15**1. Listen and match.**

1) Kevin

2) Joe

3) John

4) Leslie



C. Listening Practice 3

CD2
Track 16

1. Listen and circle the food each person did NOT order.

- | | | |
|--------------|------------------------|---------------|
| 1) pizza | chocolate cake | cola |
| 2) apple pie | hot chocolate | apple juice |
| 3) steak | bread | chicken salad |
| 4) dumplings | tomato sauce spaghetti | garlic bread |

D. Listening Practice 4

CD2
Track 17

1. Listen and choose the best answer.

1) Where does the girl's dad want to go for dinner?

- | | |
|------------------------------|-------------------------------|
| a. Chinese restaurant | b. Korean restaurant |
| c. Thai restaurant | d. Japanese restaurant |

2) What does Nancy want to have?

- | | |
|-------------------------|-----------------------|
| a. fried noodles | b. pork cutlet |
| c. sushi | d. fish soup |

3) Where does the girl's mom want to go for dinner?

- | | |
|-------------------------------|-----------------------------|
| a. Korean restaurant | b. Indian restaurant |
| c. Japanese restaurant | d. Thai restaurant |

4) What does she want to have?

- | | |
|--------------------------------|--------------------------------|
| a. fried rice with meat | b. noodles with seafood |
| c. curry | d. steak and salad |

Step 3 Let's Talk

1. Practice the dialog below.

A: Where does your family often go for dinner?

B: We usually go to the Indian restaurant.

A: What food do you often order?

B: I often order curry with salad.



2. Now ask and answer with your friend about the food you often order at your favorite restaurant.

Step 4 Let's Listen and Write

1. Listen to the first dialog again and fill in the blanks.

GD2
Track 14

Waitress: _____ you _____ to _____ ?

Dad : I'd like some _____ , a _____ and
a _____ of _____ , please.

Waitress: _____ ?

Kelly : I want _____ with _____ and
_____ , please.

Waitress: Can I get you _____ else?

Kelly : We will have _____ for _____ , please.

Waitress: I'll get your _____ for you in a minute.

Unit 17 What is He Doing?

Step 1 Let's Get Started

A. Warm-up Questions

1. Talk about the questions below.

- 1) What are your parents doing now?
- 2) What are you doing now?



B. Key Words

1. Write the words under the correct picture.

• wash • lettuce • pepper • cry • read • cook



1) _____



2) _____



3) _____



4) _____



5) _____



6) _____



Step 2 Let's Listen

A. Listening Practice 1

CD2
Track 18

1. Listen and answer the following questions.

1) What is Michael doing?

● **Answer:** Michael is _____ the _____.

2) What is Sarah doing?

● **Answer:** Sarah is _____ the _____.

3) What is Andy doing?

● **Answer:** Andy is _____ the _____.

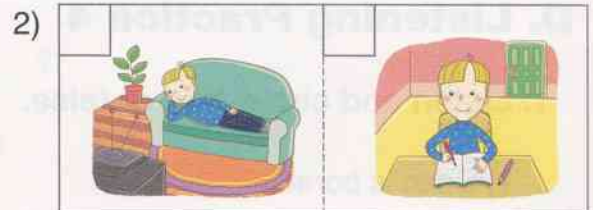
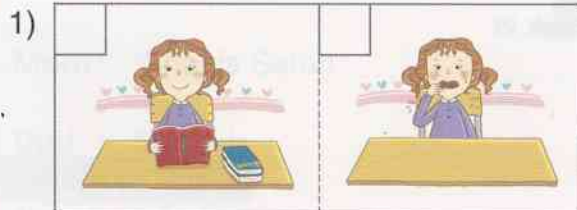
4) What are they making?

● **Answer:** They are making a _____.

B. Listening Practice 2

CD2
Track 19

1. Listen and check the correct picture.



C. Listening Practice 3

CD2
Track 20

1. Listen and circle the word you hear from each sentence.

- | | | |
|------------|----------|---------|
| 1) walking | reading | playing |
| 2) washing | crying | talking |
| 3) eating | sleeping | reading |
| 4) washing | cleaning | cooking |

2. Listen and match.

1) Linda

2) Karen and Brian

3) Ben

4) Leanne



D. Listening Practice 4

CD2
Track 21

1. Listen and circle true or false.

1) Brian is bored.

True | False

2) Brian's dad is talking with his younger brother.

True | False

3) Brian's mother is making lunch.

True | False

4) Brian is going to help Mom make dinner.

True | False

Step 3 Let's Talk

1. Practice the dialog below.

A: What are your parents doing?

B: My mom is preparing dinner and my dad is reading a newspaper.

A: What are you doing now?

B: I am helping my mom.



2. Now ask and answer with your friend about what you and your family members are doing.

Step 4 Let's Listen and Write

1. Listen to the first dialog again and fill in the blanks.

CD2
Track 18

Mom: What is Michael _____ ?

Dad : Michael is _____ the _____.

Mom: What is Sarah _____ ?

Dad : Sarah is _____ the _____.

Mom: What is Andy _____ ?

Dad : Andy is _____ the _____.

Mom: What are they making?

Dad : They are _____ a _____.

Step 1 Let's Get Started

A. Warm-up Questions

1. Talk about the questions below.

- 1) How old are you turning?
- 2) What things do you want for your birthday present?
- 3) What would you like to do on your birthday?



B. Key Words

1. Write the words under the correct picture.

- birthday
- bake
- present
- sing
- eight
- twelve

12

8



1) _____

2) _____

3) _____



4) _____

5) _____

6) _____

Step 2 Let's Listen

A. Listening Practice 1

 CD2
Track 22

1. Listen and choose the best answer.

1) How old is Kate turning?

a. eight

b. twelve

c. thirteen

d. fourteen

2) Which food will NOT be cooked for the party?

a. chicken

b. sandwiches

c. hamburgers

d. noodles

3) When will Matthew go to her party?

a. by 5 o'clock

b. by 6 o'clock

c. by 6:30

d. by 7 o'clock

B. Listening Practice 2

 CD2
Track 23

1. Listen and match.

1) Kate

2) Julie's mom

3) Max

4) John



C. Listening Practice 3

CD2
Track 24

1. Listen and circle true or false.

1) Judy is turning thirteen.

True | False

2) She will have a birthday party tomorrow at 7 o'clock.

True | False

3) She doesn't want many presents.

True | False

4) Many people are going to come to her party.

True | False

2. Listen and check.

1) What things does she want for her birthday?

a bicycle

a dress

video games

a schoolbag

dolls

a necklace

D. Listening Practice 4

CD2
Track 25

1. Listen and answer the following questions.

1) How old is Kylie turning?

● **Answer:** She is _____ years old.

2) What time is she going to have the party?

● **Answer:** At _____.

3) What are they going to do at the party?

● **Answer:** They are going to go to the _____.

4) Who are going to come to her party?

● **Answer:** Her _____, _____ and _____ are coming.

Step 3 Let's Talk

1. Practice the dialog below.

A: How old are you turning?

B: I'm turning ten.

A: What things do you want for your birthday present?

B: I want a book, pants, a hat, and a movie ticket.

A: What would you like to do on your birthday?

B: I would like to play lots of games and go to the movies.



2. Now ask and answer with your friend about birthday.

Step 4 Let's Listen and Write

1. Listen to the first dialog again and fill in the blanks.

CD2
Track 22

Kate : Today is my _____ .

Matthew: Happy Birthday, Kate! So, how _____ are you now?

Kate : I am _____ now. I am going to have a _____

_____ tonight.

Matthew: Can I _____ ?

Kate : Of course! It's going to be really fun. My _____ is going to

_____ us lots of _____ like _____ ,

_____ , and _____ too.


Matthew: Cool! I'll be there by _____ .

Step 1 Let's Get Started

A. Warm-up Questions

1. Talk about the questions below.

- 1) What things are on your desk?
- 2) Where is your schoolbag?



B. Key Words

1. Write the words under the correct picture.

- behind • next to • in front of • under • bathroom • library



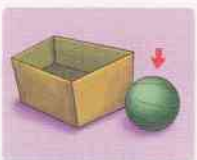
1) _____



2) _____



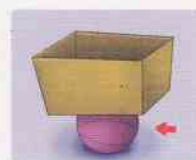
3) _____



4) _____



5) _____



6) _____

Step 2 Let's Listen

A. Listening Practice 1

CD2
Track 26

1. Listen and choose the best answer.

- 1) Where is Julie's school?
- a. It is next to the library.
 - b. It is behind the hospital.
 - c. It is in front of the hospital.
 - d. It is in front of Julie's house.
- 2) Where is Julie's classroom?
- a. It is behind the library.
 - b. It is in front of the library.
 - c. It is next to the library.
 - d. It is behind the music room.

2. Listen and draw.

1) Where is Julie's teacher? Draw the teacher in the picture below.



B. Listening Practice 2

CD2
Track 27

1. Listen and match.

1) Betsey

2) Lucy

3) Mark

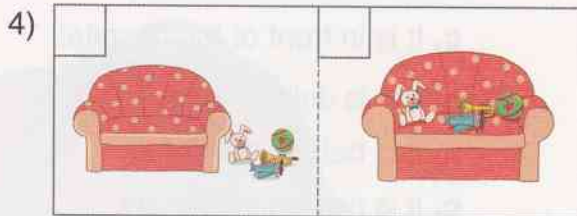

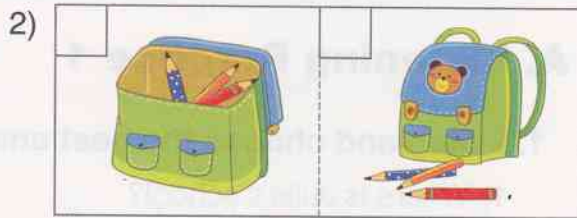
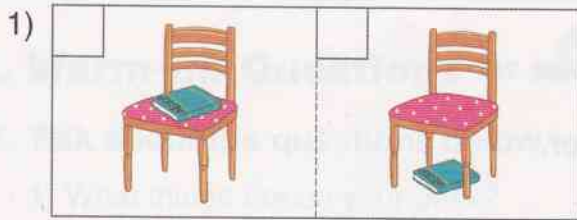
4) Roy



C. Listening Practice 3

cd2
Track 28

1. Listen and check the correct picture.



D. Listening Practice 4

cd2
Track 29

1. Listen and choose the best answer.

1) Where is the teacher?

- a. He is at home.
- b. He is in the hospital.
- c. He is in the music room.
- d. He is in the teacher's room.

2) Where is Ben?

- a. He is in the library.
- b. He is in the playground.
- c. He is at the market.
- d. He is in the bathroom.

3) Where are Steven's crayons?

- a. They are in his pencil case.
- b. They are on his desk.
- c. They are in his schoolbag.
- d. They are in his pocket.

4) Where are Kelly's scissors?

- a. They are in her pencil case.
- b. They are on her desk.
- c. They are in her schoolbag.
- d. They are under her schoolbag.

Step 3 Let's Talk

1. Practice the dialog below.

A: What things are on your desk?

B: There is a book, pencils, a picture of my family and some snacks.

A: Where is your schoolbag?

B: It is behind the chair.

2. Now ask and answer with your friend about where things are.



Step 4 Let's Listen and Write

1. Listen to the first dialog again and fill in the blanks.

CD2
Track 26

David: Hi, Julie! Are you going to _____ ?

Julie : _____ , I am.

David: Where is your _____ ?

Julie : It is _____ the _____ .

David: Where is your _____ ?

Julie : It is _____ to the _____ .

David: Where is your _____ ?

Julie : There she is. She is standing _____ of the _____ .

David: Julie! Where is your _____ ?

Julie : Oops! I left it at _____ !

Unit 20 What's in Your Room?

Step 1 Let's Get Started

A. Warm-up Questions

1. Talk about the questions below.

1) What things are in your room? Describe where things are in your room.



B. Key Words

1. Write the words under the correct picture.

• bed • closet • clothes • table • key • lamp



1) _____



2) _____



3) _____



4) _____



5) _____



6) _____

**Step 2 Let's Listen****A. Listening Practice 1**CD2
Track 30**1. Listen and choose the best answer.**

1) What furniture is NOT in Julie's room?

a. a bed

b. a desk

c. a sofa

d. a closet

2) What is NOT on the desk?

a. books

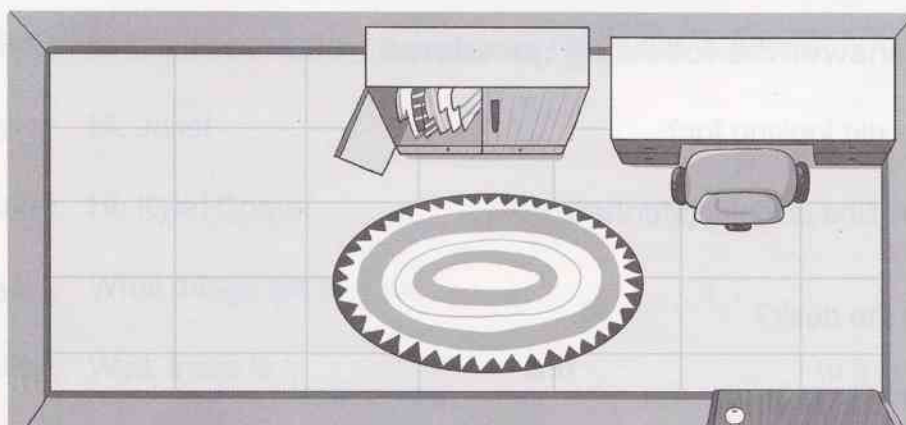
b. pencils

c. a doll

d. a picture of Julie

2. Listen and draw.

1) What things are in her room? Draw the things in her room.

**B. Listening Practice 2**CD2
Track 31**1. Listen and circle true or false.**

1) The picture is next to the desk.

True

False

2) The shoes are in the box.

True

False

3) The table is behind the oven.

True

False

4) The keys are under the book.

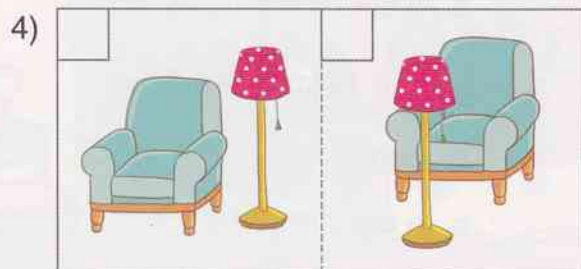
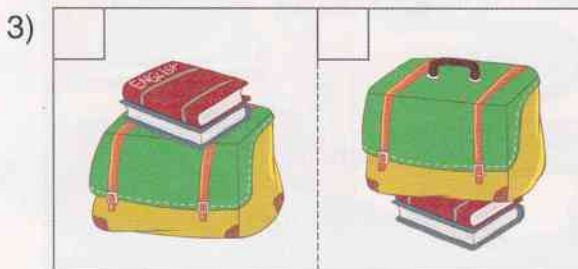
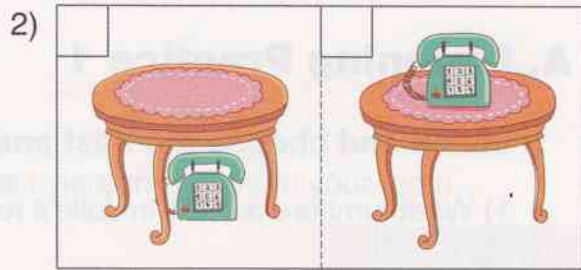

True

False

C. Listening Practice 3

CD2
Track 32

1. Listen and check the correct picture.



D. Listening Practice 4

CD2
Track 33

1. Listen and answer the following questions.

1) What is the girl looking for?

● **Answer:** She is looking for her _____

2) What is on the desk?

● **Answer:** There is a _____ on her desk.

3) What is on the bed?

● **Answer:** There is a _____ on her bed.

4) Where was it?

● **Answer:** It was _____ the _____ the _____

Step 3 Let's Talk

1. Practice the dialog below.

- A:** What things are in your room?
- B:** There is a bed next to the desk. On the desk, there is a computer, a book and a lamp. There is a closet in my room behind the desk.



2. Now ask and answer with your friend about the things in your room.

Step 4 Let's Listen and Write

1. Listen to the first dialog again and fill in the blanks.

CD2
Track 30

Kyle: Hi, Julie!

Julie: Hi, Kyle! Come _____! Let's go to my _____!

Kyle: What things are in your _____?

Julie: Well, there is a _____, and _____ to it is the _____
_____ to the _____ is the _____.

Kyle: Wow! You have many things in your _____. What things are
_____ your _____?

Julie: There are _____, _____, and a _____ of me.

Kyle: I have brought some _____ for you. Can I put them on your _____?

Julie: Sure! _____ so much.

Unit 21 Where Are You Going?

Step 1 Let's Get Started

A. Warm-up Questions

1. Talk about the questions below.

- 1) Where would you like to go?
- 2) Why would you like to go there?



B. Key Words

1. Write the words under the correct picture.

- across
- fix
- grocery store
- vegetables
- street
- tea



1) _____



2) _____



3) _____



4) _____



5) _____



6) _____



Step 2 Let's Listen

A. Listening Practice 1

CD2
Track 34

1. Listen and choose the best answer.

1) Where is Ben going?

a. to the department store

b. to the library

c. to the bicycle shop

d. to the restaurant

2) Where is the bicycle store?

a. It is next to the street.

b. It is behind the street.

c. It is in front of the street.

d. It is across the street.

3) Why is he going to the bicycle store?

a. to get a new chain

b. to get a new bell

c. to get a new wheel

d. to get a new basket

B. Listening Practice 2

CD2
Track 35

1. Listen and match.

1) Jude ●

● mall

● to buy some tea

2) Cathy ●

● library

● to buy clothes

3) Sarah ●

● bicycle shop

● to read books

4) Mark ●

● grocery store

● to buy a basket

C. Listening Practice 3

CD2
Track 36

1. Listen and match.

1) Ms. Richards

2) Rachael

3) Craig

4) Randy



2. Listen again and write the things each person is going to buy.

- a bell
- chocolate ice-cream
- a movie ticket
- vegetables

1) Ms. Richards

2) Rachael

3) Craig

4) Randy

D. Listening Practice 4

CD2
Track 37

1. Listen and circle true or false.

1) Ben wants to watch a movie.

True | False

2) Julie doesn't want to watch a movie.

True | False

3) Julie needs to go to the library.

True | False

4) They will go to the library after the movie.

True | False

Step 3 Let's Talk

1. Practice the dialog below.

A: Where would you like to go?

B: I would like to go to the department store.

A: Why do you want to go there?

B: I want to buy a present for my dad.

2. Now ask and answer with your friend about where you would like to go and why.



Step 4 Let's Listen and Write

1. Listen to the first dialog again and fill in the blanks.

go2
Track 34

Kylie: Where are you _____, Ben?

Ben : To the _____ shop _____ the _____.

Kylie: _____ ?

Ben : Because my _____ is _____ and I want to get it

_____ . I _____ a _____ .

Unit 22 Where Do They Live?


Step 1 Let's Get Started

A. Warm-up Questions

1. Talk about the questions below.

1) Where do the animals listed below live?

(monkeys, hippopotamuses, horses, birds, snakes, bears)



B. Key Words

1. Write the words under the correct picture.

• tiger • forest • sheep • cow • zebra • farm



1) _____



2) _____



3) _____



4) _____



5) _____



6) _____

 **Step 2 Let's Listen**

A. Listening Practice 1

 CD2
Track 38

1. Listen and choose the best answer.

1) Where do tigers NOT live?

a. in ponds

b. in forests

c. in jungles

d. in mountains

2) Where do cats live?

a. in trees

b. in houses

c. in barns

d. in shops

3) Where do cows live?

a. on farms


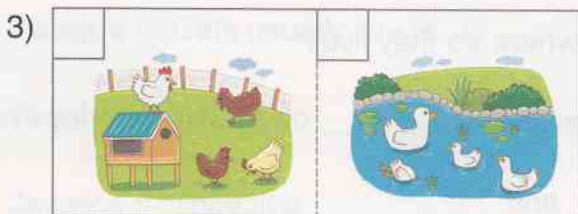

b. in houses

c. in deserts

d. in mountains

B. Listening Practice 2

 CD2
Track 39

1. Listen and check the correct picture.


C. Listening Practice 3

CD2
Track 40

1. Listen and circle true or false.

1) Ben has a dog on his farm.

True | False

2) John's grandmother has a bird and fish at home.

True | False

3) Mr. MacDonald has four chickens on his farm.

True | False

4) Vicky has a horse and four ducks on her farm.

True | False

2. Listen again and match.

1) Ben

2) John's grandmother

3) Mr. MacDonald

4) Vicky



D. Listening Practice 4

CD2
Track 41

1. Listen and answer the following questions.

1) What is Jake's favorite animals and where do they live?

• **Answer:** Jake's favorite animals are _____ and they live in _____

2) What is Kelly's favorite animals and where do they live?


• **Answer:** Kelly's favorite animals are _____ and they live in _____
and _____

Step 3 Let's Talk

1. Practice the dialog below.

A: What are your favorite animals and where do they live?

B: My favorite animals are kangaroos and koalas. They live in forests in Australia.



2. Now ask and answer with your friend about your favorite animals and where they live.

Step 4 Let's Listen and Write

1. Listen to the first dialog again and fill in the blanks.

CD2
Track 38

Teacher: Do you know where _____ live, Jessica?

Jessica: Tigers live in _____, _____, and _____.

Teacher: That's right. How about _____ ?

Jessica: Cats usually live in _____.

Teacher: Where do _____ live then?

Jessica: They live _____.


Unit 23 How Do I Get There?

Step 1 Let's Get Started

A. Warm-up Questions

1. Talk about the questions below.


- 1) Where is your school?
- 2) How do you get to your school from your house?



B. Key Words

1. Write the words under the correct picture.

- map
- down
- right
- left
- near
- far



1) _____



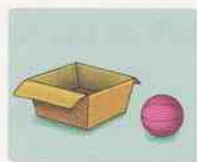
2) _____



3) _____



4) _____



5) _____



6) _____



Step 2 Let's Listen

A. Listening Practice 1

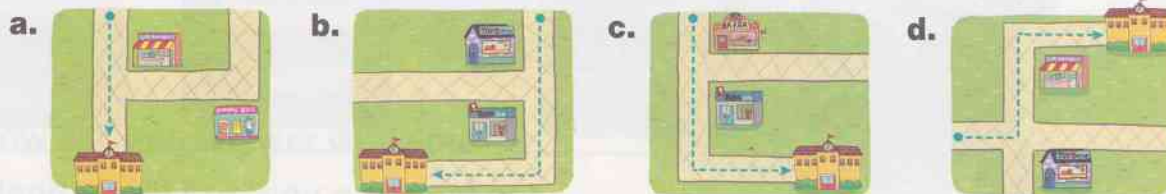
CD2
Track 42

1. Listen and choose the best answer.

1) What was wrong with Ken?

- a. He lost his map.
- b. He couldn't find the map.
- c. He was lost.
- d. He felt sick.

2) Where is the school?



B. Listening Practice 2

CD2
Track 43

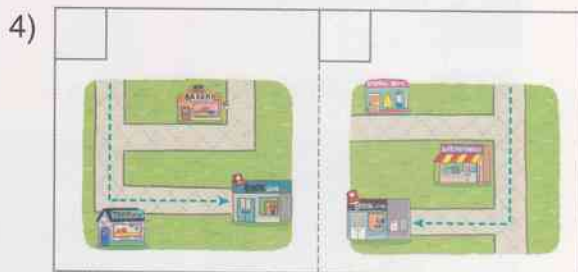
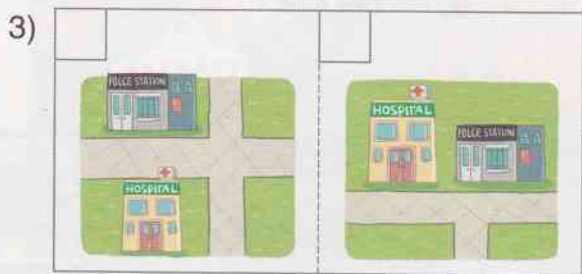
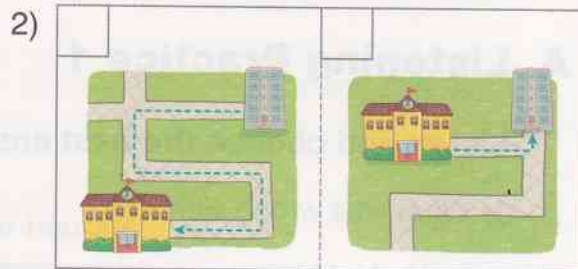
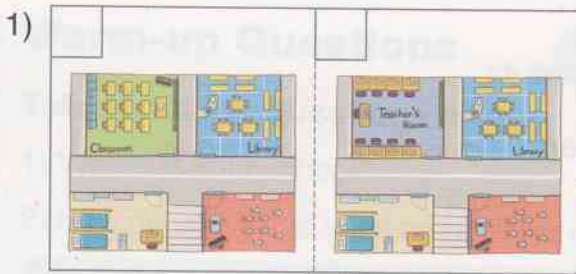
1. Listen and match.

1) Ben	•		•	•	next to	•	
2) Mr. Smith	•		•	•	across	•	
3) Josh	•		•	•	in front of	•	
4) Kate	•		•	•	behind	•	

C. Listening Practice 3

CD2
Track 44

1. Listen and check the correct picture.



D. Listening Practice 4

CD2
Track 45

1. Listen and answer the following questions.

1) Where is Ms. John's office?

• **Answer:** It is _____ to the _____.

2) How does the boy get to City Hall?

• **Answer:** Go _____ this street and turn _____.

3) Where can the boy find a map?

• **Answer:** He can buy one at the _____ the _____.

Step 3 Let's Talk

1. Practice the dialog below.

A: How do you get to your school from your house?

B: I walk straight then turn left on the second street. And there is my school.



2. Now ask and answer with your friend about how you go to school.

Step 4 Let's Listen and Write

1. Listen to the first dialog again and fill in the blanks.

cd2
Track 42

Ken: Excuse me!

Man: _____ ?

Ken: Can you _____ me? Today's my first day, and I'm _____.

Where is the elementary _____ ?

Man: Do you _____ a _____ ?

Ken: Yes. _____ it is.

Man: Good. Go _____ this _____ and turn _____.

Ken: Thank you.


Unit 24 At the Department Store

Step 1 Let's Get Started

A. Warm-up Questions

1. Talk about the questions below.

- 1) What shops are in a department store?
- 2) What would you like to buy in a department store? On which floor can you find them?



B. Key Words

1. Write the words under the correct picture.

- buy • second floor • fourth floor • first floor • toys • furniture



1)



2)



3)



4)



5)



6)



Step 2 Let's Listen



A. Listening Practice 1

002
Track 46

1. Listen and choose the best answer.

1) What does the girl want to buy?

- a. a dress b. a shirt c. food d. toys

2) Where can she find dresses?

- a. on the first floor b. on the third floor
c. on the fourth floor d. on the fifth floor

2. Listen and answer the following questions.

1) What does the boy want to buy?

- **Answer:** He wants to buy some _____.

2) On which floor can he buy it?

- **Answer:** On the _____ floor.

B. Listening Practice 2

002
Track 47

1. Listen and match.

1) Tim ●



● basement

2) Jessy ●



● first floor

3) Cathy ●



● second floor

4) Martin ●



● fifth floor

C. Listening Practice 3

CD2
Track 48

1. Listen and circle true or false.

1) Claudia wants to buy fruit on the fourth floor.

True | False

2) Dean wants to buy a toy on the third floor.

True | False

3) Linda wants to buy a book on the eighth floor.

True | False

4) Kate wants to buy a lamp on the sixth floor.

True | False

D. Listening Practice 4

CD2
Track 49

1. Listen and choose the best answer.

1) Where can the man buy books?

a. on the sixth floor

b. on the seventh floor

c. on the eight floor

d. on the ninth floor

2) Where can the boy buy a shirt?

a. on the second floor

b. on the third floor

c. on the fourth floor

d. on the fifth floor

3) What can the woman find in the basement?

a. furniture

b. clothes

c. food

d. toy

4) Where can the woman buy a sofa?

a. on the basement

b. on the seventh floor

c. on the third floor

d. on the fifth floor

Step 3 Let's Talk

1. Practice the dialog below.

A: What shops are in a department store?

B: There are restaurants, book stores, clothes shops and toy shops in a department store.

A: What would you like to buy in a department store? Which floor can you find it?

B: I would like to buy a toy. I can find it on the fifth floor.



2. Now ask and answer with your friend about where you can buy things at the department store.

Step 4 Let's Listen and Write

1. Listen to the first dialog again and fill in the blanks.

CD2
Track 46

Clerk: May I _____ you?

Kelly: Yes! I want to _____ a _____. Where are the _____?

Clerk: I'll show you. This way, please. Here! They are on the _____.

Kelly: How does this _____ look on me?

Josh: It _____ ok. I'm _____. Let's go and _____ some _____!

Kelly: Alright! Alright! Let me _____ this. How _____ is it?

Clerk: It is \$ _____.

Kelly: Here you go. Okay. Let's go to the _____ and get something to _____.

A. Word Review

1. Write the correct word to complete the puzzle.

Down

2 

3 

6 

Across

1 

4 


5 

7 

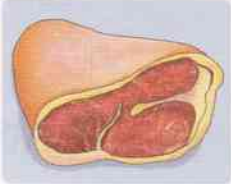
8 



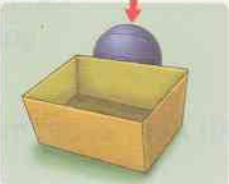
2. Unscramble and write the words.

1) 


ahcir

2) 

mtae

3) 

ednhib

4) 

tfreso

B. Listening Review

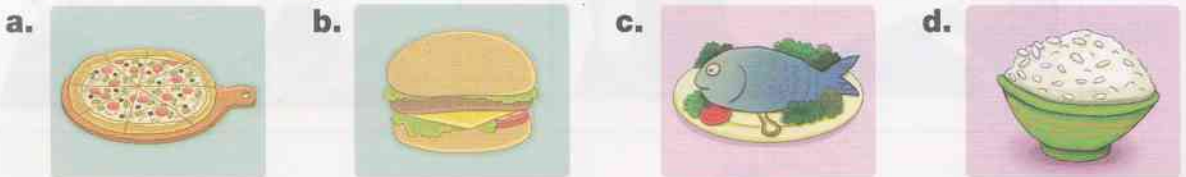
1. Listen to the dialog and answer the following questions.

CD2
Track 50

1) What are Mike's favorite foods?

• **Answer:** Mike's favorite foods are _____ and _____.

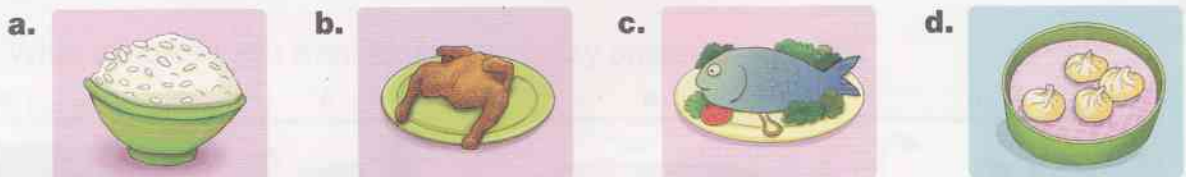
2) What food does Mike NOT like?



3) What are Craig's favorite foods?

• **Answer:** Craig's favorite foods are _____ and _____.

4) What food does Craig NOT like?



2. Listen and match.

CD2
Track 51

1) Ben

2) Andy

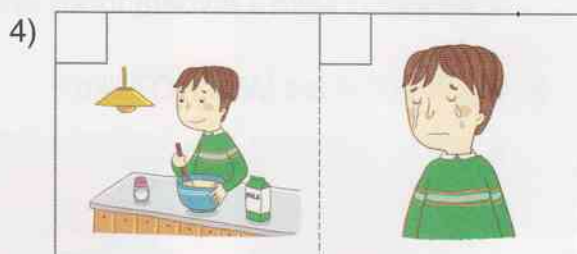
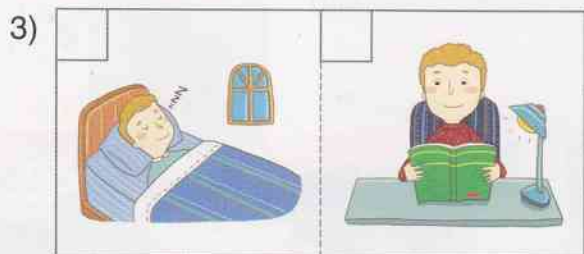

3) Michelle

4) Kate



3. Listen and check.

CD2
Track 52



4. Listen and match.

CD2
Track 53

1) Lucy

2) Jack

3) Matthew

4) Sue



5. Listen to the dialog and fill in the blanks.

CD2
Track 54

Clerk: May I _____ you?

Jake: Yes! I want to buy a _____ pair of _____. Where can I find them?

Clerk: I'll show you. This way, please. Here! They are on the _____.

Jake: I also _____ to _____. Where can I find it?

Clerk: You can find it on the _____.



C. Speaking Review



1. Talk about the following questions with your partner and write the answer.

1) What is your favorite food?

You

Your partner

2) What do you want to have for breakfast / lunch / dinner?

You

Your partner

3) How old are you turning? When is your birthday?

You

Your partner

4) What things do you want for your birthday present?

You

Your partner

5) What are in your room? Describe where things are in your room.

You

Your partner

6) How do you get to your school from your house?

You

Your partner

STEP BY STEP LISTENING

is a three level listening and speaking integrated series for young learners in the Elementary School level. The topics are carefully chosen by referring to themes that young learners find interesting. Each listening activity is designed systematically considering learners' learning ability. After completing the listening activities, learners are provided with speaking questions that guide them to talk about the information they have listened to throughout the unit. To make this easier, the same-aged characters, Jenny and Danny, lead the learners by giving their answers. **Step By Step Listening** series follows a format that helps learners be more active.

Features

- Interesting topics
- Two review units
- Carefully designed activities
- Easy to follow step by step learning process
- Fun and friendly characters

Components

- Student Books 1 2 3
- Audio CD included in Student Book
- Answer Key and Script included in Student Book

