

THIRD EDITION

SUPER EASY READING

2



HOW TO USE THIS BOOK

Super Easy Reading, Third Edition is a three-level reading series adapted from Compass's original, iconic, and best-selling series. It is designed to develop and enhance the core reading skills of lower-elementary English language learners. Each book contains sixteen units with exciting, fun-filled reading passages. Every unit is designed to stimulate the interest of young learners and encourage them to take an active role in the language learning process. The readings and chants are followed by reading skill activities and language-building exercises. These activities and exercises help students to acquire, learn, review, comprehend, and consolidate language. This new edition has the optional "Extra" activities which help with fluency development. Students, parents, and teachers are encouraged to monitor and celebrate the achievements and accomplishments of the student. This improved and modernized version of one of our longest-standing products is explained in the unit outline below. Young learners are sure to feel active, encouraged, and to learn English in a super easy and fun way.

New features added!

Use smart devices for easier and quicker access to the audio and videos.

AUDIO QR CODE



Scan and find the tracks.

Audio QR Codes provide links to all of the audio needed for the unit. Just scan, find the tracks for the unit, and play them on your device.

ANIMATION QR CODE



Scan and watch.

Animation QR Codes provide links to the animated story videos in each unit. Like the audio, these videos are also accessible online, or on the CD-Rom included with the book.



STUDENT BOOK PAGES 1&2

Listen and Read

Students can use the CD-ROM or the easy-access QR code to listen to the reading passages as they read them. With the visual support of an interesting, colorful two-page-spread illustration, students' attention is drawn to the new words in red to help with study. After previewing with the illustration, reading the passage, and doing the chant, students learn the new words in the unit with a variety of different activities.

New Words Activity

Two types of vocabulary activities help review the target words by matching the words with pictures.

Find Hidden Pictures

Two-page-spread illustration contains hidden pictures. Learners use the newly learned vocabulary to complete this fun activity.

Extra 1

Using the animation QR code or the CD-ROM, students can access and view the animated story video. Students follow and repeat the reading passage to review the content in a fun and exciting way.

Extra 2

This optional activity encourages students to practice reading. The student reads the passage three times and the fastest time can be recorded in the space. Then, the teacher can check the big box to confirm and celebrate the effort of the student.



STUDENT BOOK PAGES 3 & 4

Reading Comprehension

Learners check their comprehension and recollection of the reading passage by answering questions about the main idea and details of the reading.

Reading Comprehension

Read and circle.

- This story is about foods cooking
- Pasta is from France Italy
- The foods look bad yummy

Reading Practice

Look, read, and check.

- a. The pasta is from Italy. b. The cheese is from France.
- a. The rice is from China. b. The rice is from France.
- a. It is pasta. b. It is cheese.

Sentence Practice

Complete the sentences. One word is not used.

France It pasta that

- It looks yummy.
- It is from _____.
- What is _____?

Pattern Play

Use the key pattern. Unscramble.

Key Pattern It is _____ from France.

- is It from Italy. It is from Italy.
- It from China. is
- is from there. It

Sentence Practice

This activity asks students to use a combination of key words and grammatical patterns to complete simple and commonly used sentences with visual support.

Pattern Play

After completing the previous activity, students are able to construct a sentence independently. They use all of the new language which have been developed throughout the unit, to demonstrate their ability and understanding. Visual aid and color coding help to assist young learners.

Reading Practice

In this activity, students read two sentences and use the picture to determine which sentence matches the picture. This activity allows students to further develop their reading ability and fluency by understanding the usage of key words in the context of a sentence.

READING SPEED TRACKER

Parents and teachers can track the reading speed of each individual student. Students, parents, and teachers can monitor and measure improvement with this simple but effective tool. By completing the "Extra 2" activity in each unit, students can track and record their fastest reading time. They can then record the finished reading time and track the time with the reading speed chart. This helps to provide motivation to the student as well.

Reading Speed Tracker

This chart logs 3 times the reading speed (words per minute) for each student. Use the formula to calculate the words per minute for each student. Color in the boxes to see how fast you read!

1	2	3	4	5	6	7	8	9	10	11	12	13	14	15	16	17	18	19	20
21	22	23	24	25	26	27	28	29	30	31	32	33	34	35	36	37	38	39	40
41	42	43	44	45	46	47	48	49	50	51	52	53	54	55	56	57	58	59	60
61	62	63	64	65	66	67	68	69	70	71	72	73	74	75	76	77	78	79	80
81	82	83	84	85	86	87	88	89	90	91	92	93	94	95	96	97	98	99	100

Formula: (Words Read ÷ Reading Time in Seconds) × 60 = WPM score

72

WORKBOOK

Workbook Exercises

The workbook can be completed as homework or extra practice in the class. Learners complete a variety of activities to review the unit.

Homework Log

Students, parents, and teachers check and congratulate the effort and achievements of the student. The homework log is a simple feature that provides positive reinforcement from adults to encourage each student in their work.

UNIT 1 Yummy!

A Look, match, and write.

1. _____ rice

2. _____ pasta

3. _____ France

4. _____ Italy

B Look, unscramble, and write.

1. n c **C h i n a**

2. e h c e s e

3. y r l i a

C Look and match.

1. It looks _____ from China.

2. It is _____ look yummy.

3. They all _____ yummy!

D Find, unscramble, and write.

~~France~~ is Italy from Rice

1. Cheese **France** is from
Cheese is from France

2. Pasta is

3. from China

Sentence Practice

This simple matching activity allows students to practice their reading and critical thinking skills, and visual support is included to strengthen comprehension of the sentences.

Vocabulary Practice A & B

These activities allow students to practice their reading skills and the spelling of the key words. Visual and language support is provided so that learners understand enough to use their own critical thinking and language abilities to complete the task and solidify their knowledge.

Key Pattern Practice

This output activity demonstrates the learner's full competency to read, understand, and use the target words. Students decide which word from the word box fits into the blank, then unscramble and write the sentence. Visual support is provided using color coding and tracing hints.

WORKBOOK COMPONENTS

- 16 units of two-page activities
- 4 review units
- Word tests for 16 units



CONTENTS

- Unit 1** Yummy!
- Unit 2** A Funny House
- Unit 3** My Family
- Unit 4** Trees and Leaves
- Unit 5** In My Closet
- Unit 6** Me and My Cat
- Unit 7** Up High
- Unit 8** Small Seed
- Unit 9** The Beach
- Unit 10** Late for School?
- Unit 11** Around and Down
- Unit 12** On the Subway
- Unit 13** Today
- Unit 14** The Baby
- Unit 15** Shapes on the Hill
- Unit 16** Do You Have It?

Word Count	Pattern
43	It is from France.
42	There is a cow.
43	I have a dad.
40	There are many trees.
40	There are shoes in my closet.
39	I can jump.
38	We want to ride a balloon.
40	I have small plants.
39	How about playing inside?
43	Billy runs down the street.
37	My coin falls to the ground.
42	I see funny people.
36	Where is my hat?
44	My baby brother cries
39	The tree is a triangle.
46	It is not in my wallet.



Keywords

cheese	France	pasta	Italy	rice	China	8
funny	cow	goat	house	duck	barn	12
dad	sister	aunt	brother	uncle	family	16
forest	thin	fat	leaf	green	orange	20
shirt	shorts	socks	shoes	closet	hide	24
can	walk	run	sleep	draw	can't	28
ballon	jet	rocket	stop	moon	fun	32
seed	ground	give	root	beautiful	plant	36
exciting	inside	outside	hot	beach	cool	40
late	out	down	door	Sunday	today	44
around	lose	coin	fall	roll	hole	48
happy	people	young	tired	see	subway	52
sunny	rainy	umbrella	scarf	birthday	cake	56
morning	baby	wake up	cry	feed	him	60
three	shape	square	sit	triangle	circle	64
camera	teddy bear	passport	wallet	suitcase	pocket	68

Yummy!

Study the new words.
Then listen and read.

02

What is that?
It looks yummy.
It is **cheese**.
It is from **France**.
What is that?
It looks yummy.
It is **pasta**.
It is from **Italy**.
What is that?
It looks yummy.
It is **rice**.
It is from **China**.
They all look yummy.

Reading Time: _____ sec

43 words

Extra 1

Listen and chant.

03



Scan and watch.




Scan and find the tracks.



New Words

Listen, repeat, and match.

04
Tracks

- 1  France
- 2  cheese
- 3  pasta
- 4  China
- 5  rice
- 6  Italy

Find

Find, circle, and say.

- 1 
- 2 
- 3 

Extra 2

Read 3 times and check.



Student



Student



Student

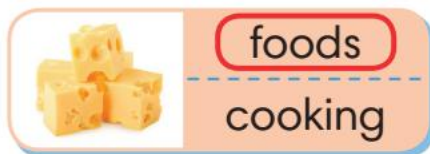


Teacher

Reading Comprehension

Read and circle.

1 This story is about



2 Pasta is from



3 The foods look




Reading Practice

Look, read, and check.



- a. The pasta is from Italy.
 b. The cheese is from France.



- a. The rice is from China.
 b. The rice is from France.



- a. It is pasta.
 b. It is cheese.

Sentence Practice

Complete the sentences. One word is not used.

France ~~It~~ pasta that



It looks yummy.




It is from _____.



What is _____?

Pattern Play

Use the key pattern. Unscramble.

Key Pattern  It is from France.



is It from Italy.

It is from Italy.



It from China. is



is from there. It

A Funny House

Study the new words.

Then listen and read. 

This is a **funny** house.

There is a **cow** in this house.

There is a **goat** in this house.

There is a mouse in this **house**.

There is a **duck** in this house.

This is not a house.

This is a **barn**!

Reading Time: _____ sec 42 words

Extra 1

Listen and chant. 



Scan and watch.



Scan and find the tracks.



New Words

Listen, repeat, and circle. 07
Track

1 funny



2 cow



3 goat



4 house



5 duck



6 barn



Find

Find, circle, and say.



Extra 2

Read 3 times and check.



Student



Student



Student



check

Teacher

Reading Comprehension

Read and circle.

1 This story is about a 

house

barn

.

2 There is a 

goat

horse

 and a cow.

3 They are 

in

on

 the barn.

Reading Practice

Look, read, and check.



- a. The duck is in the barn.
- b. The cow is in the barn.



- a. This is a goat.
- b. This is not a goat.



- a. This house looks funny.
- b. This car looks funny.

Sentence Practice

Complete the sentences. One word is not used.

barn cow duck goat



There is a _____ in the barn.



This funny house is a _____.



This is not a chicken. This is a _____.

Pattern Play

Use the key pattern. Unscramble.


Key Pattern



There

is

a cow.



is

a duck.

There



There

a goat.

is



a horse.

There

is

My Family

Study the new words.
Then listen and read.

08
Track

I have a mom.
I have a **dad**.
My mom has a **sister**.
She is my **aunt**.
My mom has a **brother**.
He is my **uncle**.
I have a brother.
I have a sister, too.
This is my **family**.
Tell me about yours!



Reading Time: _____sec 43 words

Extra 1

Listen and chant.

09
Track

Scan and watch.






New Words

Listen, repeat, and match. 10
Tracks

- 1  sister
- 2  dad
- 3  brother
- 4  aunt
- 5  family
- 6  uncle

Find

Find, circle, and say.

- 1 
- 2 
- 3 

Extra 2

Read 3 times and check.



Student



Student



Student



Teacher

Reading Comprehension

Read and circle.

1 This story is about my



2 My



has a brother.

3 My mom's sister is my



Reading Practice

Look, read, and check.



- a. I have a mom, dad, and brother.
 b. I have aunts and uncles.



- a. My dad has a brother.
 b. My mom has a sister.



- a. He is my brother.
 b. She is my sister.

Sentence Practice

Complete the sentences. One word is not used.

sisters aunt dad mom



My mom's sister is my _____.



I have two _____.



This is my _____.

Pattern Play

Use the key pattern. Unscramble.

Key Pattern



I

have

a dad.



I

a sister.

have



have

an aunt.

I



have

I

an uncle.

Trees and Leaves

Study the new words.
Then listen and read. 

In the **forest**,
there are many kinds of trees.
Big trees, small trees,
Thin trees, **fat** trees,
Many, many trees.
In the forest,
there are many kinds of **leaves**.
Red leaves, yellow leaves,
Green leaves, **orange** leaves,
Many, many leaves.

Reading Time: _____ sec 40 words

Extra 1

Listen and chant. 



Scan and watch.



Scan and find the tracks.

New Words

Listen, repeat, and circle. 13
Track

1 forest a.  b. 

2 thin a.  b. 

3 fat a.  b. 

4 leaf a.  b. 

5 green a.  b. 

6 orange a.  b. 

Find

Find, circle, and say.



Extra 2

Read 3 times and check.



Student



Student



Student



check

Teacher

Reading Comprehension

Read and circle.

1 This story is about



trees and leaves
big and small

2 There are



blue
orange

leaves in the forest.

3 A forest has many



cows
trees

Reading Practice

Look, read, and check.

1



a. There are thin trees in the forest.

b. There are fat trees in the forest.

2



a. The tree has green leaves.

b. The tree has yellow leaves.

3



a. It has green leaves.

b. It has orange leaves.

Sentence Practice

Complete the sentences. One word is not used.

green orange forest leaves



There are many kinds of _____.



There are _____ flowers.



There are big trees in the _____.

Pattern Play

Use the key pattern. Unscramble.

Key Pattern



There

are

many trees.



are

green leaves.

There



There

fat trees.

are




thin trees.

are

There

In My Closet

Study the new words.

Then listen and read. 

There are **shirts** in my closet.

There are **shorts** in my closet.

There are **socks** in my closet.

There are **shoes** in my closet.

There is a boy in my **closet**.

He **hides** in my closet.

He is my brother!

Reading Time: _____ sec 40 words

Extra 1

Listen and chant. 



Scan and watch.



Scan and find the tracks.



New Words

Listen, repeat, and match. 16 Tracks

- 1  closet
- 2  shirt
- 3  shoes
- 4  shorts
- 5  socks
- 6  hide

Find

Find, circle, and say.

- 1 
- 2 
- 3 

Extra 2

Read 3 times and check.



Student



Student




Student




Teacher

Reading Comprehension

Read and circle.

1 This story is about a  closet
boy.

2 There are  shoes
shirts in my closet.

3 My  brother
sister hides in the closet.

Reading Practice

Look, read, and check.



- a. There are socks in my closet.
 b. There are shorts in my closet.



- a. She has shoes in the closet.
 b. She has shirts in the closet.



- a. He hides in the closet.
 b. He hides in the barn.

Sentence Practice

Complete the sentences. One word is not used.

closet shorts hides socks



There are many shirts in my _____.



The boy _____ in the closet.



He has a shirt and _____.

Pattern Play

Use the key pattern. Unscramble.

Key Pattern



There

are

shoes in my closet.



are

There

shorts in my closet.



There

socks in my closet.

are



is

There

a boy in my closet.

Me and My Cat

Study the new words.
Then listen and read.

17

I **can** walk.
My cat can **walk**.
I can **run**.
My cat can run.
I can jump.
My cat can jump.
I can **sleep**.
My cat can sleep.
I can **draw**.
My cat **can't** draw.
Me and my cat!

Reading Time: _____sec 39 words

Extra 1

Listen and chant.

18



Scan and watch.



New Words

Listen, repeat, and circle. 

1 can



2 walk



3 run



4 sleep



5 draw



6 can't



Find

Find, circle, and say.

1



2



3



Extra 2

Read 3 times and check.



Student



Student



Student



Teacher

Reading Comprehension

Read and circle.

1 This story is about me and my



dog

cat

2 My cat and I



can

can't

jump.

3 My cat can



walk

draw

and run.

Reading Practice

Look, read, and check.

1



a. A cat can run.

b. A cat can sleep.

2



a. A cat can jump high.

b. A cat can't jump high.

3



a. I can't run.

b. I can run.

Sentence Practice

Complete the sentences. One word is not used.

draw can sleep can't



I can _____ pictures.



A cat _____ dance.



My cat and I can _____.

Pattern Play

Use the key pattern. Unscramble.

Key Pattern



I

can

jump.



can

I

sleep.



I

can

run.



draw.

can

I

Up High

Study the new words.
Then listen and read.

20

We want to go up high.
We want to ride a **balloon**.
We want to ride a **jet**.
We want to ride a **rocket**.
We want to go up high.
We **stop** on the **moon**.
This is **fun**!

Reading Time: _____ sec 38 words

Extra 1

Listen and chant.

21









Scan and watch.



New Words

Listen, repeat, and match. 22 Tracks

- | | | | |
|---|--|--------------------------|---------|
| 1 |  | <input type="checkbox"/> | rocket |
| 2 |  | <input type="checkbox"/> | balloon |
| 3 |  | <input type="checkbox"/> | jet |
| 4 |  | <input type="checkbox"/> | fun |
| 5 |  | <input type="checkbox"/> | stop |
| 6 |  | <input type="checkbox"/> | moon |

Find

Find, circle, and say.

- | | | | | | |
|---|---|---|---|---|---|
| 1 |  | 2 |  | 3 |  |
|---|---|---|---|---|---|

Extra 2

Read 3 times and check.



Student



Student



Student



Teacher

Reading Comprehension

Read and circle.

1 This story is about going to the



moon
rocket

2 We want to ride a



train
rocket

3 We want to ride up



high
fun

Reading Practice

Look, read, and check.

1



a. We want to ride a jet.

b. We want to ride a rocket.

2



a. This is fun!

b. This is high!

3



a. They stop on the moon.

b. They stop on the hill.

Sentence Practice

Complete the sentences. One word is not used.

moon stop rocket ride



We want to go up in a _____.



We want to _____ a balloon.



We _____ on the moon.

Pattern Play

Use the key pattern. Unscramble.

Key Pattern



We

want to ride

a balloon.



a rocket.

want to ride

We



a jet.

We

want to ride



We

a bus.

want to ride

Small Seed

Study the new words.
Then listen and read. 

I am a small **seed**.
You put me in the **ground**.
You **give** me water.
I grow.
Now, I have strong **roots**.
Now, I have many leaves.
Now, I have **beautiful** flowers.
Now, I am a big **plant**.
Thank you!

Reading Time: _____ sec 40 words

Extra 1

Listen and chant. 















Scan and watch.



New Words

Listen, repeat, and circle. 25
Track

- | | | | | | |
|---|-----------|----|---|----|---|
| 1 | seed | a. |  | b. |  |
| 2 | ground | a. |  | b. |  |
| 3 | give | a. |  | b. |  |
| 4 | root | a. |  | b. |  |
| 5 | beautiful | a. |  | b. |  |
| 6 | plant | a. |  | b. |  |

Find

Find, circle, and say.

- | | | | | | |
|---|--|---|---|---|---|
| 1 |  | 2 |  | 3 |  |
|---|--|---|---|---|---|

Extra 2

Read 3 times and check.



Student



Student



Student



Teacher

Reading Comprehension

Read and circle.

1 This story is about growing a



worm

plant

2 It has strong



flowers

roots

3 You



give

put

them water.

Reading Practice

Look, read, and check.



- a. You have small seeds.
 b. You have strong roots.



- a. The plants have many leaves.
 b. The plants have many roots.



- a. Put the plant in the water.
 b. Put the plant in the ground.

Sentence Practice

Complete the sentences. One word is not used.

give plant beautiful roots



I have _____ flowers.



You _____ me water.



I grow a big _____.

Pattern Play

Use the key pattern. Unscramble.

Key Pattern



I

have

small plants.



strong roots.

have

I



I many leaves.

have



I blue flowers.

have

The Beach

Study the new words.
Then listen and read.

26

Let's do something **exciting**.
How about playing **inside**?
No, that is not exciting.
How about walking **outside**?
No, it is too **hot**.
How about going to the **beach**?
Yes, that is exciting!
The water is **cool**.
Let's go swimming!

Reading Time: _____ sec 39 words


Extra 1

Listen and chant.

27







Scan and watch.








New Words

Listen, repeat, and match. 28 Tracks

- 1  inside
- 2  exciting
- 3  hot
- 4  beach
- 5  outside
- 6  cool

Find

Find, circle, and say.

- 1 
- 2 
- 3 

Extra 2

Read 3 times and check.

<input type="checkbox"/>	<input type="checkbox"/>	<input type="checkbox"/>	<input type="checkbox"/>
Student	Student	Student	Teacher

Reading Comprehension

Read and circle.

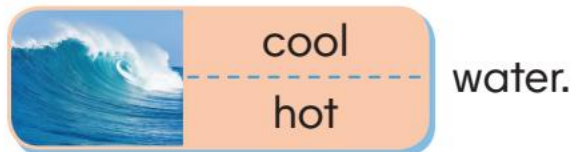
1 This story is about doing something



2 It is too hot to walk



3 Let's go swimming in the



Reading Practice

Look, read, and check.



- a. Let's go to the beach.
- b. Let's go to the forest.



- a. It is hot.
- b. It is cool.



- a. How about walking inside?
- b. How about walking outside?

Sentence Practice

Complete the sentences. One word is not used.

inside beach hot exciting



It is too _____.



How about doing something _____.



Let's go to the _____.

Pattern Play

Use the key pattern. Unscramble.

Key Pattern



How about

playing

inside?



How about

outside?

walking



going

How about

to the beach?



inside?

swimming

How about

Late for School?

Study the new words.

Then listen and read.

29

Billy is **late** for school.

Billy runs **out** of the house.

Billy runs across the yard.

Billy runs **down** the street.

Billy runs to the school.

Billy runs to the **door**.

Billy can't go in.

Today is **Sunday**.

There is no school **today**.

Reading Time: _____ sec

43 words

Extra 1

Listen and chant.

30



Scan and watch.



Scan and find the tracks.



New Words

Listen, repeat, and circle. 31
Tracks

1 late

a.



b.



2 out

a.



b.



3 down

a.



b.



4 door

a.



b.



5 Sunday

a.



b.



6 today

a.



b.



Find

Find, circle, and say.

1



2



3



Extra 2

Read 3 times and check.



Student



Student



Student

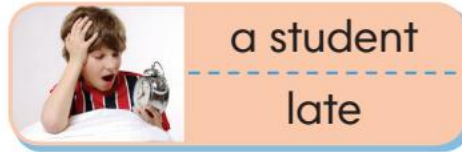


Teacher

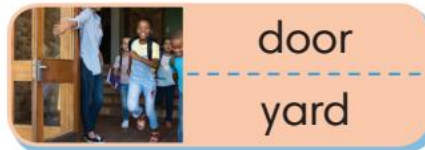
Reading Comprehension

Read and circle.

1 This story is about being



2 Billy runs to the



3 There is no school on



Reading Practice

Look, read, and check.



- a. The boy walks across the yard.
- b. The boy runs across the house.



- a. He can't go in the school.
- b. He can go out of the school.



- a. Today there is no school.
- b. Today Billy is late for school.

Sentence Practice

Complete the sentences. One word is not used.

out today late Sunday



There is no school on _____.



The cat runs _____ of the house.



Billy is _____ for school today.

Pattern Play

Use the key pattern. Unscramble.

Key Pattern



Billy

runs

down the street.



runs

Billy

across the yard.



Billy

to the school.

runs



out of the house.

runs

Billy

Around and Down

Study the new words.
Then listen and read.

32

Around and down,
Around and down,
I lose my coin on the ground.
Around and down,
Around and down,
My coin falls to the ground.
Down the street, fall and roll!
Down the street, in a hole!

Reading Time: _____ sec 37 words

Extra 1

Listen and chant.

33









Scan and watch.



New Words

Listen, repeat, and match. 34
Tracks

- 1  lose
- 2  coin
- 3  around
- 4  hole
- 5  roll
- 6  fall

Find

Find, circle, and say.

- 1 
- 2 
- 3 

Extra 2

Read 3 times and check.



Student



Student



Student



Teacher

Reading Comprehension

Read and circle.

1 This story is about



losing
having

a coin.

2 The coin



sleeps
falls

on the ground.

3 The coin rolls



in a hole
across the street

Reading Practice

Look, read, and check.



- a. My coin rolls on the ground.
- b. My coin falls to the ground.



- a. My coin rolls down the street.
- b. My coin rolls to the tree.



- a. He loses his coin in a hole.
- b. He loses his coin on the street.

Sentence Practice

Complete the sentences. One word is not used.

falls coin loses hole



Jimmy _____ his socks.



The coin _____ to the ground.



I lose a _____ on the bus.

Pattern Play

Use the key pattern. Unscramble.

Key Pattern



My coin

falls

to the ground.



on the street.

My coin

falls



falls

My coin

in a hole.



My coin

in the snow.

falls

On the Subway

Study the new words.

Then listen and read. 

I see **happy** people on the subway.

I see old **people** on the subway.

I see **young** people on the subway.

I see **tired** people on the subway.

I **see** funny people on the subway.

I see many people on the **subway**.



Reading Time: _____sec 42 words



Extra 1

Listen and chant.

 36



Scan and watch.















Scan and find the tracks.



New Words

Listen, repeat, and circle. 37
Track

- 1 happy a.  b. 
- 2 people a.  b. 
- 3 young a.  b. 
- 4 tired a.  b. 
- 5 see a.  b. 
- 6 subway a.  b. 

Find

Find, circle, and say.

- 1 
- 2 
- 3 

Extra 2

Read 3 times and check.

<input checked="" type="checkbox"/>	<input type="checkbox"/>	<input type="checkbox"/>	<input style="border: 1px dashed black;" type="checkbox"/>
Student	Student	Student	Teacher

Reading Comprehension

Read and circle.

1 This story is about people on a



subway
street

2 There are



old
new

people on the subway.

3 Many



trains
people

ride the subway.

Reading Practice

Look, read, and check.

1



a. I see funny people on the subway.

b. I see tired people on the subway.

2



a. You see happy people on the subway.

b. You see quiet people on the subway.

3



a. Young people are on the subway.

b. Old people are on the subway.

Sentence Practice

Complete the sentences. One word is not used.

happy many people subway



We see _____ people on the subway.




I see _____ people on the street.



You see a boy on the _____.

Pattern Play

Use the key pattern. Unscramble.

Key Pattern  I see funny people.



see I happy people.



tired people. I see



many people. see I

Today

Study the new words.
Then listen and read.

38

Today is **sunny**.
Where is my hat?
Today is **rainy**.
Where is my **umbrella**?
Today is cold.
Where is my **scarf**?
Today is hot.
Where are my shorts?
Today is my **birthday**!
Where is my **cake**?

Reading Time: _____ sec 36 words

Extra 1

Listen and chant.

39









Scan and watch.



New Words

Listen, repeat, and match. 40
Tracks

- 1  umbrella
- 2  sunny
- 3  cake
- 4  scarf
- 5  birthday
- 6  rainy

Find

Find, circle, and say.

- 1 
- 2 
- 3 

Extra 2

Read 3 times and check.



Student



Student



Student



Teacher

Reading Comprehension

Read and circle.

1 This story is about what a girl



eats
wants

2 She wants a



hat
scarf

on a sunny day.

3 It is my birthday. Where is my



cake
umbrella

?

Reading Practice

Look, read, and check.



- a. Today is sunny.
 b. Today is rainy.



- a. It is hot today.
 b. It is cold today.



- a. Where is the scarf?
 b. Where is the umbrella?

Sentence Practice

Complete the sentences. One word is not used.

rainy birthday scarf sunny



Where are my red _____ and hat?



Today is _____.



Today is your _____!

Pattern Play

Use the key pattern. Unscramble.

Key Pattern  Where is my hat?



is Where my umbrella?



Where my scarf? is



my cake? is Where

The Baby

Study the new words.
Then listen and read.

41

It is **morning**.
My **baby** brother cries.
Mom **wakes up**.
My baby brother is hungry.
He **cries**.
Mom **feeds** him.
My baby brother is tired.
He **cries**.
Mom sings to **him**.
My baby brother sleeps.
Mom is tired. I am tired.
We sleep, too!

Reading Time: _____ sec 44 words


Extra 1

Listen and chant.

42



Scan and watch.



New Words

Listen, repeat, and circle. 43
Track

- 1 morning a.  b. 
- 2 baby a.  b. 
- 3 wake up a.  b. 
- 4 cry a.  b. 
- 5 feed a.  b. 
- 6 him a.  b. 

Find

Find, circle, and say.

- 1 
- 2 
- 3 

Extra 2

Read 3 times and check.


<input type="checkbox"/>	<input type="checkbox"/>	<input type="checkbox"/>	<input type="checkbox" value="check"/>
Student	Student	Student	Teacher

Reading Comprehension

Read and circle.

1 This story is about a  baby brother

baby sister.

2 My mom  wakes up

feeds my baby brother.

3 They are all  alone

tired.

Reading Practice

Look, read, and check.



- a. The baby wakes up.
 b. The baby cries.



- a. The baby is hungry.
 b. The baby is tired.



- a. Mom listens to them.
 b. Mom sings to them.

Sentence Practice

Complete the sentences. One word is not used.

wakes up

feeds

baby

morning



I sing to my _____ brother.



I am tired this _____.



He _____ in the morning.

Pattern Play

Use the key pattern. Unscramble.

Key Pattern



My

brother

cries.



brother

sleeps.

My



My

sings.

brother



wakes up.

My

brother

Shapes on the Hill

Study the new words.

Then listen and read. 

Three shapes are on the hill.

The house is a **square**.

It **sits** on the hill.

The tree is a **triangle**.

It sits on the hill.

The ball is a **circle**.

It rolls down the hill!

Bye bye, circle!

Reading Time: _____sec 39 words



Extra 1

Listen and chant.

 45 Track









Scan and watch.



New Words

Listen, repeat, and match. 46 Tracks

- 1  sit
- 2  three
- 3  triangle
- 4  circle
- 5  square
- 6  shape

Find

Find, circle, and say.

- 1 
- 2 
- 3 

Extra 2

Read 3 times and check.



Student



Student



Student



Teacher

Reading Comprehension

Read and circle.

1 This story is about



houses
shapes

on a hill.

2 The house is a



circle
square

3 The ball is a



circle
triangle

and it rolls away.

Reading Practice


Look, read, and check.



- a. A tree sits on the hill.
- b. A house sits on the hill.



- a. A square rolls down the hill.
- b. A circle rolls down the hill.



- a. It is a square.
- b. It is a triangle.

Sentence Practice

Complete the sentences. One word is not used.

square circle sits triangle



The ball _____ on the hill.



The sandwich is a _____.



The cheese are _____.

Pattern Play

Use the key pattern. Unscramble.

Key Pattern



The tree is a triangle.



is The house a square.



a circle. The ball is



a triangle. is The pizza

Do You Have It?

Study the new words.

Then listen and read. 

Do you have your **camera**?

Yes, I do.

Do you have your **teddy bear**?

Yes, I do.

Do you have your **passport**?

Oh no!

It is not in my **wallet**.

It is not in my **suitcase**.

It is not in my **pocket**.

Oh, Teddy has it.

Reading Time: _____ sec 46 words

Extra 1

Listen and chant. 



Scan and watch.



DEPARTURES	
UK013	LONDON MADRID
FR003	PARIS MOSCOW
US077	NEW YORK LA



New Words

Listen, repeat, and circle. 49 Tracks

- | | | |
|--------------|--|--|
| 1 camera | a.  | b.  |
| 2 teddy bear | a.  | b.  |
| 3 passport | a.  | b.  |
| 4 wallet | a.  | b.  |
| 5 suitcase | a.  | b.  |
| 6 pocket | a.  | b.  |

Find

Find, circle, and say.

- | | | |
|---|---|---|
| 1  | 2  | 3  |
|---|---|---|

Extra 2

Read 3 times and check.

<input checked="" type="checkbox"/>	<input type="checkbox"/>	<input type="checkbox"/>	<input style="border: 1px dashed black; padding: 5px; text-align: center;" type="checkbox"/> check
Student	Student	Student	Teacher

Reading Comprehension

Read and circle.

1 This story is about where a



suitcase

passport

is.

2 Does the boy have his



teddy bear

passport

?

3 The passport is not in the boy's



pocket

shirt

.

Reading Practice

Look, read, and check.

1



- a. Do you have a passport?
- b. Do you have a suitcase?

2



- a. It is not in my teddy bear.
- b. It is not in my wallet.

3



- a. It is not in my pocket.
- b. It is not in my camera.

Sentence Practice

Complete the sentences. One word is not used.

suitcase

teddy bear

pocket

wallet



Do you have my _____?



Do we have a _____?



Yes, it is in my _____.

Pattern Play

Use the key pattern. Unscramble.

Key Pattern



It

is not

in my wallet.



is not

It

in my suitcase.



It

in my pocket.

is not



in my box.

is not

It

Reading Speed Tracker

Time how long it takes you to read each passage. Then use the formula in the box to find your words per minute (WPM) score. Color in the boxes to see how you get better.

200																
190																
180																
170																
160																
150																
140																
130																
120																
110																
100																
90																
80																
70																
60																
50																
40																
30																
20																
10																
SEC	Unit 1	Unit 2	Unit 3	Unit 4	Unit 5	Unit 6	Unit 7	Unit 8	Unit 9	Unit 10	Unit 11	Unit 12	Unit 13	Unit 14	Unit 15	Unit 16
WC	43 words	42 words	43 words	40 words	40 words	39 words	38 words	40 words	39 words	43 words	37 words	42 words	36 words	44 words	39 words	46 words

Formula

(Word Count ÷ Reading Time in Seconds) x 60 = _____ WPM score