

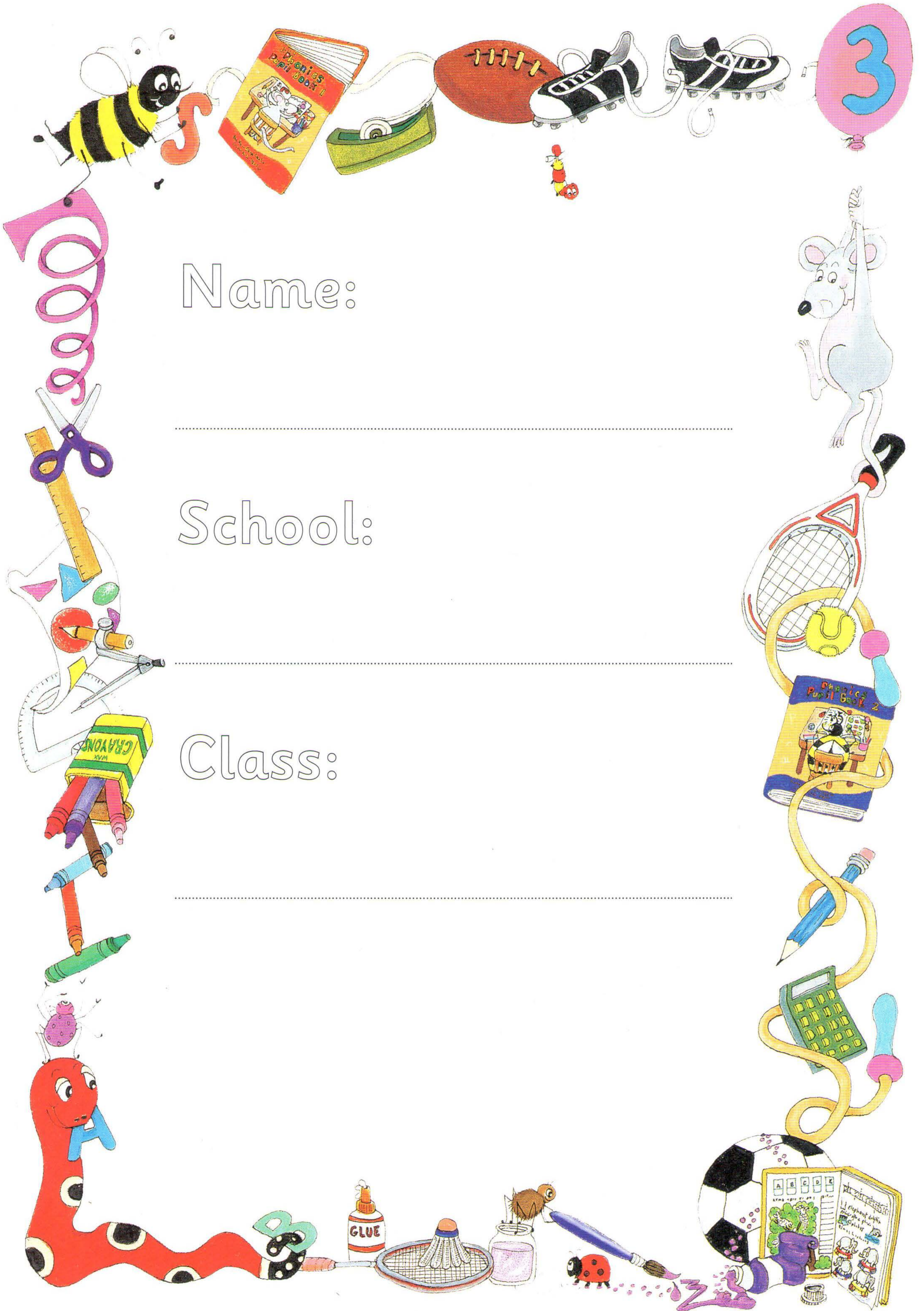


Jolly Phonics Extra Pupil Book 3



Christopher Jolly

Illustrated by Lib Stephen



Name:

.....

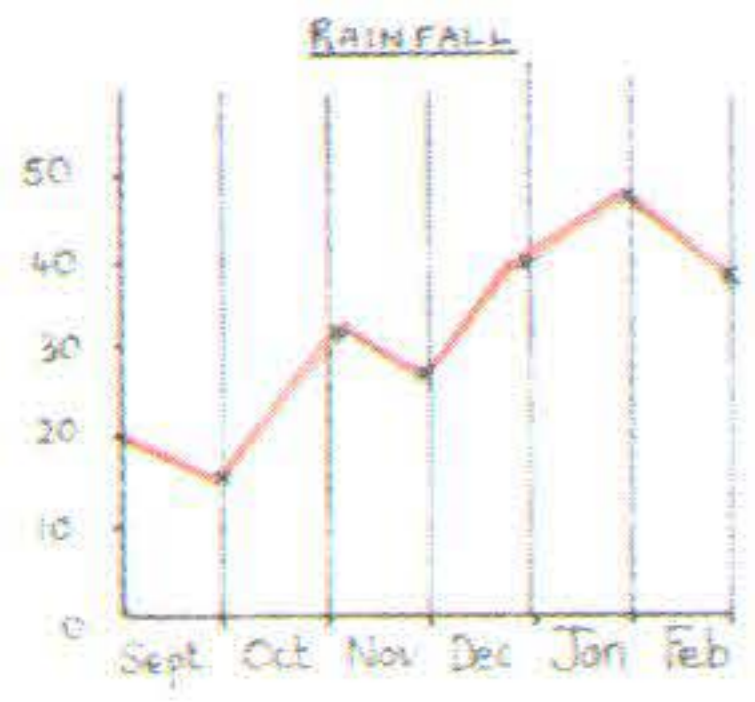
School:

.....

Class:

.....

In some words, the /f/ sound is written with with a <ph>.



elephant

elefhənt

dolphin

dolphin

graphic

grafhic



microphone

miəcrəfhəne

phantom

fhantəm

photograph

fhotəgrafh




alphabet





alfhəbet


telephone

telefhəne



Read the words underneath each elephant and draw a picture inside the elephant.





Write over the dotted letters and add the missing letters.


any a _ y _ ny an _ _ n _
 many m _ ny _ a _ y man _

Finish these sentences by adding either 'any' or 'many'.



Have you got _____ milk?

Have you got _____ milk?



How _____ ducks are in the pond?

Hou _____ ducks are in the pond?

Dictation:

Short or long vowel?

a

e

i

o

u



ai

ee

ie


oa

ue

Read the words. Decide which word matches each picture and write this word on the line.

ran rain

ran rain



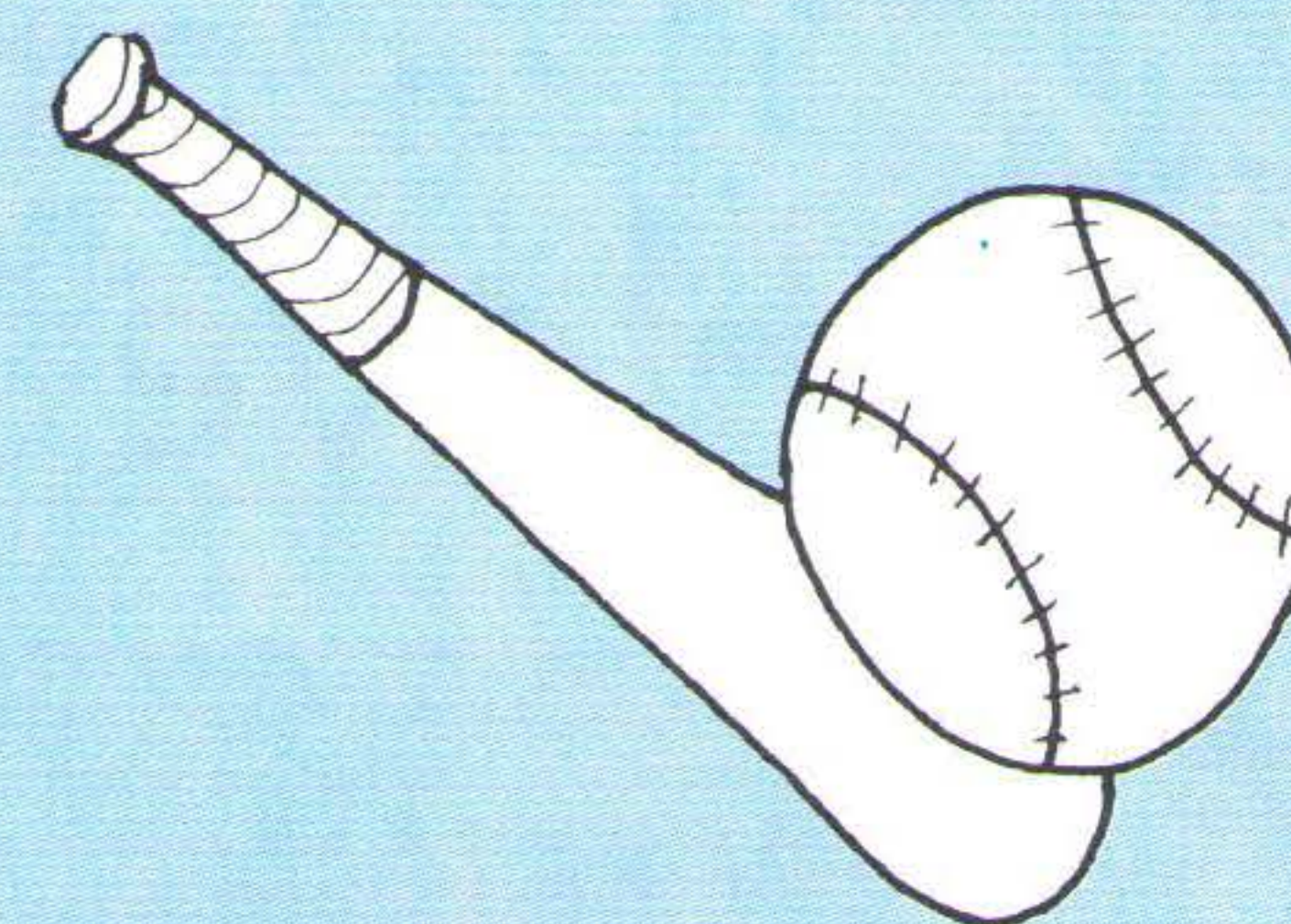
cot coat

cot coat



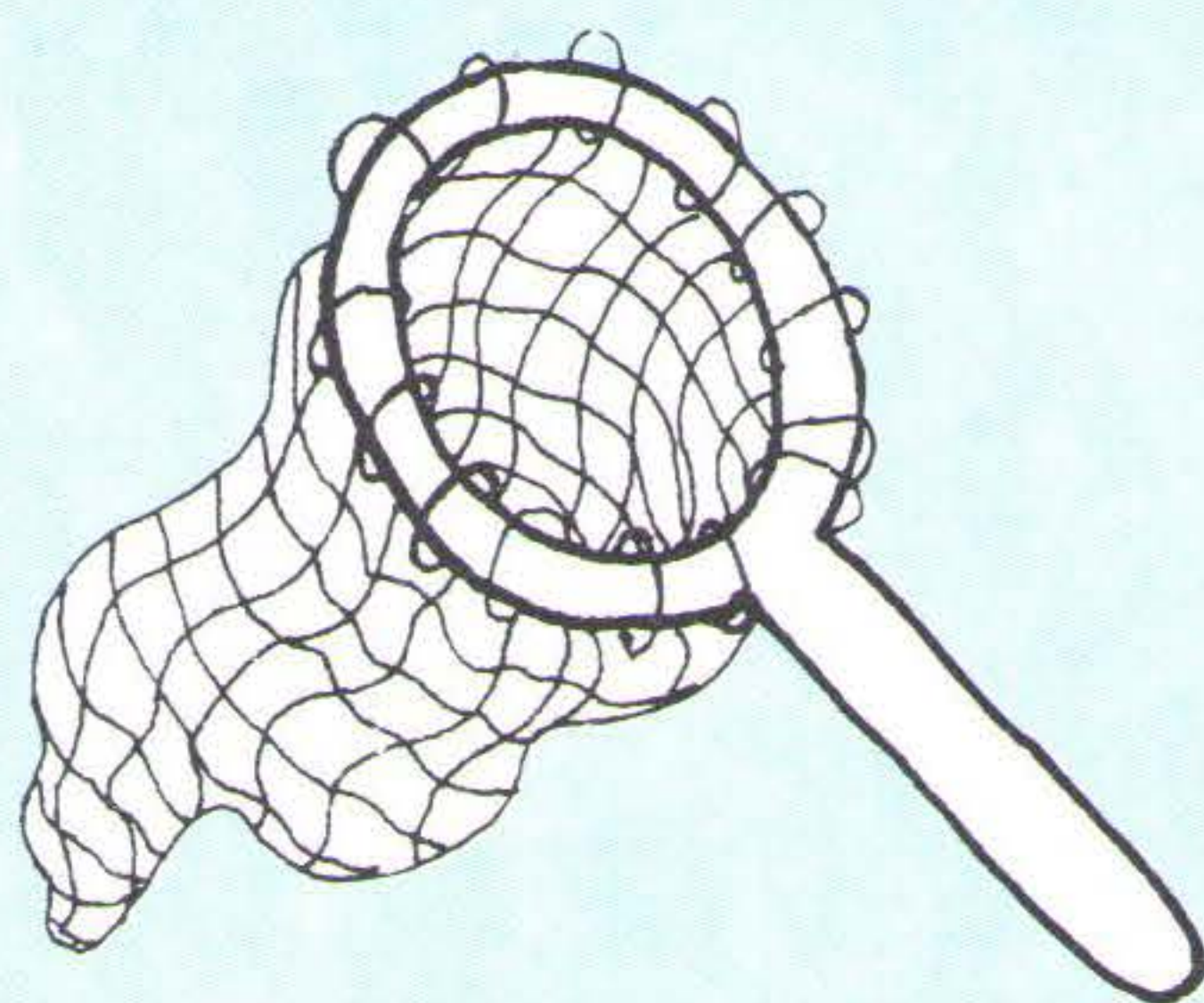
bat bait

bat bait




net neat

net neat




kit kite

kit kiet

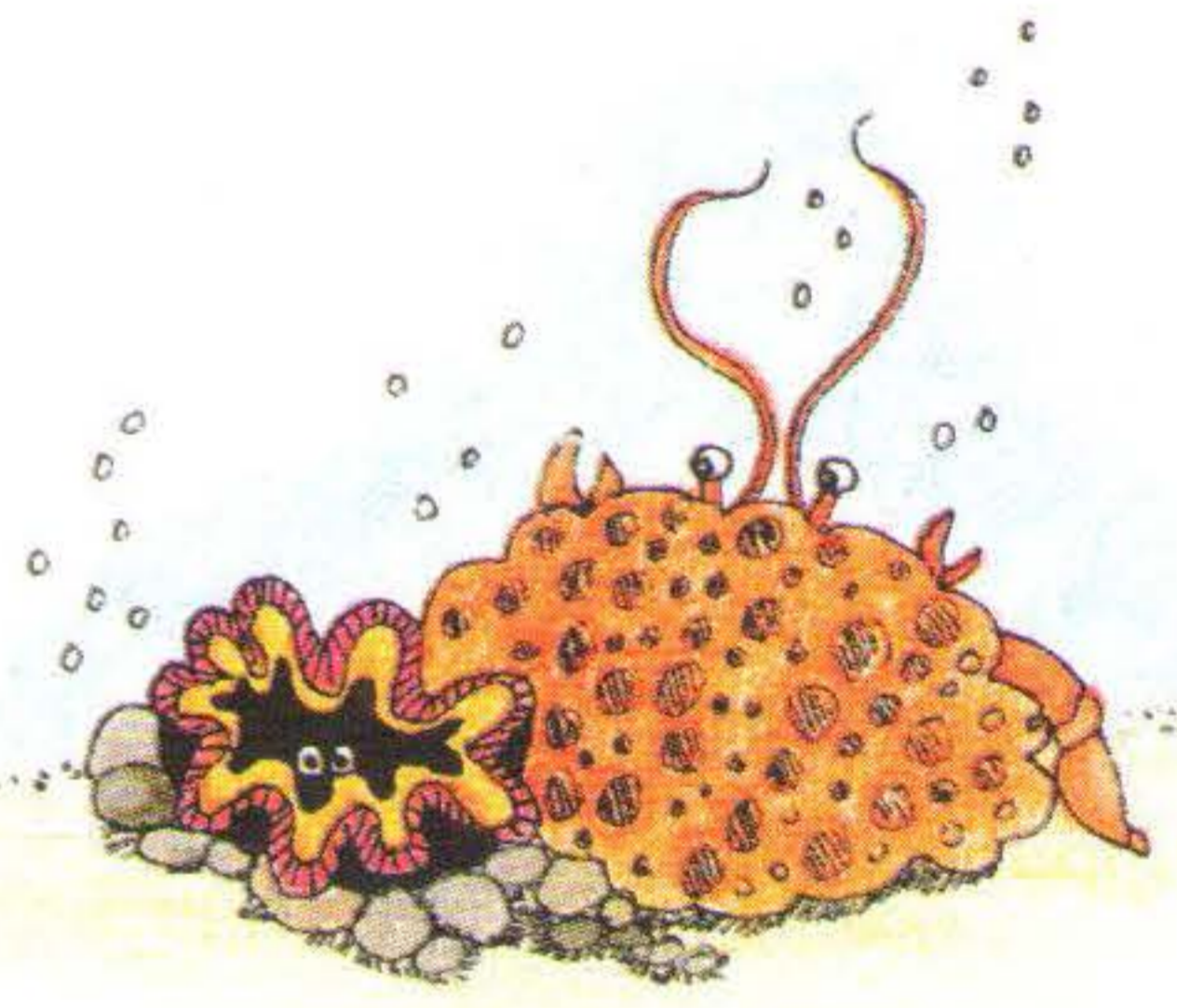





bed bead

bed bead



Add the following seaside things to the picture.



Add these seaside things:

Add these seasied things:

1. six fish
six fish

2. a big crab
e big crab

3. a yellow sun in the sky
e yellow sun in the sky

4. three red shells
threε red shells

5. a shark with big teeth
e shark with big teεth

6. a flying seagull
e flying seagull

When the letter <c> is followed by <e>, <i>, or <y>, it usually makes a /s/ sound.

excellent	ice	fence	face	circle
excellent	ies	fense	fase	sercel
pencil	circus	cylinder	cycle	cygnet
pensel	serces	silinder	sycel	signit

Read the words and write them under the matching circus tent. Colour the pictures.



ice-cream

ice-cream

face

fence

circle

cycle

pencil

ies-cream

fase


fense

sercel

sycel

pensel





Write over the dotted letters and add the missing letters.

more m_re _or_ mo_e

before be_or_ _fore bef_e

Finish these sentences by adding either 'more' or 'before'.

I went swimming _____ lunch.

Ie went swimming _____ lunch.


“We need _____ butter,” said Dad.

“We need _____ butter,” sed Dad.



Dictation:

Is it true? Write 'yes' or 'no' underneath each statement.



The cat is sleeping.

yes

The cat is sleeping.




Rabbits are good at hopping.

Rabbits are good at hopping.



There are five red socks.

There are five red socks.



It is three o'clock.

It is three o'clock.



The dragon has ten eggs.

The dragon has ten eggs.



The magpie has a hat.

The magpie has a hat.

When the letter <g> is followed by <e>, <i>, or <y>, it usually makes a /j/ sound.

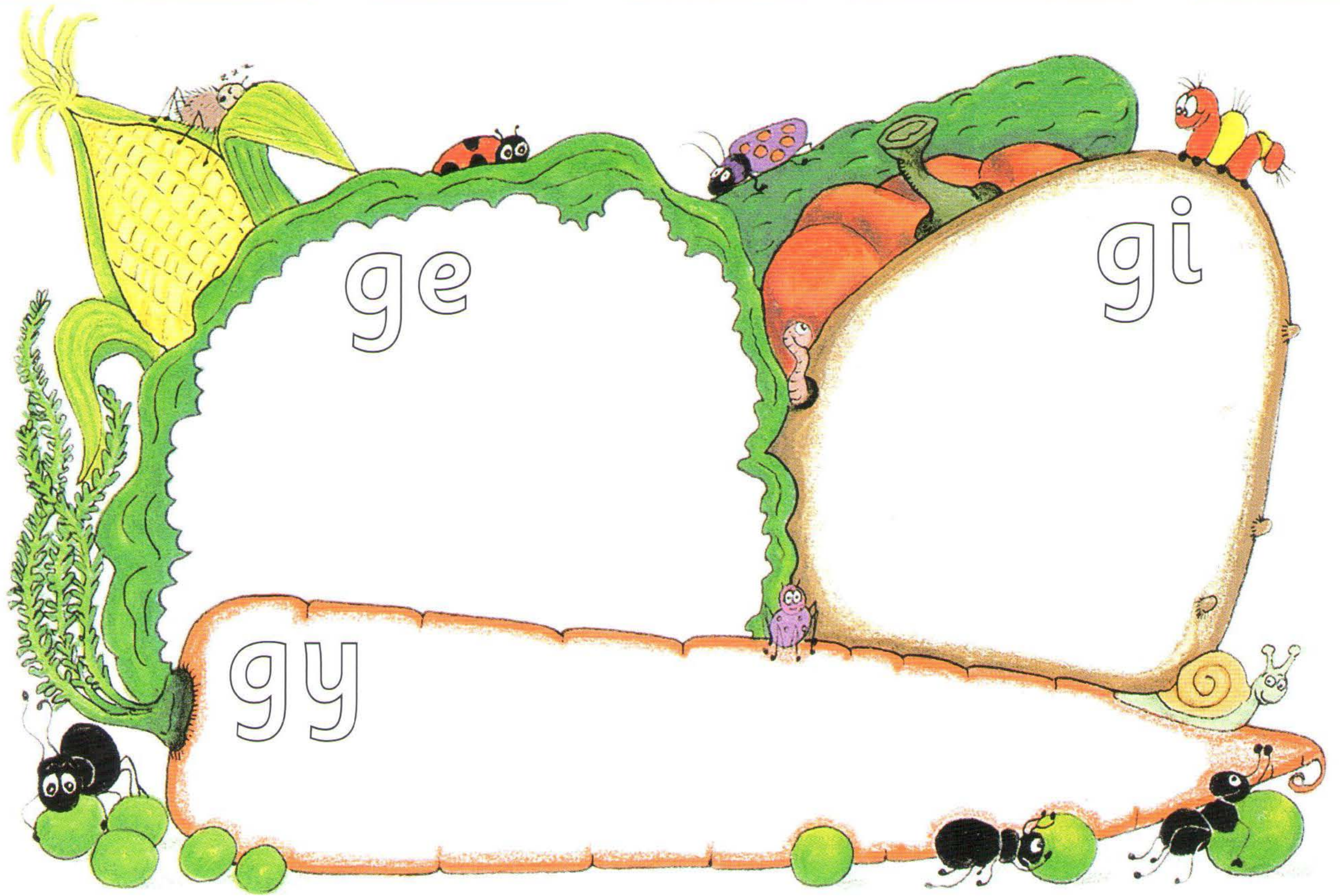
Read the words, then write them in the vegetable with the same spelling pattern.

oranges large germ vegetable giraffe gym


orenjes larje jerm vejeteble jiraffe jim



giant ginger magic gypsy gymnast dingy

jieent jinjer majic jipse jimnast dinje



Read the words and illustrate them in the frames.





Write over the dotted letters and add the missing letters.

other o _ _ er _ ther _ th _ _

were wer _ _ _ e _ e w _ _ e

Finish these sentences by adding either 'other' or 'were'.

We _____ skipping in the park.

We _____ skipping in the park.

Jim has lost the _____ sock.



Jim has lost the _____ sock.

Dictation:

There are three main ways to spell the /ai/ sound.

Read the words and then write them in the correct /ai/ spelling.

a

whale

whale

whale

paint

paint

play


play

train


train

name

name



e



a



y

a



i



may

may

snail




snail

cake

cake

hay

hay



Write over the dotted letters and add the missing letters.

want w _ nt _ a _ t w _ n _

because b _ c _ _ s _ _ e _ _ u _ e

Finish these sentences by adding either 'want' or 'because'.

Do you _____ to help?


Do you _____ to help?



He went home _____ he felt sick.

He went home _____ he felt sick.

Dictation:



A series of ten horizontal lines for writing, each consisting of a top blue line, a middle yellow line, and a bottom blue line.

There are three main ways to write the /ee/ sound.

speed sneeze toffee indeed teach seat

speed sneeze toffee indeed teach seat

peanut peach eve theme these Pete

peanut peach eve theme these Pete

Read the words and then write them in the correct /ee/ spelling.

feet

feet



feet




beak

beak

theme

theme



teeth



teeth

seal

seal

sleep

sleep



these




these



tea

tea

eve

eve





Write over the dotted letters and add the missing letters.

put

p _ t

_ u _

p _ _ _

saw

s _ _

_ a _

_ w _ _

Finish these sentences by adding either 'put' or 'saw'.

I _____ my drum back in the toy box.




Ie _____ my drum back in the toi box.

Yesterday, we _____ Dad do a handstand.


Yesterday, we _____ Dad do e handstand.

Dictation:


Read each phrase and draw a picture in the frame to illustrate it.




a rabbit in a hutch
e rabbit in e hutch




a big rainbow in the sky
e big rainbow in the sky




a black cat in red boots
e black cat in red boots



a bat in a tree
e bat in e tree



the moon and some stars
the moon and some stars



three snails in the rain
three snails in the rain

There are four main ways to write the /ie/ sound.

Read the words and then write them in the correct /ie/ spelling.

light

liet

pie

pie

prize



priez

night

niet

reply

repy



my

my

right

riet

kite

kiet

time

tiem

lie

lie


tie

tie

sky

sky





Write over the dotted letters and add the missing letters.

could
c _ _ ld
c _ u _ d



should
sho _ _ d
sh _ _ _ d



would
wo _ l _
w _ u _ d

Finish these sentences by adding 'could', 'should' or 'would'.

_____ you like some more tea?



you liek sume more tea?

I _____ put the tent up now, if you like.

Ie pöt the tent up nou, if you liek.

We _____ clean out the hamster's cage.

We clean out the hamster's caje.

Dictation:

There are three main ways to write the /oa/ sound.

toast

coach

coast

tadpole

those

t~~o~~ast

c~~o~~ach

c~~o~~ast

tadp~~o~~le

th~~o~~se

home

joke

elbow

snow

window

h~~o~~me

j~~o~~ke

elb~~o~~w

s~~n~~ow

wind~~o~~w

Read the words and then write them in the correct /oa/ spelling.

chose

ch~~o~~se

ch~~o~~se

r~~o~~se

r~~o~~se

s~~l~~ow

s~~l~~ow

o~~a~~k

o~~a~~k

goat

g~~o~~at

sh~~o~~w

sh~~o~~w

boat



b~~o~~at

n~~o~~se

n~~o~~se

th~~o~~w

th~~o~~w



Finish these sentences by adding 'right', 'two', 'four' or 'goes'.

He got all the sums _____.

He got all the sums _____.

She _____ swimming after school.

She _____ swimming after school.

$2+2=?$

Two plus two is _____.

Two plus two is _____.


The _____ boys are twins.

The _____ bois are twins.



Dictation:

Read the sentences and fill in the gaps. Colour the pictures to match each sentence.



The tall oak _____ is green.

The tall oak _____ is green.

My _____ has red and green stripes.

My _____ has red and green stripes.





My blue _____ has a big collar.

My blue _____ has a big collar.

The little green _____ jumped
into the pond.

The little green _____ jumped
into the pond.



The _____ shines in the night.

The _____ shines in the night.

There are three main ways to write the /ue/ sound.

bluebell rescue true ruler use

bluebell resue true ruler ues

excuse news chew threw stew

excues nues chow throw stue

Read the words and then write them in the correct /ue/ spelling.

cube skew
cueb skue
cue
cue

cute
cuet

pew
pue

statue
statue


rescue
resue

blew
blow

muted
muet

new ewe

There are three different sound patterns on this page. Some words have the /ue/ sound, as in cue, and some have the /oo/ sound, as in true. The third sound pattern is found in those words that are pronounced with a /ue/ sound in British English and an /oo/ sound in American English, as in new.



Write over the dotted letters and add the missing letters.

does

d _ _ s

do _ _

made

m _ d _

m _ _ _

their

th _ _ _

t _ _ _ r

Finish these sentences by adding 'does', 'made' or 'their'.

We _____ some cakes yesterday.

We _____ some cakes yesterday.

They played with _____ dog.



They played with _____ dog.

When _____ the match start?



When _____ the match start?

Dictation:

At the zoo: answer the questions by looking at the zoo picture underneath.

1. Which animal has a trunk? _____

1. Which animal has a trunk?

2. Who has black and white stripes? _____

2. Who has black and white stripes?

3. What sort of animal is an ostrich? _____

3. What sort of animal is an ostrich?

Make as many words as you can from the letters in the word:

elephants

sheep



There are two main ways to write the /ou/ sound.

flour about count house found

flour about count house found

flower shower brown vowel clown

flour shower brown vowel clown

Read the words and then write them in the correct /ou/ spelling.

mouse

mouse

town

toun

sound


sound

crown

croun

mouth

mouth



cloud

cloud

cow

cou


owl

oul



once
wuns

upon
epon



always
always

Write over the dotted letters and add the missing letters.

once

upon

always

__n__

__on__

__way__

__e__

__p__

__l__s

Fill in the gaps by adding 'once', 'upon', or 'always' and then finish the story.

_____ a time, there was a little house in a big wood.





_____ e tiem, theer wos e littel house in e big wøød.

The wood was _____ dark...

The wøød wos _____ dark...



Four horizontal lines for writing the story.



Handwriting practice lines consisting of ten horizontal lines with a central blue line and outer red lines.

At the park: choose the right word to finish the sentences.



1. The dog is carrying a _____ . stick / stuck

1. The dog is carrying a _____ . stick / stuck

2. There is a cat in the _____ . shed / tree

2. There is a cat in the _____ . shed / tree

3. The ducks _____ on the pond. quack / quit

3. The ducks _____ on the pond. quack / quit

There are two main ways to write the /oi/ sound.


royal annoy toys boy enjoy joy

roiel annoi tois boi enjoi joi

spoil oil join coin point boil

spoil oil join coin point boil

Read the words and then write them in the correct /oi/ spelling.



point



point
point

spoil
spoil


coil
coil

enjoy
enjoi

joy
joi









boy
boi



oil
oil

toy
toi





Write over the dotted letters and add the missing letters.

also

__ s __

__ o

of

o

__

eight

__ t

i h

Finish these sentences by adding 'also', 'of' or 'eight'.

There are lots _____ sheep on the farm.

There are lots _____ sheep on the farm.

I counted _____ chickens in the yard.



I counted _____ chickens in the yard.

There are _____ cows on the farm.

There are _____ cows on the farm.

Dictation:

Three sets of horizontal lines for dictation practice.



A series of horizontal lines for writing, consisting of a top line, a middle line, and a bottom line, repeated down the page.

Moat Farm: read the words below and then use them to complete the story.

lives Farm Green hill
lives Neb Ben Farm sheep Green sheepdogs hill truck
Neb Ben sheep sheepdogs truck

1. This is Moat _____.

1. This is Moat _____.

2. Farmer Green _____ on Moat Farm.

2. Farmer Green _____ on Moat Farm.

3. Ben and Neb are _____.

3. Ben and Neb are _____.

4. _____ and _____ help on the farm.

4. _____ and _____ help on the farm.

5. This morning, Ben and Neb run up the _____ ...

5. This morning, Ben and Neb run up the _____ ...

6. ... and help round up the _____.


6. ... and help round up the _____.

7. Farmer _____ checks that the sheep are well.

7. Farmer _____ checks that the sheep are well.

8. Neb and Ben rest in the back of the _____.

8. Neb and Ben rest in the back of the _____.



There are three main ways to write the /er/ sound.

helicopter sister number cooker thirst

helicopter sister number cooker therst

third bird Saturday purple Thursday

therd berd Saterday perple Thersday

Read the words and then write them in the correct /er/ spelling.

dinner

dinner

purse

perse


shirt

shert

sister

sister

e r



i

i



n



letter

letter

bird

berd

turn

tern

girl


gerl


hurt

hert



w





Write over the dotted letters and add the missing letters.

love

l _ v _

l _ _ _

cover

c _ v _ _

_ _ v _ r

after

_ f _ e r

_ _ _ _ _

Finish these sentences by adding 'love', 'cover' or 'after'.

I _____ to go swimming.



Ie _____ to go swimming.

_____ that, we can have some chips.


_____ that, we can have sune chips.

The _____ of the book was torn.

The _____ ov the bōok was torn.

Dictation:

Read the clues and write the answers in the crossword grid.



1. This will help you to find your way.

1. This will help you to find your way.

2. This small insect lives in a nest underground.

2. This small insect lives in a nest underground.

3. If you go camping, you may sleep in this.

3. If you go camping, you may sleep in this.

4. This animal hisses.


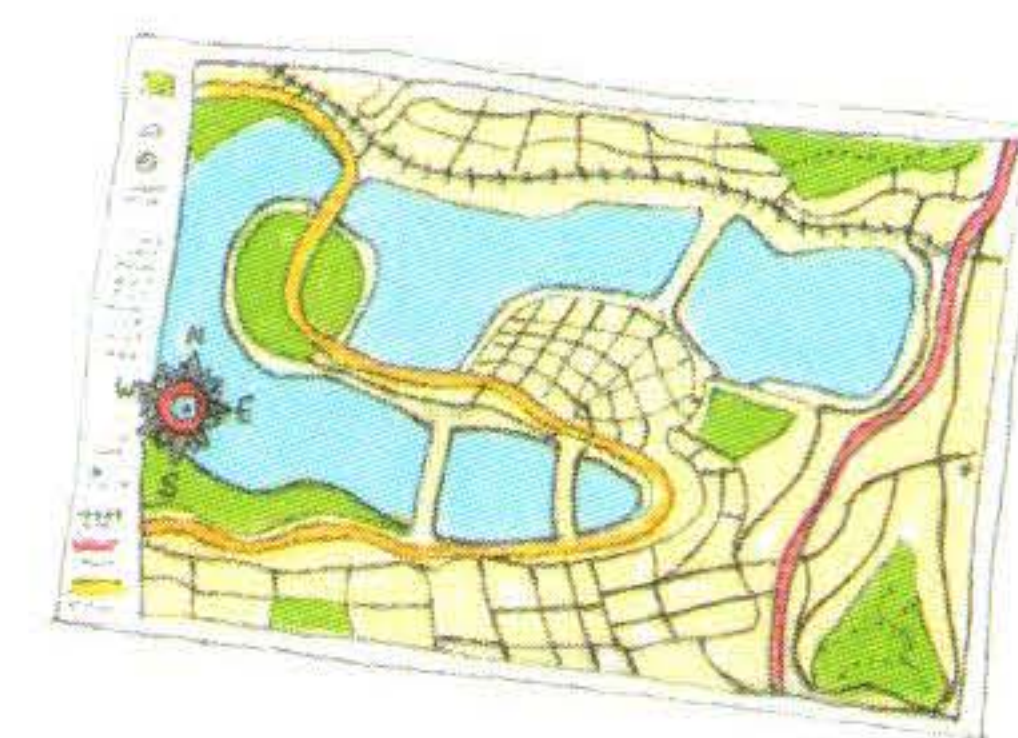

4. This animal hisses.

5. At night it is _____.

5. At night it is _____.

6. A chick hatches from this.


6. A chick hatches from this.



Write inside each lower-case letter and write the capital letter next to it.

A	a		b		c		d		e
	f		g		h		i		
	j		k		l		m		
	n		o		p		q		r
									s
			t		u		v		w
					x		y		z

Read each sentence and then colour the picture to match.



The boy has a blue drum.

The boi has e bløe drum.

There are six red fish.

Theer are six red fish.

The /air/ sound can be written <air>, <ear>, or <are>.


fairy stairs chair pair bear wear


feere steers cheer peer beer weer

tear pear scarecrow hare square dare

teer peer sceercrow heer squeer deer

Read the words inside the salmon and join them to right bear. Colour the pictures.





Write over the dotted letters and add the missing letters.

every mother father
 _ v _ _ y m _ th _ _ f _ th _ _
 ev _ _ _ m _ _ _ _ f _ _ _ _

Finish these sentences by adding 'every', 'mother' or 'father'.

My _____ and _____ are my parents.

My _____ and _____ are my peεrents.

I go dancing _____ week.

Iε go dansing _____ week.



Dictation:


Read the story and answer the questions below.

Once upon a time, there was a King called Alfred. His wife was Queen Matilda. They lived in a castle, with a cat called Fluffy.

One night, King Alfred made himself some cheese sandwiches to eat. He left some crumbs on the floor. The mouse saw the crumbs from her mouse hole. She could have a midnight feast, if she was quick and quiet. She crept out, and had just reached the crumbs, when Fluffy looked into the room. The mouse ran. Fluffy ran for the mouse as quickly as he could, but the mouse reached her hole hungry, but safe!

Wuns epon e tiem, theer wos e King called Alfred. His wief wos Queen Mætildæ. Thay lived in e castle, with e cat called Fluffe.

Wun niet, King Alfred made himself sume cheese sandwichis to eat. He left sume crumbs on the floor. The mouse saw the crumbs from her mouse hole. She cøuld have e midniet feast, if she wos quick and quiet. She crept out, and had just reached the crumbs, when Fluffe løoked into the room. The mouse ran. Fluffe ran for the mouse as quickle as he cøuld, but the mouse reached her høle hungre, but safe!



1. What sort of animal is Fluffy?

1. Whot sort ov animel is Fluffe?

2. What did King Alfred make to eat?

2. Whot did King Alfred make to eat?

3. Who saw the crumbs on the floor?

3. Wha saw the crumbs on the floor?

4. Did the cat catch the mouse?


4. Did the cat catch the mouse?

Complete the sentences writing about a recent birthday, or a holiday celebration.
Illustrate what you write in the frames.




We had a party for...


We had a party for... _____



We ate some...

We ate some... _____






Jolly Phonics Extra teaches the skills needed for reading and writing.

With *Jolly Phonics Extra Pupil Book 3*, children can build upon the reading and writing skills they learnt in *Pupil Books 1 and 2*. In *this book*, the children learn how to use their knowledge of the alternative letter-sound spellings for writing, as well as for reading. The remaining tricky words are introduced, and writing exercises encourage the children to write freely. This book also uses the 'extra' symbols, which provide an alternative, phonically regular way of accessing some of the sounds.

Also available: *Jolly Phonics Extra Letter Sound Book*, *Jolly Phonics Extra Cards* (flash cards), *Jolly Phonics Extra Readers* and much more.



Aa Bb Cc Dd Ee
Ff Gg Hh Ii Jj Kk Ll Mm
Nn Oo Pp Qq Rr Ss
Tt Uu Vv Ww Xx Yy Zz



s a t i p n
c k e h r m d
g o u l f b
ai j oa ie ee or
z w ng v oo oo
y x ch sh th th
qu ou oi ue er ar

© Christopher Jolly 2012 (text) © Lib Stephen 2012 (illustrations)
Printed in Malaysia. All rights reserved.



Jolly Learning Ltd

www.jollylearning.com info@jollylearning.co.uk

Tailours House, High Road, Chigwell, Essex, IG7 6DL, UK Tel: +44 (0)20 8501 0405 Fax: +44 (0)20 8500 1696
82 Winter Sport Lane, Williston, VT 05495, USA Tel: 1-800-488-2665 Fax: (802) 864-7626

ISBN 978-1-84414-190-6



9 781844 141906

Reference: JL90X

