

2<sup>nd</sup> Edition

**Starter**

**Everybody**

**UP**

**Workbook**

**Lynne Robertson**


**Patrick Jackson**

**Susan Banman Sileci**

**OXFORD**  
UNIVERSITY PRESS

# Welcome

## A Connect and say.




**B** ✓ or X.

1. sing



2. talk



3. stand



4. sit



# 1

# Art Class

## Lesson | School Supplies



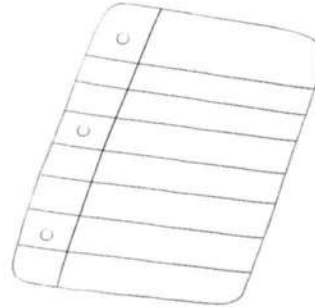
### A Match.

1. glue

2. scissors

3. paper

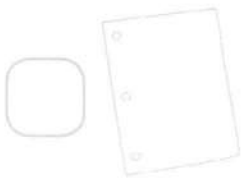


4. paint



## B Match.


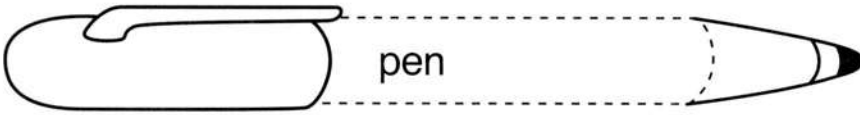
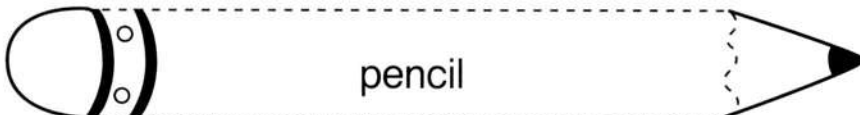



## C ✓ or X.











# Lesson 2 School Supplies

## A Trace.

1.  crayon
2.  pen
3.  pencil
4.  marker

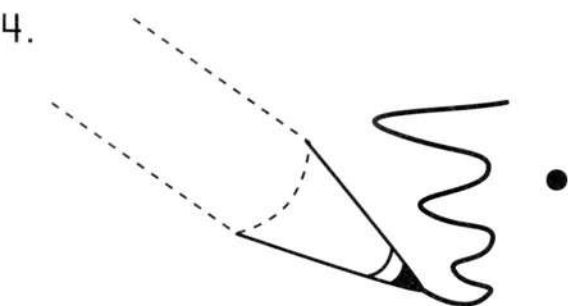
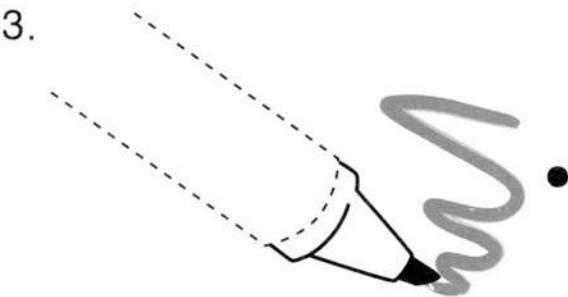
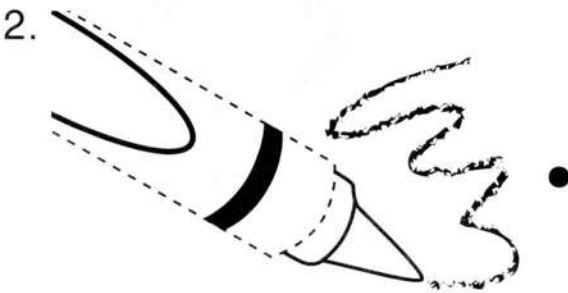
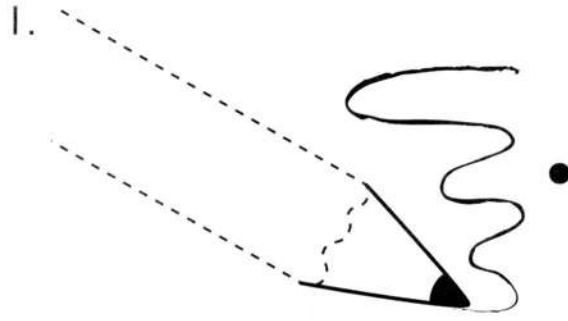
## B Match.

1.  I have a pen. 
2.  I have a marker. 
3.  I have a pencil. 
4.  I have a crayon. 

# C Trace and match.



What do you have?



I have a pen.



I have a marker.



I have a pencil.



I have a crayon.



**A Find.**

What's your name?



I'm Danny.



What's your name?



I'm Emma.



What's your name?



I'm Julie.




What's your name?





I'm Mike.



**B Circle.**


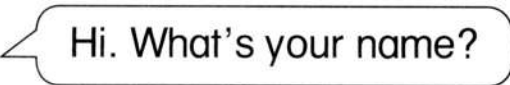
1. 


2. 


3. 

4. 

**C Draw and write.**





# Lesson 4 Phonics

## A Connect.

1. A ●      b      B      b      A      a


2. B ●      a      D      a      B      b

3. C ●      d      A      d      D      c


4. D ●      C      c      C      c      d

## B Match and say.


1. A ●      ●      ●      ●      c



2. B ●      ●      ●      ●      a




3. C ●      ●      ●      ●      b




Dashed lines connect A to the baby, B to the apple, and C to the cat.

## C Circle and say.


1. A a




2. B b



3. C c



4. D d



## D Trace.

1. A a A a

2.

B b B b

3. C c C c





4.

D d D d

# 2 Let's Play





## Lesson 1 Toys

### A Circle.

1. ball 
2. doll 
3. balloon 
4. yo-yo 



### B Trace.

1.  I have a ball.
2.  I have a yo-yo.
3.  I have a balloon.
4.  I have a doll.

### C Match and say.



It's a balloon.



● balloon



● yo-yo



● doll



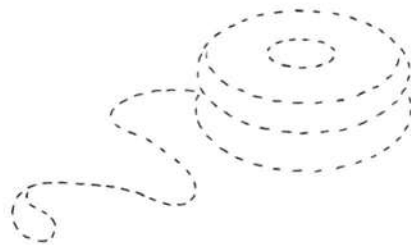
● ball

### D Trace.

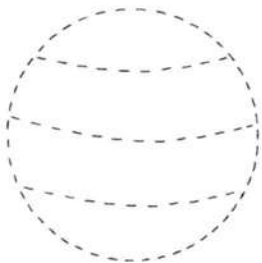
1. It's a balloon.



2. It's a yo-yo.



3. It's a ball.



4. It's a doll.

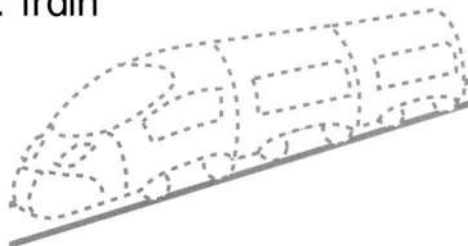


## A Trace.

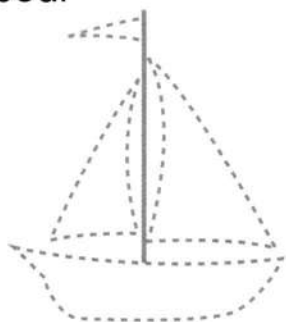
1. car



2. train



3. boat



4. jet



## B Circle.


1. It's a car.




2. It's a jet.



3. It's a boat.



4. It's a train.



# C Match and say.



What is it?


1.



It's a jet.



2.



It's a train.




3.



It's a car.



4.



It's a boat.



**A Match.**

1.



2.






3.









4.






## B Circle.

1.  Hi!  Hi!  Bye!


2.  Hello!  Bye!  Hello!

3.  Bye!  Bye!  Hi!

4.  Good-bye!  Hello!  Good-bye!

## C Match.

1. boys and girls



2. girls



3. boys



**A** Circle and say.

1. Ee



2. Ff

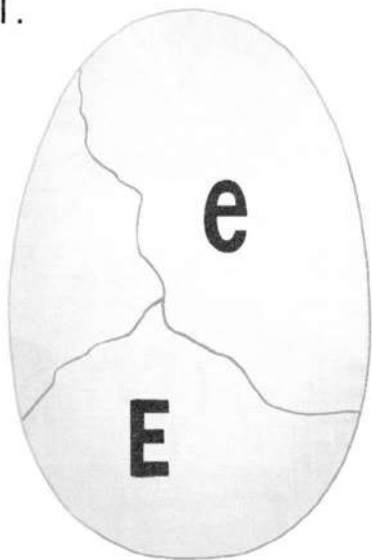


3. Gg



**B** ✓ or X.

1.



egg

E

e

2.



friend

F

f

3.



girl

G

g

### C Match and say.

1. E ●

● g ●



● girl

2. F ●

● f ●



● friend

3. G ●

● e ●



● egg

### D Trace.

1. E e E e

2. F f F f


3. G g G g

# ✓ Check Up 1


Units 1 and 2

## A Match.

1.



2.



3.



4.



5.



6.



I have a car.



I have a balloon.



I have a marker.



I have a jet.



I have paper.



I have a pen.




# B Trace.

1. balloon




2. car



3. doll



4. marker



5. crayon



6. jet



7. scissors



8. glue



9. boat




10. paper



11. yo-yo



12. train




# 3 Many Colors


## Lesson | Colors

### A Color and say.


1. blue




2. green




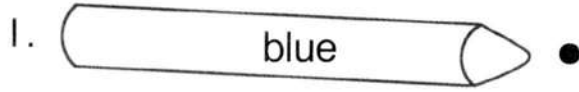
3. yellow



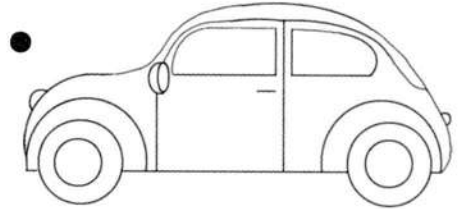
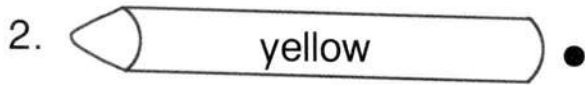
4. red



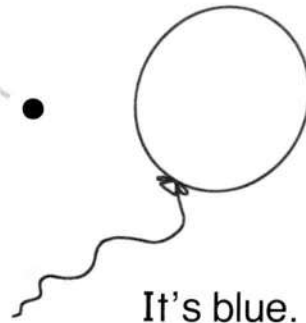
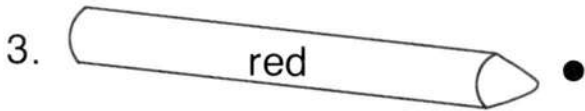
**B Match and color.**



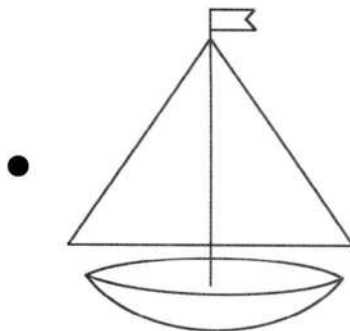
It's red.



It's green.



It's blue.



It's yellow.

# Lesson 2 Colors

## A Color and say.



## B Match and color.



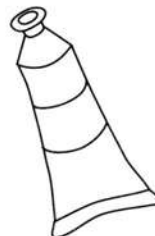
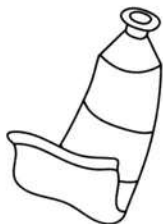


What color is it?

1. It's brown.

2. It's purple.

3. It's orange.

4. It's pink.



# C Find and color.








What color is it?

1. It's orange.

2. It's pink.

3. It's purple.

4. It's brown.



# Lesson 3 Story

## A Find.

Hi. How are you?

1.



I'm fine. Thank you.



Here you are.

2.



I'm OK.



Hi. How are you?

3.




Thank you.




## B Match and say.

1.



2.



## C Circle and say.

1.

Hi. How are you?



I'm fine. Thank you.



Thank you.



2.

Here you are.



I'm OK.



Thank you!



3.

Hello. How are you?



I'm OK.



Thank you.



# Lesson 4 Phonics

## A Color.

H = green


I = yellow

J = orange

h = blue

i = red

j = purple



## B Match and say.

1. H ●



h ●

2. I ●



i ●

3. J ●



j ●

### C Match and say.



What is it? What color is it?

1. Hh



It's jam.  
It's purple.

2. Ii



It's an insect.  
It's red.

3. Jj



It's a hat.  
It's brown.

### D Trace.

1. Hh Hh


2. Ii Ii

3. Jj Jj

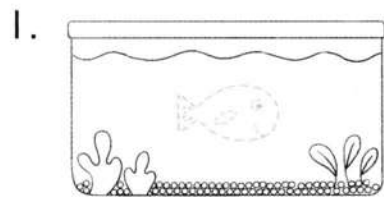
# 4 Counting

## Lesson | Numbers

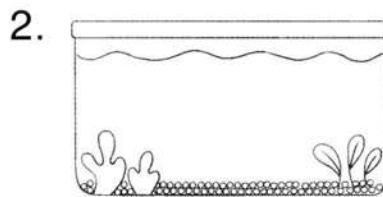
### A Count.



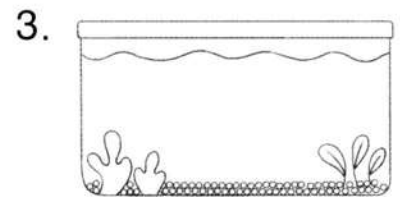
### B Draw.



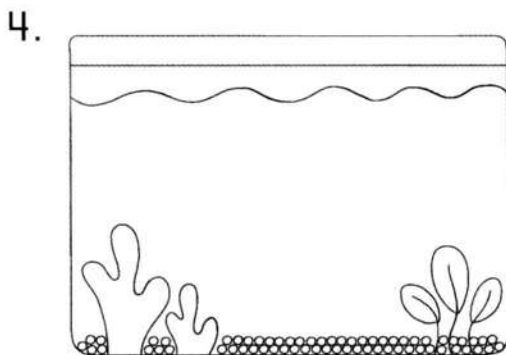
1



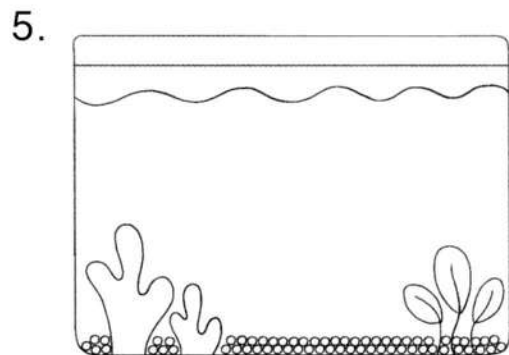
2



3



4



5

# C Count.



1. 3

2. \_\_\_\_\_

3. \_\_\_\_\_

4. \_\_\_\_\_

5. \_\_\_\_\_



# D Count and circle.



1 2 3 4 5



1 2 3 4 5



1 2 3 4 5








1 2 3 4 5



1 2 3 4 5


# Lesson 2 Numbers

## A Match.

1.  2.  3.  4.  5. 



● ● ● ● ●



● ● ● ● ●







A dashed line connects the number 6 to the group of 6 markers.



## B Count and circle.

1.  

2.  

3.  

4.  

5.  

# C Count.



How many?

1. 9



2. \_\_\_\_\_



3. \_\_\_\_\_



4. \_\_\_\_\_




5. \_\_\_\_\_




# D ✓ or X.

1. 5



X

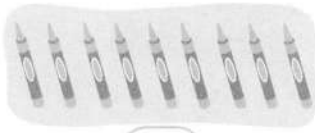


X



✓



2. 7







3. 9





**A** Connect.

1. I'm 6.  

2. I'm 5.  




3. I'm 8.  




4. I'm 7.  

*Note: A dashed line connects the boy in item 1 to the cake in item 2.*

**B** ✓ or X.

 How old are you?

1. I'm 5.   

2. I'm 8.   

**C** Count. Then write.

1.  5

2.  \_\_\_\_\_

3.  \_\_\_\_\_

4.  \_\_\_\_\_

5.  \_\_\_\_\_

6.  \_\_\_\_\_

**D** Draw and write.



How old are you?

I'm \_\_\_\_\_



# Lesson 4 Phonics

## A Circle and say.

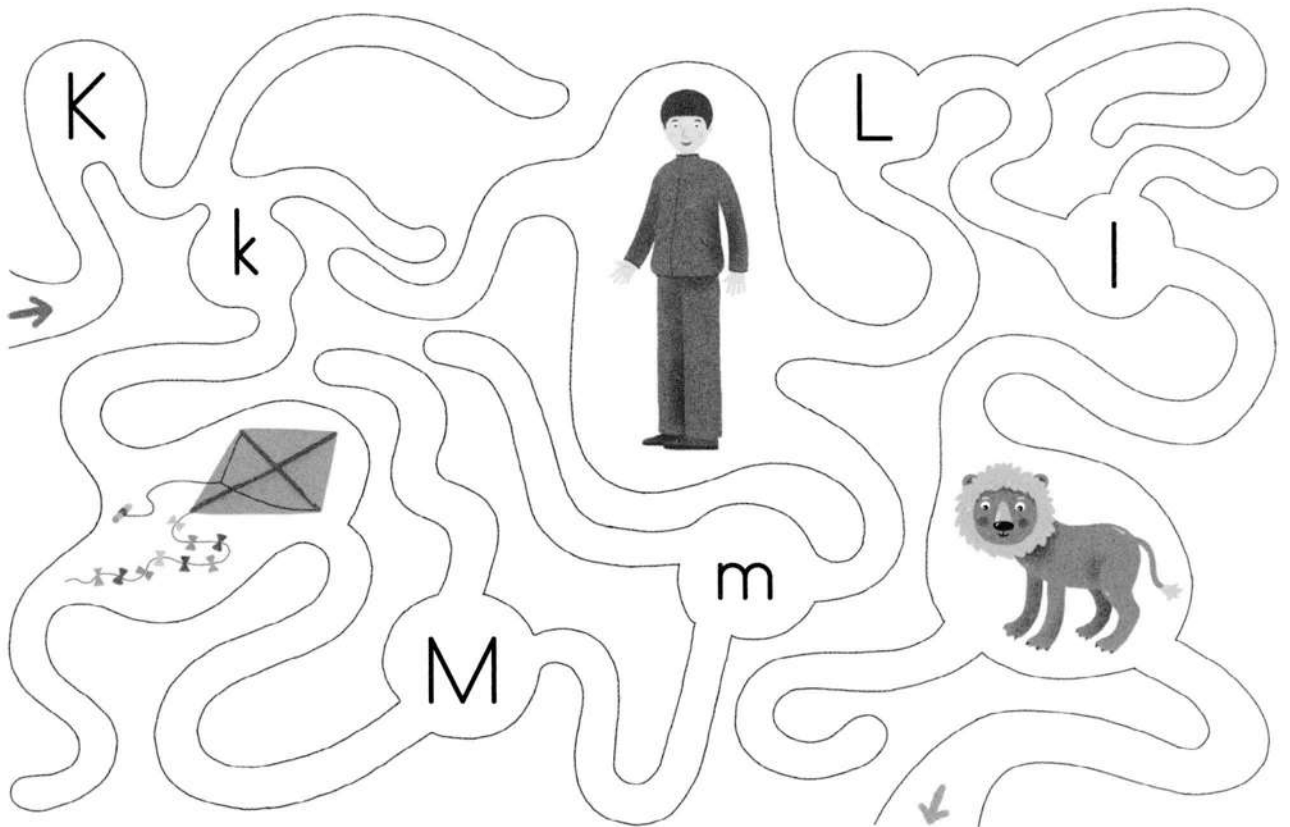
K k = red

L l = blue


M m = green


a	A	K	L	M	M
k	b	l	m	c	l
K	L	C	M	D	K
K	k	L	f	M	m
K	L	M	d	l	k


## B Find.



**C Match and say.**

1. k ●  ● man

2. | ●  ● lion

3. m ●  ● kite

**D Trace.**

1. K k K k

2. L l L l

3. M m M m

# ✓ Check Up 2

## Units 3 and 4

### A Color and say.




What color is it?

1.



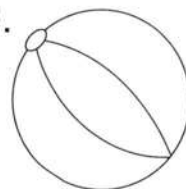
It's brown.

2.




It's green.

3.




It's orange.

4.



It's blue.

5.



It's yellow.

6.



It's red.

### B Count. Then write.



How many?


1. \_\_\_\_\_




2. \_\_\_\_\_



3. \_\_\_\_\_



4. \_\_\_\_\_









5. \_\_\_\_\_






6. \_\_\_\_\_




### C Match.

1.		How old are you?	•	I'm fine. Thank you.	•	
2.		Hi. How are you?	•	Thank you.	•	
3.		Here you are.	•	I'm six.	•	

### D Find and color.

1.		2.		3.	
	1 red		4 blue		7 green



# 5 Animals


## Lesson 1 Pets

### A Match.




bird

birds



rabbit

rabbits





cat

cats




dog

dogs



### B ✓ or X.



rabbit

rabbits




cat

cats



dog

dogs



bird

birds

# C Count. Then write.



Let's count.

1. \_\_\_\_\_



2. \_\_\_\_\_



3. \_\_\_\_\_



4. \_\_\_\_\_




# D Count and circle.

1.



3 birds  
4 birds

2.



5 cats  
6 cats

3.



1 dog  
2 dogs

4.



7 rabbits  
8 rabbits

# Lesson 2 Farm Animals

## A Count. Then write.



How many?

horse




goat



cow



duck



## B Circle.


1. 9 goats



2. 6 cows



3. 7 horses



4. 8 ducks




# C Match and say.



How many?

1. horses ●



●  ducks

2. ducks ●



●  goats

3. goats ●



●  horses

4. COWS ●



●  COWS

# Lesson 3 Story

## A ✓ or X.



## B Number.

1. Please help me.

2. Sure.

3. Thank you.



**A Circle.**

E	F	N	O	P	G	H	A	B
l	m	c	d	a	n	o	p	k
N	O	P	J	K	L	C	D	E
i	j	n	m	n	o	p	a	b
A	B	C	O	C	D	N	O	P
d	e	n	o	p	g	n	c	d
A	N	O	P	J	K	C	G	P
o	p	f	g	n	o	p	b	c

**B Match.**

1. n ● ● pencil



2. o ● ● nose



3. p ● ● orange




# C Count.

1. N 2    2. O         3. P     



4. n         5. o         6. p         7.         8.         9.     



# D Trace.

1. N n    N n



2. O o    O o



3. P p    P p



# 6 Lunch



## Lesson 1 Food

### A Match.

1.  I like bread. 

2.  I like candy. 

3.  I like milk. 

4.  I like water. 

### B ✓ or X.




1. water      




2. milk      




3. bread      



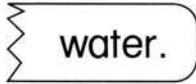
4. candy      

### C Match and say.

1.  I like...  ..... 

2.  I like...  

3.  I like...  

4.  I like...  

### D What about you? Circle 😊 or ☹️.

1. I like water.  😊 ☹️

2. I like candy.  😊 ☹️

3. I like milk.  😊 ☹️

4. I like bread.  😊 ☹️


# Lesson 2 Food

## A Number and say.

1. beans



4



2. rice



3. fish



4. chicken



## B ✓ or X.

Do you like fish?

1.



Yes, I do.

No, I don't.

Do you like rice?

2.



Yes, I do.

No, I don't.

Do you like chicken?

3.



Yes, I do.

No, I don't.

Do you like beans?

4.



Yes, I do.

No, I don't.

**C Match.**

1.



Do you like fish?



No, I don't.



2.



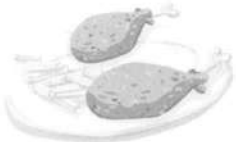
Do you like chicken?



No, I don't.



3.



Do you like beans?



Yes, I do.



4.




Do you like rice?




Yes, I do.



**A Match.**


1.  Do you like water?


 It's a sandwich.

2.  What is it?

 Thank you!

3.  Here you are.





 No, I don't.

4.  Do you like milk?





 Yes, I do.

## B Number.





1.

 <p>4</p>	 <p>2</p>	 <p>1</p>	 <p>3</p>
--	--	---	--





2.

 <p></p>	 <p></p>	 <p></p>	 <p></p>
--	--	---	--

3.

 <p></p>	 <p></p>	 <p></p>	 <p></p>
---	---	--	---

4.

 <p></p>	 <p></p>	 <p></p>	 <p></p>
---	---	--	---

## A Connect.

1. Q r R r Q q
2. R q S q R s
3. S s Q s S r

## B ✓ or X.

1.



q



r



2.




s



r



3.



s



q




**C Match and say.**

1. Qq

2. Rr

3. Ss



ring

sun

queen

**D Trace.**

1. Q q Q q

2. R r R r

3. S s S s

# ✓ Check Up 3

Units 5 and 6

## A Count.



How many?



1. rabbits 3      2. cats \_\_\_\_\_      3. dogs \_\_\_\_\_      4. birds \_\_\_\_\_  
5. horses \_\_\_\_\_      6. cows \_\_\_\_\_      7. ducks \_\_\_\_\_      8. goats \_\_\_\_\_

## B Circle.

1.  I like milk.



2.  I like beans.







3.  I like candy.



4.  I like bread.



# C Match.



# 7 Things to Do

## Lesson 1 Abilities


### A Match and say.





### B ✓ or X.

1.		run		<input checked="" type="checkbox"/>		<input type="checkbox"/>
2.		skip		<input type="checkbox"/>		<input type="checkbox"/>
3.		jump		<input type="checkbox"/>		<input type="checkbox"/>
4.		walk		<input type="checkbox"/>		<input type="checkbox"/>

## C Find and number.



## D What about you? ✓ or ✗.



# Lesson 2 Abilities

## A Find and number.

1. swim



2. dance



3. wink



4. sing



## B Circle.

1. Can you dance?



Yes, I can.

No, I can't.

2. Can you swim?



Yes, I can.

No, I can't.

3. Can you sing?



Yes, I can.

No, I can't.

4. Can you wink?



Yes, I can.

No, I can't.

### C Match and say.



Can you wink?

1. wink



Yes, I can.



No, I can't.



2. sing



3. dance



4. swim



### D What about you? ✓ or X.

1. sing



Yes, I can.

No, I can't.

2. wink



Yes, I can.

No, I can't.

3. swim



Yes, I can.

No, I can't.

4. dance




Yes, I can.

No, I can't.

# Lesson 3 Story

## A Match and say.



Can you swim?

Can you wink?

Can you sing?

Can you dance?



Yes, I can.

No, I can't.

No, I can't.

OK! Let's dance.



# B Match.



Let's play!

1.



2.



3.



4.



OK! Let's run.



OK! Let's jump.



OK! Let's sing.



OK! Let's dance.



# Lesson 4 Phonics

## A Find and circle.

1. T	a	K	B	<b>T</b>	b	Q	e	H
2. t	r	C	t	s	M	d	R	g
3. U	C	E	N	f	l	U	g	b
4. u	L	H	D	u	I	j	J	S
5. V	E	k	O	l	K	m	V	o
6. v	n	A	o	v	G	p	e	q
7. tuv	e	c	t	u	v	e	r	I
8. TUV	m	T	U	V	b	i	l	a

## B Circle.



teacher

t	u	v
---	---	---



umbrella

t	u	v
---	---	---



violin

t	u	v
---	---	---

# C Find.

1. T

2. t

3. U

4. u


5. V

6. v


7. teacher 

8. umbrella 

9. violin 



# D Trace.

1. 

2. 

3. 

# 8 My Body

## Lesson 1 My Face

### A Find and number.

1. eyes




2. ears




3. nose




4. mouth



## B Circle.

1.  I can touch my ears.




2.  I can touch my nose.



3.  I can touch my eyes.



4.  I can touch my mouth.



## C Trace.

How about you?

I can touch my \_\_\_\_\_.

1. eyes

2. ears

3. nose


4. mouth



# Lesson 2 My Body

## A Match.

1. shake my legs



clap my hands

2. clap my hands



shake my legs

3. swing my arms



stomp my feet

4. stomp my feet



swing my arms

## B Number.

1. clap my hands




2. stomp my feet








3. shake my legs













4. swing my arms








### C Match and say.


1.     • 


2.     • 


3.     • 

4.     • 

### D What about you? ✓ or X.

1.  clap my hands

2.  stomp my feet

3.  swing my arms

4.  shake my legs

**A Find and number.**



1. Ouch! My feet.

2. Ouch! My hand.

3. Ouch! My arm.

4. That's OK.




## B Number.

1.

Oops! I'm sorry.

2.

That's OK.



# Lesson 4 Phonics

## A Find and circle.

1. W	m	r	w	e	W	w
2. X	x	d	x	l	h	X
3. Y	q	u	Y	p	y	y
4. Z	e	z	z	v	Z	n

## B Find and circle.

1. W w



2. X x



3. Y y



4. Z z



# C Match and say.

1. w ● ● ● woman

2. x ● ● ● fox

3. y ● ● ● yo-yo

4. z ● ● ● zebra

# D Trace.

1. W w W w X x X x

2. X x X x

3. Y y Y y Z z Z z

4. Z z Z z




**B Find and circle.**

What can you do?

I can clap my hands.

I can touch my ears.



# Alphabet Writing Practice

A A

a a

B B

b b

C C

c c

D D

d d

E E

e e

F F

f f

G G

g g

H H

h h

I I

i i

J J

j j

K K

k k

# Alphabet Writing Practice

L L

I I

M M

m m

N N

n n

O O

o o

P P

p p

Q Q

q q

R R

r r

S S

s s

T T

t t

U U

u u

V V

v v

# Alphabet Writing Practice

W W

w w

X X

x x

Y Y

y y

Z Z

z z

**OXFORD**  
UNIVERSITY PRESS

198 Madison Avenue  
New York, NY 10016 USA

Great Clarendon Street, Oxford, OX2 6DP, United Kingdom

Oxford University Press is a department of the University of Oxford.  
It furthers the University's objective of excellence in research, scholarship,  
and education by publishing worldwide. Oxford is a registered trade  
mark of Oxford University Press in the UK and in certain other countries

© Oxford University Press 2016

The moral rights of the author have been asserted

First published in 2016

2020 2019 2018 2017 2016

10 9 8 7 6 5 4 3 2 1

**No unauthorized photocopying**

All rights reserved. No part of this publication may be reproduced, stored  
in a retrieval system, or transmitted, in any form or by any means, without  
the prior permission in writing of Oxford University Press, or as expressly  
permitted by law, by licence or under terms agreed with the appropriate  
reprographics rights organization. Enquiries concerning reproduction outside  
the scope of the above should be sent to the ELT Rights Department, Oxford  
University Press, at the address above

You must not circulate this work in any other form and you must impose  
this same condition on any acquirer

Links to third party websites are provided by Oxford in good faith and for  
information only. Oxford disclaims any responsibility for the materials  
contained in any third party website referenced in this work

ISBN: 978-0-19-410609-2

Printed in China

This book is printed on paper from certified and well-managed sources

**ACKNOWLEDGMENTS**

*Cover Design:* Yin Ling Wong

*Cover Illustration:* Fernando Volken Togni

*Illustrations by:* Valentina Belloni: 3, 14, 15, 28, 29, 38, 39, 44, 45, 56, 57, 70, 71;  
Mattia Cerato: 10, 11, 24, 25, 32, 33, 42, 43, 52, 53, 68, 69; Lalena Fisher: 8 (r),  
9 (t); Daniel Griffo: 2, 8 (l); Jannie Ho: 6, 7, 20, 21, 40, 41, 60, 61; Aga Kowalska:  
9 (c), 12, 13, 22, 23, 36, 37, 46, 47, 54, 55, 58, 59, 64, 65, 72, 73; Julissa Mora: 4,  
5, 18, 19, 30, 31, 48, 49, 66, 67, 74, 75; Gabriele Tafuni: 16, 17, 26, 27, 34, 35,  
50, 51, 62, 63.

*Back Cover Photo:* Vibrant Image Studio/Shutterstock