

2nd Edition

Starter

Everybody

UP

Student Book



Lynne Robertson
Patrick Jackson
Susan Banman Sileci



OXFORD
UNIVERSITY PRESS

OXFORD
UNIVERSITY PRESS

198 Madison Avenue
New York, NY 10016 USA

Great Clarendon Street, Oxford, OX2 6DP, United Kingdom

Oxford University Press is a department of the University of Oxford. It furthers the University's objective of excellence in research, scholarship, and education by publishing worldwide. Oxford is a registered trade mark of Oxford University Press in the UK and in certain other countries

© Oxford University Press 2016

The moral rights of the author have been asserted

First published in 2016

2020 2019 2018 2017 2016

10 9 8 7 6 5 4 3 2 1

No unauthorized photocopying

All rights reserved. No part of this publication may be reproduced, stored in a retrieval system, or transmitted, in any form or by any means, without the prior permission in writing of Oxford University Press, or as expressly permitted by law, by licence or under terms agreed with the appropriate reprographics rights organization. Enquiries concerning reproduction outside the scope of the above should be sent to the ELT Rights Department, Oxford University Press, at the address above

You must not circulate this work in any other form and you must impose this same condition on any acquirer

Links to third party websites are provided by Oxford in good faith and for information only. Oxford disclaims any responsibility for the materials contained in any third party website referenced in this work

ISBN: 978-0-19-410588-0 Student Book

Printed in China

This book is printed on paper from certified and well-managed sources

ACKNOWLEDGMENTS

Oxford University Press would like to thank the thousands of teachers whose opinions helped to inform the first and second editions of this series, and in particular, the following reviewers:

Yavuz Alaybeyoglu, Dilek Ozer Primary School, Bursa, Turkey; **Yasna Karen Araya**, San Patricio School, Chile; **Ayoub Ait Ali**, Ministry of Education, Casablanca, Morocco; **Carol Barrera Catalán**, Hispano Chileno El Pilar, Chile; **Michael P. Bassett**, Osaka International School, Osaka, Japan; **Paul Richard Batt**, Elephant's Memory Learning Institute, Taichung; **Jawida Ben Afia**, Inspector General for Education, Tunis, Tunisia; **Lucas Bohaty**, Noda Gakuen Junior/Senior High School, Yamaguchi, Japan; **Clara Lee Brown**, University of Tennessee, Knoxville, USA; **Dana Buck**, Margaret Institute of Language (MIL), Chiba, Japan; **Tuba Ferzan Bütüner**, Best English Language Schools, Turkey; **Roberta Calderbank**, Educational Consultant, Riyadh, Saudi Arabia; **Angel Chang**, Li-Xing; **Shu Ping Chang**, Hao Wen, Keelung; **Phawantee Charoenwong**, Anubanratchaburi English Program School, Ratchaburi, Thailand; **Whoisuk Jackie Che**, Hankuk University of Foreign Studies, Seoul, Korea; **Yuwen Catherine Chen**, Eden Language Institute, Taichung; **Yu Chenchen**, Phoenix City International School, China; **Yelling Cheng**, Jimanda English School; **Young-ae Chung**, International Graduate School of English, Seoul, Korea; **Cláudia Colla de Amorim**, Escola Móvil, São Paulo, Brazil; **Marisol Corres**, Colegio Gabriela Mistral, Mexico; **Grace Costa de Oliveira**, Colégio Franciscano Nossa Senhora Aparecida, São Paulo, Brazil; **Jose Dias**, Achieve Languages, Brazil; **Simon Downes**, Kozy Bear School, Tokyo, Japan; **Fulya Doyuran**, Ada Şafak Koleji Sakarya, Turkey; **Liliana Drago Lauezzari**, Colegio Maria Montessori, Piura, Peru; **Eren Duz**, Naside Halil Gelendost Primary School, Turkey; **Elaine Elia**, Escola Caminho Aberto, São Paulo, Brazil; **Erika Estrada Yanez**, Liceo Domingo Santa Maria, Arica, Chile; **Mark Evans**, Wisdom Bank Language School, Kaohsiung; **Fanny Fang**, Maple Leaf International School-Dalian Elementary School, China; **Anabelle Flores**, Universidad Tec Milenio Campus Cumbres, Mexico; **Natalia Fursova**, Take It To the Top (ITT), Seoul, Korea; **Sean Gallagher**, Happy English Club, Inc., Nagoya, Japan; **Tania Garcia**, Montessori Santa Terezinha, São Paulo, Brazil; **Patricia Gazzzi**, Cristo Rei School, São Paulo, Brazil; **Yelena Grados Jauregui**, Los Rosales y Kinder Creativ, Peru; **Keith Grehan**, Mosaica Education, Abu Dhabi, United Arab Emirates; **Canan Gunel Duran**, Turkey; **Mariela Guzman**, Pehuen, Chile; **Anna Kyungmi Han**, EB (English Break) Language School, Paju, Korea; **Briony Hewitt**, IJA Vietnam, Ho Chi Minh City, Vietnam; **Kelly Hsu**, Kelly English School, Tainan; **Kyla KCW Huang**, Kang Ning English School, Hsinchu; **Lilian Itzcovitch Leventhal**, Colegio I.L. Peretz, São Paulo, Brazil; **Aaron Jolly**, Hanseo University, Seosan, Korea; **Susan Kao**, Wen-Hua Elementary School, Taipei; **Sean Pan-Seob Kim**, Kangseo Wonderland, Seoul, Korea; **Goekhan Koc**, Mudanya Ibai

Cilingiroglu Ortaokulu, Mudanya, Turkey; **Charlotte Lee**, Jordan's Language School Headquarters, Taipei; **Hsiang-pao Sarah Lin**, Lincoln International Language School, Tainan; **David Martin**, Busy Beavers English Resources, Vancouver, Canada; **Conrad Matsumoto**, Conrad's English House, Odawara, Japan; **Claudia Mauri**, Scuola Italiana Paritaria Arturo Dell'Oro, Chile; **Daniel McNeill**, Yokohama YMCA, Yokohama, Japan; **Paige Mitchell**, Toros Koliji, Turkey; **July Mostacero Ramirez**, Colegio Parroquial San Antonio de Huamanga, Ayacucho, Peru; **Monica Motomura**, Achieve Languages, Brazil; **Maria de Lourdes Moyeda Ibarra**, Universidad Tecmilenio Campus San Nicolás, Mexico; **Tyler Noell**, King George International College, Japan; **Jayanne Jieun Oh**, ALT English Academy, Seoul, Korea; **Ufuk Onadim**, Turkey; **Alexandra Ornston**, Connect English School, Gifu, Japan; **Kunjoo Park**, Wizville Language Institute, Seoul, Korea; **Sung Hee Park**, Yonsei University Graduate School of Education, Anyang, Korea; **Dennis Patterson**, Okinawa Amicus International, Japan; **Juliana Queiroz Pereira**, Colégio Marista Arquidiocesano and Colégio I. L. Peretz, São Paulo, Brazil; **Sandra Puccioni Katsuda**, Colégio Montessori Santa Terezinha, São Paulo, Brazil; **Saba'a Qhadi**, University of Qatar, Doha, Qatar; **Karyna Ribeiro**, Colégio Miguel de Cervantes, São Paulo, Brazil; **Charlie Richards**, The Learning Tree English School, Osaka, Japan; **Mark Riley**, Shane English School, Taipei; **Polly Windson Rufino**, Achieve Languages by Oxford, Brazil; **John Sanders**, Camelot English Study Centre, Tokyo, Japan; **Kaj Schwermer**, Eureka Learning Institute, Osaka, Japan; **Monika Soens Yang**, Taipei European School, Taipei; **Jiyeon Song**, Seoul, Korea; **Jason Stewart**, Taejeon International Language School, Daejeon, Korea; **David Stucker**, Myojo Elementary School, Beppu, Japan; **Levent Tezel**, English Art Dil Kursu, Bursa, Turkey; **Ana Tomazeli**, Achieve Languages Americana, Brazil; **Anabel Torres**, Universidad Autonoma de Baja California, Mexico; **Thabata Torres**, Achieve Languages, Braganca Paulista, Brazil; **Andrew Townshend**, Natural English School, Tokyo, Japan; **Thanaphong Udomsab**, Petchaburi Rajabhat University, Petchaburi, Thailand; **Emel Unal**, Sakarya Adabilim Koleji, Turkey; **Elsa Vargas**, International House Veracruz, S.C., Veracruz, Mexico; **Aliéte Mara Ventura**, Escola Carandá, São Paulo, Brazil; **Melody Weng**, Taipei Municipal Jiuzhuang Elementary School, Taipei; **Necati Yalcin**, Maltepe Askeri Lisesi, Turkey; **Ariel Yao**, Ren Da English School, Taipei; **Jee Young Yoo**, Yonsei ELP, Wonju, Korea; **Min Jamie Zhang**, E-Trend Education, Beijing, China.

Cover Design: Yin Ling Wong

Cover Illustration: Fernando Volken Togni

Illustrations by: Constanza Basaluzo: 6 (top), 7, 12 (top), 13, 27, 35, 42 (top), 43, 48 (top), 49; Nancy Carlson: 3 (bottom), 9 (bottom), 14 (top), 15, 20-21, 24 (top), 25, 30 (top), 31, 40 (top), 41, 53, 56 (bottom), 57, 60 (top), 61, 66 (top), 67; Lalena Fisher: 2, 3 (top), 4 (bottom), 6 (bottom), 8, 9 (top), 12 (bottom), 14 (bottom), 16, 22 (bottom), 24 (bottom), 26, 30 (bottom), 32 (bottom), 34, 40 (bottom), 42, 44, 48 (bottom), 50 (bottom), 52, 58 (bottom), 60 (bottom), 62, 66 (bottom), 68 (bottom), 70; Ivanke & Lola: 10 (bottom), 11 (top), 18 (bottom), 19 (top), 28 (bottom), 29 (top), 36 (bottom), 37 (top), 46 (bottom), 47 (top), 54 (bottom), 55 (top), 64 (bottom), 65 (top), 72 (bottom), 73 (top); Nathan Jarvis: 4 (top), 5, 17, 22 (top), 23, 32 (top), 33, 38-39, 45, 50 (top), 51, 63, 68 (top), 69, 74 (bottom), 75; John Kurtz: 11 (bottom, kid-drawn art), 19 (bottom, kid-drawn art), 29 (bottom, kid-drawn art), 37 (bottom, kid-drawn art), 47 (bottom, kid-drawn art), 55 (bottom, kid-drawn art), 65 (bottom, kid-drawn art), 73 (bottom, kid-drawn art); Julissa Mora: 76-83.

Commissioned photography by: Richard Hutchings/Digital Light Source. Cover photos and all photos of kids in lower right-hand corner of pages: 3, 5, 7, 9, 11, 13, 15, 17, 19, 23, 25, 27, 29, 31, 33, 35, 37, 41, 43, 45, 47, 49, 51, 53, 55, 57, 59, 61, 63, 65, 67, 69, 71, 73.

We would also like to thank the following for permission to reproduce the following photographs: Page 41: Shutterstock / WilleeCole (kittens). Back Cover: Vibrant Image Studio/Shutterstock.

Music by:

Julie Gold: 10, 18, 28, 36, 46, 54, 64, 72

Troy McDonald and Devon Thagard: 3, 5, 7, 9, 13, 15, 17, 23, 25, 27, 31, 33, 35, 41, 43, 45, 49, 51, 53, 59, 61, 63, 67, 69, 71

Table of Contents

Welcome	2
Unit 1 Art Class	4
Unit 2 Let's Play	12
Check Up 1	20
Unit 3 Many Colors	22
Unit 4 Counting	30
Check Up 2	38
Unit 5 Animals	40
Unit 6 Lunch	48
Check Up 3	56
Unit 7 Things to Do	58
Unit 8 My Body	66
Check Up 4	74
YLE Practice	76
Syllabus	84
Word List	86



Class
Audio CD



Group/
pair work

Welcome

A Listen, point, and say.  03

1.



Julie

2.



Danny

3.



Emma

4.



Mike

B Listen, point, and say. Then practice.  04

Hello. I'm Emma.



Hi. I'm Danny.



C Sing.  05

Julie, Danny, Emma, and Mike



Hello. I'm Julie.

Hello. I'm Danny.

Hello. I'm Emma.

Hello. I'm Mike.

Hello. I'm Julie.

Hello. I'm Danny.

Hello. I'm Emma.

Hello. I'm Mike.



D Listen, point, and say.  06 

1.



Sing.

2.



Talk.

3.



Sit.

4.



Stand.

Hello. I'm Kim.



1 Art Class

Lesson 1 School Supplies

A Listen, point, and say.  07



B Listen and point.  08



C Listen and say.  09

I have paper.



D Sing.  10

Paper, Glue, Scissors, and Paint

I have  . Paper.

I have  . Glue.

I have  . Scissors.

I have  . Paint.

 ,  ,  , and  .

I have paper.



Lesson 2 School Supplies

A Listen, point, and say. 

1



pencil

2



pen

3



crayon

4



marker

B Listen, ask, and answer.  

What do you have?

I have a pencil.



C Sing.  13

What Do You Have?

What do you have? I have a crayon.

What do you have? I have a marker.


What do you have? I have a pencil.

What do you have? I have a pen.

I have a crayon, a marker, a pencil, a pen.

What do YOU have?

D Ask your classmates. 




What do you have?




A Look and listen. Read along. 

What's Your Name?


Hi. What's your name?




Hi. What's your name?



What's your name?



I'm Mike. What's your name?



Value
Be friendly.

B Sing.  15

What's Your Name?

What's your name?

I'm Emma.

What's your name?

I'm Julie.

What's your name?

I'm Danny.

What's your name?

I'm Mike.



C Ask and answer.   16

Hi. What's your name?

I'm Jen.

Hi. What's your name?







Lesson 4 Phonics

A Say and sing.  17

Aa Bb Cc Dd Ee Ff
Gg Hh Ii Jj Kk Ll Mm
Nn Oo Pp Qq Rr Ss Tt
Uu Vv Ww Xx Yy Zz


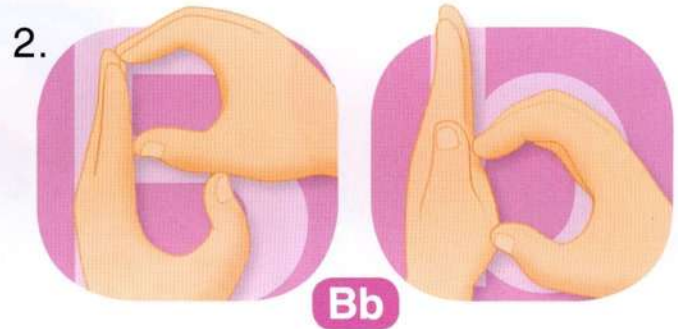

B Listen, point, and say.  18



C Look and find. 



D Make the letters Aa, Bb, Cc, and Dd. 



2 Let's Play

Lesson 1 Toys

A Listen, point, and say.  19

1



balloon

2



ball

3



doll

4



yo-yo

B Listen and point.  20





















C Listen and say.  21

It's a **balloon**.



D Sing.  22

I Have a Ball

I have a  .	I have a  .
It's a  ,  ,  .	It's a  ,  ,  .
I have a  .	I have a  .
I have a  .	I have a  .
It's a  ,  ,  .	It's a  ,  ,  .
I have a  .	I have a  .

It's a yo-yo.



Lesson 2 Toys

A Listen, point, and say.



1




train

2



boat

3



jet

4



car

B Listen, ask, and answer.



C Sing.  25

What Is It?

What is it? It's a boat.

What is it? It's a train.

What is it? It's a jet.

What is it? It's a car.



D Draw. Ask your classmates. 

What is it?

It's a jet.



What is it?





A Look and listen. Read along.



Hello, Good-bye

Hi, boys and girls.



Value

Be polite.

B Sing.  27

Boys and Girls



Hi, boys.

Hi, girls.

Boys. Girls.

Boys. Girls.

Hi!



Good-bye, girls.

Good-bye, boys.

Girls. Boys.

Girls. Boys.

Good-bye!



C Say and act.  28 



Hello, friend.




Lesson 4 Phonics

A Say and sing.  29

Aa Bb Cc Dd Ee Ff
Gg Hh Ii Jj Kk Ll Mm
Nn Oo Pp Qq Rr Ss Tt
Uu Vv Ww Xx Yy Zz



B Listen, point, and say.  30



C Look and find. 







D Make the letters Ee, Ff, and Gg. 



✓ Check Up 1

Units 1 and 2


A Listen. Then say the words. 

- 1. 
- 2. 
- 3. 
- 4. 
- 5. 
- 6. 
- 7. 
- 8. 

B Listen. Then number. 



C Play the game. 



3 Many Colors

Lesson 1 Colors

A Listen, point, and say.  33

1



red

2



blue

3



yellow

4



green

B Listen and point.  34











C Listen and say.  35











D Sing.  36

Red, Blue, Yellow, Green

 ,  ,  ,  .

 ,  ,  ,  .

It's  . It's  . It's  . It's  .

 ,  ,  ,  .

It's green.



Lesson 2 Colors

A Listen, point, and say.



1



orange

2



purple

3



pink

4



brown

B Listen, ask, and answer.



What color is it?

It's orange.



C Sing.  39

Orange, Pink, Purple, Brown

Orange. Pink. Purple. Brown.

What color is it? It's orange.

What color is it? It's pink.

What color is it? It's purple.

What color is it? It's brown.

Orange. Pink. Purple. Brown.



D Ask your classmates. 




What color is it?



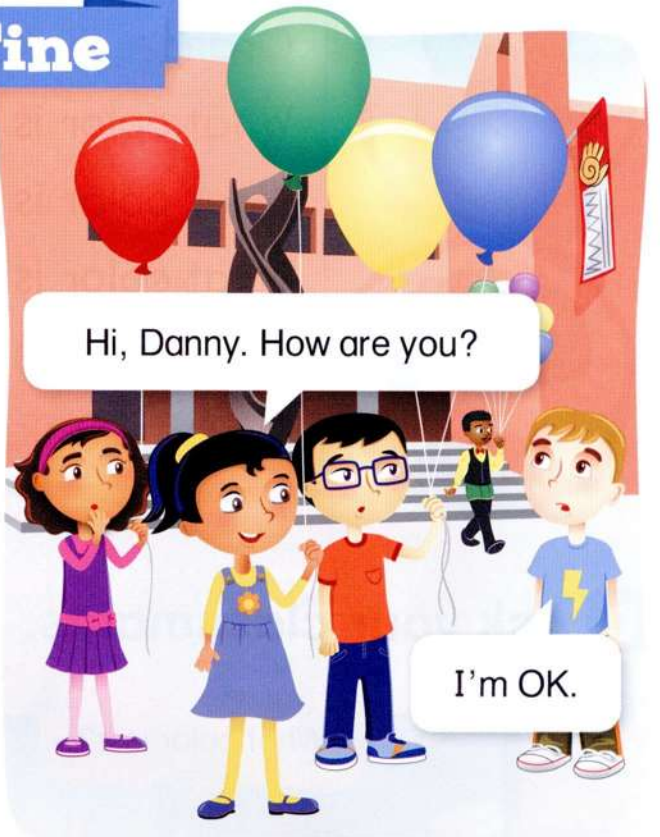
A Look and listen. Read along.



I'm Fine



Hi, Danny. How are you?



I'm OK.



Here you are.

Thank you!



How are you?

I'm fine! Thank you.

Value

Be nice.

B Sing.  41

I'm OK!

Hi. How are you?
I'm OK.
Here you are.
Thank you.

Hi. How are you?
I'm OK.
Here you are.
Thank you.



C Ask and answer.  42 



How are you?

I'm fine. Thank you.

How are you?


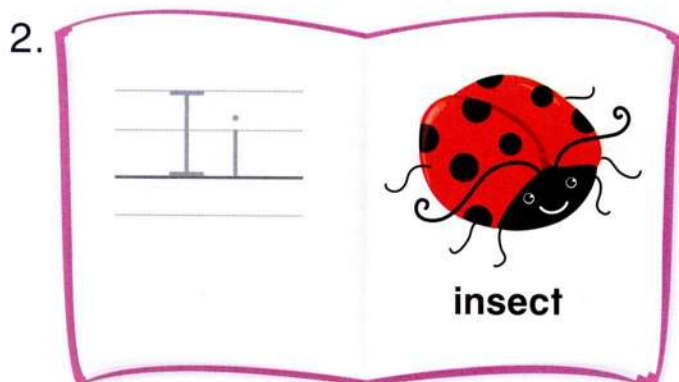



Lesson 4 Phonics

A Say and sing.  43

Aa Bb Cc Dd Ee Ff
Gg Hh Ii Jj Kk Ll Mm
Nn Oo Pp Qq Rr Ss Tt
Uu Vv Ww Xx Yy Zz


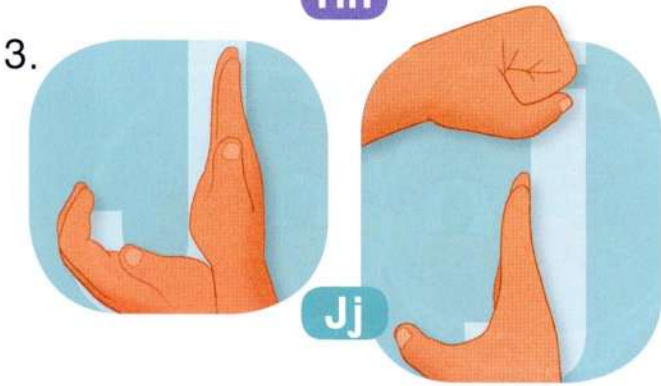
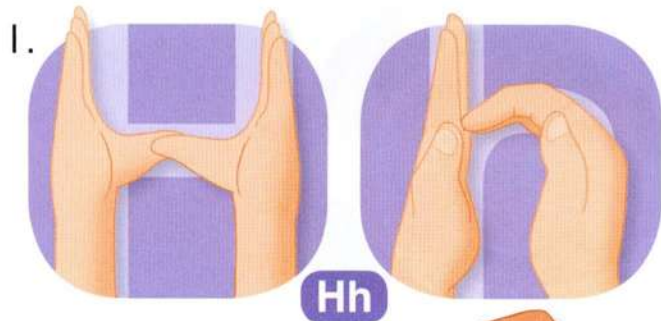
B Listen, point, and say.  44



C Look and find. 



D Make the letters Hh, Ii, and Jj. 



4 Counting

Lesson | Numbers

A Listen, point, and say.  45

1



one

2



two

3



three

4




four

5



five

B Listen and point.  46



C Listen and say.  47



Let's count. 1.

D Sing.  48

1	2	3	Let's Count!	4	5	1
2			One, two, three, four, five.			2
3			One, two, three, four, five.			3
4			Five, four, three, two, one.			4
5			Five, four, three, two, one.			5
4			Let's count.			
3			One, two, three, four.			
2			One, two, three, four, five!			
1	2	3				4



Lesson 2 Numbers

A Listen, point, and say.




six



seven



eight



nine



ten

B Listen, ask, and answer.



How many?

6.



C Sing.  51

How Many?



How many? How many? How many? How many?




D Ask your classmates. 




A Look and listen. Read along.



How Old Are You?



Value
Be friendly.

B Sing.  53

How Old Are You?

How old are you?

1, 2, 3, 4, 5. I'm 5!

How old are you?

1, 2, 3, 4, 5. I'm 5!



How old are you? I'm 6!

How old are you? I'm 7!

How old are you?

1, 2, 3, 4, 5. I'm 5!



C Say and act.  54 

I'm 6. How old are you?

I'm 7.

I'm 6. How old are you?






Lesson 4 Phonics

A Say and sing.



Aa Bb Cc Dd Ee Ff
Gg Hh Ii Jj Kk Ll Mm
Nn Oo Pp Qq Rr Ss Tt
Uu Vv Ww Xx Yy Zz

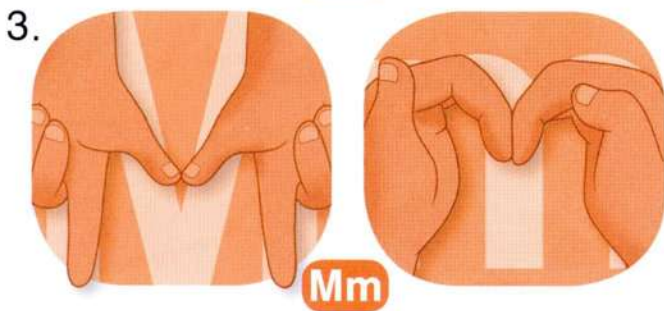
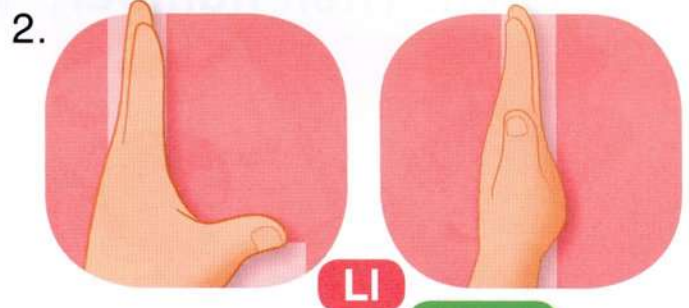
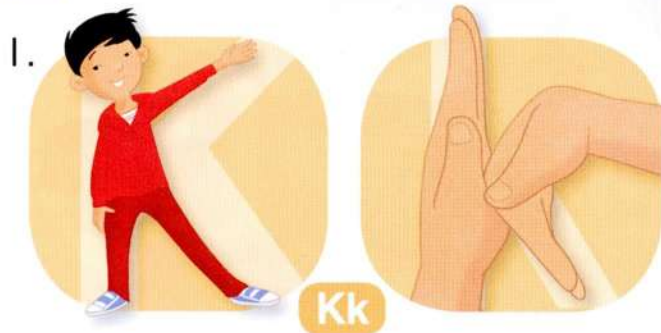
B Listen, point, and say.



C Look and find. 



D Make the letters Kk, Ll, and Mm. 



K, kite.



✓ Check Up 2

Units 3 and 4

A Listen. Then say the words.  57

1.



2.



3.



4.



5.



6.



7.



8.



B Listen. Then number.  58



C Play the game. 

How many?

1.

What color is it?

It's red.



5 Animals

Lesson 1 Pets

A Listen, point, and say.



1



cat



cats

2



dog



dogs

3



bird



birds

4



rabbit



rabbits

B Listen and point.



C Listen and say. 

Let's count. 1 cat, 2 cats, 3 cats, 4 cats, 5 cats.



D Sing. 

Cats, Dogs, Birds, Rabbits

Cats and dogs, birds and rabbits.

Let's count!




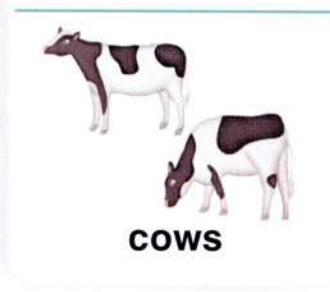





Cats and dogs, birds and rabbits.

Count the cats.



Lesson 2 Farm Animals

A Listen, point, and say.



B Listen, ask, and answer.



C Sing.  08

How Many Cows?

How many cows? How many cows? 2 cows.
How many goats? How many goats? 3 goats.
How many horses? How many horses? 4 horses.
How many ducks? How many ducks? 1 duck.
2 cows. 3 goats. 4 horses. 1 duck.



D Ask your classmates. 



How many ducks?




Lesson 3 Story

A Look and listen. Read along.



Please Help Me!




Value
Be helpful.

B Sing. 

Help!

Uh-oh. Uh-oh. Uh-oh. Help!
Please help me!
Whoa, whoa, whoa, whoa, whoa.
Help!
Please help me! **Sure.**
Thank you.



C Say and act.  

Please help me.

Sure.



Please help me!





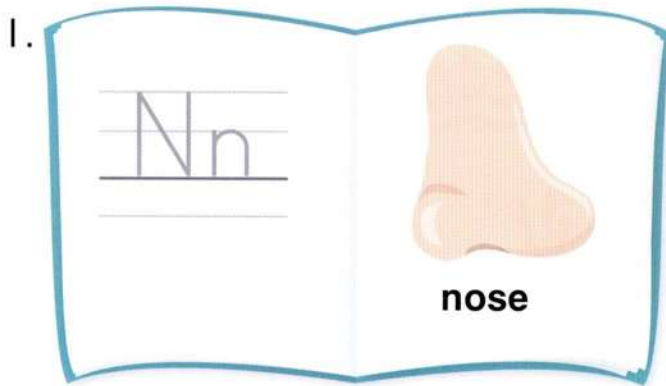
Lesson 4 Phonics

A Say and sing.



Aa Bb Cc Dd Ee Ff
Gg Hh Ii Jj Kk Ll Mm
Nn Oo Pp Qq Rr Ss Tt
Uu Vv Ww Xx Yy Zz


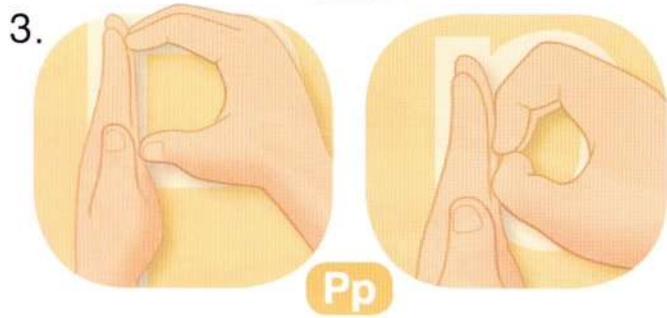

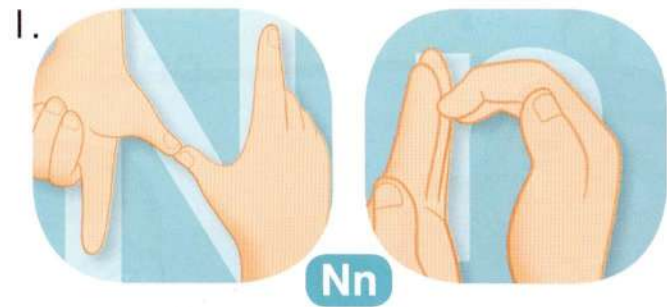
B Listen, point, and say.



C Look and find. 



D Make the letters Nn, Oo, and Pp. 







6 Lunch

Lesson 1 Food

A Listen, point, and say.



<p>1</p>  <p>milk</p>	<p>2</p>  <p>water</p>	<p>3</p>  <p>bread</p>	<p>4</p>  <p>candy</p>
--	---	--	---

B Listen and point.





C Listen and say.  16



D Sing.  17

I Really Like Milk

I like  . I like  . I like  .
And I really, really, really, really,
really, really, really like  .

I really, really, really like  .
I really, really, really, really,
really, really, really like  .



I like candy.



Lesson 2 Food

A Listen, point, and say.



1



rice

2



beans

3



chicken

4



fish

B Listen, ask, and answer.



Chicken, Fish, Rice, and Beans

Chicken, fish, rice, and beans.

Do you like rice?

Do you like chicken?

YES!

Yes, I do. I do.

Do you like beans?

Do you like fish?

YES!

Yes, I do. I do.

Yes, I do. I do.



D Ask your classmates.

Do you like bread?

No, I don't.






Do you like chicken?



A Look and listen. Read along.  21

Here You Are



Value
Be fair.

B Sing.  22

Here You Are



Here you are.
Thank you!
You're welcome.
What is it?
It's a sandwich.



Here you are.
Thank you!
You're welcome.
What is it?
It's candy.

C Say and act.  23 





Here you are.



A Say and sing.  

Aa Bb Cc Dd Ee Ff
Gg Hh Ii Jj Kk Ll Mm
Nn Oo Pp Qq Rr Ss Tt
Uu Vv Ww Xx Yy Zz


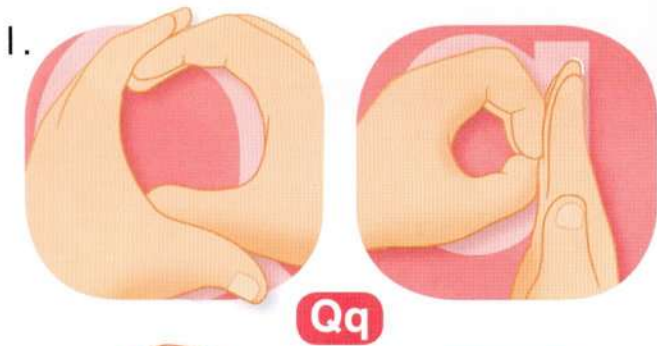
B Listen, point, and say.  



C Look and find. 



D Make the letters Qq, Rr, and Ss. 



Q, queen.



Qq




✓ Check Up 3


Units 5 and 6

A Listen. Then say the words. 26

1.



2.



3.



4.



5.



6.



7.



8.



B Listen. Then number. 27



C Play the games. 


I cow.

2 cats.



Do you like rice?

Yes, I do.



7 Things to Do

Lesson 1 Abilities

A Listen, point, and say.



1



walk

2



run

3



skip

4



jump

B Listen and point.



C Listen and say.  30



D Sing.  31

Walk, Run, Skip, Jump

I can walk, walk, walk, walk, walk.

I can run, run, run, run, run.

I can skip, skip, skip, skip, skip.

I can jump, jump, jump, jump, jump.



I can jump.



Lesson 2 Abilities

A Listen, point, and say.



<p>1</p>	<p>2</p>	<p>3</p>	<p>4</p>
<p>swim</p>	<p>dance</p>	<p>wink</p>	<p>sing</p>

B Listen, ask, and answer.



Can you **swim**?

Yes, I can.

Can you **wink**?

No, I can't.

1

2

3

4

C Sing. 



Can You Wink?

Can you wink, wink, wink?

No, no, no, no, no, no.

No, I can't.

Can you swim, swim, swim?

No, no, no, no, no, no.

No, I can't.

Can you dance, dance, dance?

No, no, no, no, no, no.

No, I can't.

Can you sing, sing, sing?

Yes, yes, yes.

Yes, I can!

D Play the game. 

Can you run?

Yes, I can.



Start



Finish




Can you dance?



A Look and listen. Read along.



Let's Dance!



Value
Be friendly.

B Sing.  36

Let's Swim!

Can you swim?

Yes, I can.

Let's swim!

Can you skip?

Yes, I can.

Let's skip!

Can you wink?

Yes, I can.

Let's wink!

Can you dance?

Yes, I can.

Let's dance!

C Say and act.  37 

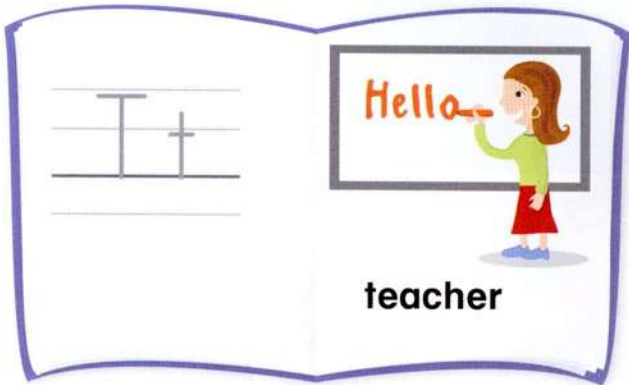


Lesson 4 Phonics


A Say and sing.  38

Aa Bb Cc Dd Ee Ff
Gg Hh Ii Jj Kk Ll Mm
Nn Oo Pp Qq Rr Ss Tt
Uu Vv Ww Xx Yy Zz

B Listen, point, and say.  39

1. 
teacher

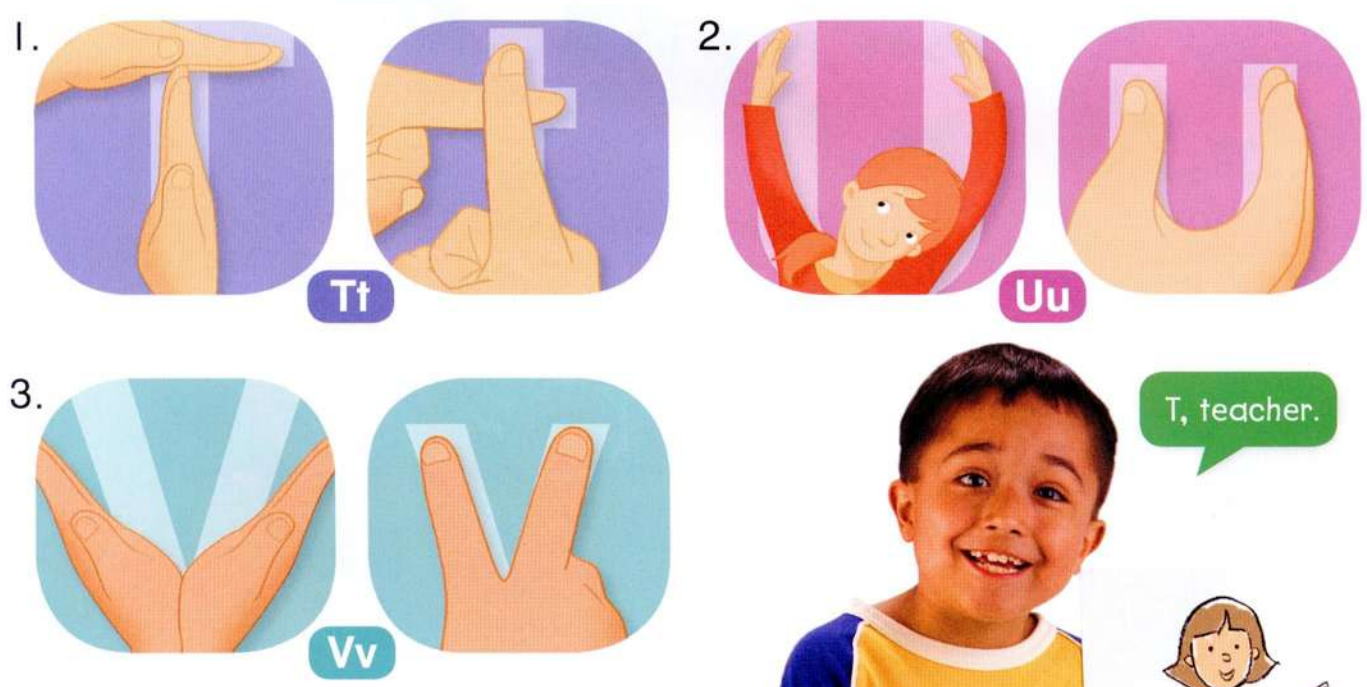
2. 
up

3. 
violin

C Look and find. 



D Make the letters Tt, Uu, and Vv. 



8 My Body

Lesson 1 My Face

A Listen, point, and say.  40

1



ears

2



eyes

3



mouth

4



nose

B Listen and point.  41



C Listen and say.  42

I can touch my **ears**.



D Sing.  43

My Face



2 ears, 2 eyes,
1 nose, 1 mouth.
I can touch my ears.
I can touch my eyes.
I can touch my nose.
I can touch my mouth.
2 ears, 2 eyes,
1 nose, 1 mouth.




I can touch my **nose**.



Lesson 2 My Body

A Listen, point, and say. 44

 1 clap my hands	 2 stomp my feet	 3 swing my arms	 4 shake my legs
---	---	--	---

B Listen, ask, and answer. 45



What can you do?

I can **clap my hands**.

1

2

3

4

What Can You Do?

What can you do?

I can stomp my feet.

What can you do?

I can clap my hands.

I can swing my arms.

I can shake my legs.



What can you do?

Stomp my feet.

Clap my hands.

Swing my arms.

Shake my legs.



D Ask your classmates.

What can you do?

I can stomp my feet.

I can swing my arms.





Lesson 3 Story

A Look and listen. Read along.

2
47

Oops!



Value
Be polite.

B Sing.  48

Ouch!

Ouch! Ouch! Ouch! Ouch!
Ouch! Ouch! Ouch! Ouch!
Ouch! My hand. Ouch! My feet.
Ouch! My leg. Ouch! My arm.

Oops! I'm sorry.

That's OK.



C Say and act.  49 



Oops! I'm sorry.

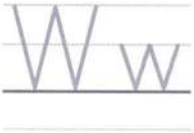





Lesson 4 Phonics



A Say and sing.  50



Aa Bb Cc Dd Ee Ff
Gg Hh Ii Jj Kk Ll Mm
Nn Oo Pp Qq Rr Ss Tt
Uu Vv Ww Xx Yy Zz

B Listen, point, and say.  51

1.  
woman

2.  
fox

3.  
yo-yo

4.  
zebra

C Look and find. 



D Make the letters Ww, Xx, Yy, and Zz. 



W, woman.



✓ Check Up 4

Units 7 and 8

A Listen. Then say the words.



1.



2.



3.



4.



5.



6.



7.



8.



B Listen. Then number.



C Play the game. 

I can touch my nose.

What can you do?




Start

Finish



Listening

A. Listen and draw lines. There is one example.



Speaking


B. Listen and point.



Reading and Writing

C. Look and read. Put a tick (✓) or a cross (X) in the box.

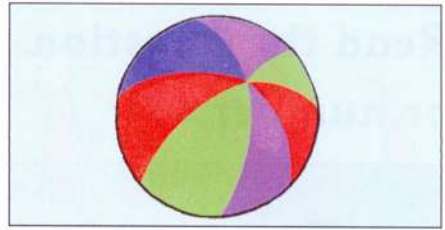
1.



a marker




2.



a balloon



3.



a car



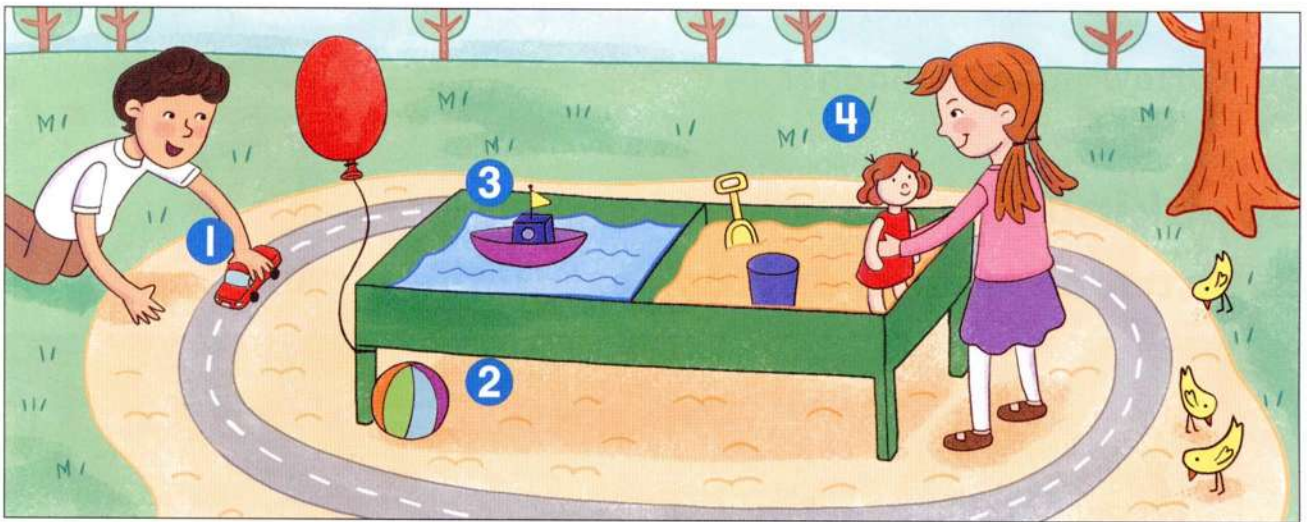
4.



paint



D. Look and read. Write yes or no.




1. It's a car. yes

2. It's a jet.

3. It's a yo-yo.

4. It's a doll.

Listening


A. Read the question. Listen and write a name or number.  55



1. What is the boy's name? Ben
2. What is the girl's name?
3. How old is the girl?
4. How many balloons?

Speaking

B. Listen and put the cards next to the picture.



Visit the Teacher's Resource CD-ROM for Speaking object cards.

Reading and Writing


C. Look and read. Put a tick (✓) or a cross (X) in the box.




two



five



eight



ten



D. Look and read. Write yes or no.



1. It's blue. no

2. It's purple.

3. It's yellow.

4. It's pink.

Listening

A. Listen and tick (✓) the box.  56

1. How many ducks?

2

A

6

B

7

C

2. What does Alex like?



A



B




C


3. What color is the horse?



A



B



C


Speaking

B. Listen and answer the questions.




Reading and Writing


C. Look and read. Put a tick (✓) or a cross (X) in the box.




4 rabbits



2 ducks



a horse



a bird

D. Look and read. Write yes or no.



1. rice no

2. beans

3. milk

4. chicken

Listening

A. Listen and color.



Speaking

B. Listen and answer questions.




Reading and Writing

C. Look and read. Put a tick (✓) or a cross (X) in the box.



jump



ears




mouth



swim



D. Look and read. Write yes or no.



1. You can see three goats.

..... no

2. The horse is brown.

.....

3. You can see a red balloon.

.....

4. The rabbits are yellow.

.....

Syllabus

Welcome

Hello. I'm Julie.
Hi. I'm Danny.

Classroom Verbs:

sing talk
sit stand

Unit 1 Art Class

Lesson 1	Lesson 2	Lesson 3	Lesson 4
<p>School Supplies: paper, glue, scissors, paint</p> <p>I have paper.</p>	<p>School Supplies: pencil, pen, crayon, marker</p> <p>What do you have? I have a pencil.</p>	<p>Story: What's Your Name?</p> <p>Conversation: Hi. What's your name? I'm Jen.</p> <p>Be friendly.</p>	<p>Phonics:</p> <p>A a apple B b baby C c cat D d dog</p>

Unit 2 Let's Play

Lesson 1	Lesson 2	Lesson 3	Lesson 4
<p>Toys: balloon, ball, doll, yo-yo</p> <p>It's a balloon.</p>	<p>Toys: train, boat, jet, car</p> <p>What is it? It's a train.</p>	<p>Story: Hello, Good-bye</p> <p>Conversation: Hi! Hello! Bye! Good-bye!</p> <p>Be polite.</p>	<p>Phonics:</p> <p>E e egg F f friend G g girl</p>

Check Up 1 Units 1 and 2

Unit 3 Many Colors

Lesson 1	Lesson 2	Lesson 3	Lesson 4
<p>Colors: red, blue, yellow, green</p> <p>It's red.</p>	<p>Colors: orange, purple, pink, brown</p> <p>What color is it? It's orange.</p>	<p>Story: I'm Fine</p> <p>Conversation: How are you? I'm fine. Thank you.</p> <p>Be nice.</p>	<p>Phonics:</p> <p>H h hat I i insect J j jam</p>

Unit 4 Counting

Lesson 1	Lesson 2	Lesson 3	Lesson 4
<p>Numbers: one, two, three, four, five</p> <p>Let's count. 1..</p>	<p>Numbers: six, seven, eight, nine, ten</p> <p>How many? 6.</p>	<p>Story: How Old Are You?</p> <p>Conversation: I'm 6. How old are you? I'm 7.</p> <p>Be friendly.</p>	<p>Phonics:</p> <p>K k kite L l lion M m man</p>

Check Up 2 Units 3 and 4

Unit 5 Animals

Lesson 1	Lesson 2	Lesson 3	Lesson 4
<p>Pets: cat, cats, dog, dogs, bird, birds, rabbit, rabbits</p> <p>Let's count. 1 cat, 2 cats, 3 cats, 4 cats, 5 cats.</p>	<p>Farm Animals: goat, goats, duck, ducks, cow, cows, horse, horses</p> <p>How many goats? 8 goats.</p>	<p>Story: Please Help Me!</p> <p>Conversation: Please help me. Sure.</p> <p>Be helpful.</p>	<p>Phonics:</p> <p>N n nose O o orange P p pencil</p>

Unit 6 Lunch

Lesson 1	Lesson 2	Lesson 3	Lesson 4
<p>Food: milk, water, bread, candy</p> <p>I like milk.</p>	<p>Food: rice, beans, chicken, fish</p> <p>Do you like rice? Yes, I do. Do you like chicken? No, I don't.</p>	<p>Story: Here You Are</p> <p>Conversation: Thank you! You're welcome.</p> <p>Be fair.</p>	<p>Phonics:</p> <p>Q q queen R r ring S s sun</p>

Check Up 3 Units 5 and 6

Unit 7 Things to Do

Lesson 1	Lesson 2	Lesson 3	Lesson 4
<p>Abilities: walk, run, skip, jump</p> <p>I can walk.</p>	<p>Abilities: swim, dance, wink, sing</p> <p>Can you swim? Yes, I can. Can you wink? No, I can't.</p>	<p>Story: Let's Dance</p> <p>Conversation: Let's dance. OK! Let's dance!</p> <p>Be friendly.</p>	<p>Phonics:</p> <p>T t teacher U u up V v violin</p>

Unit 8 My Body

Lesson 1	Lesson 2	Lesson 3	Lesson 4
<p>My Face: ears, eyes, mouth, nose</p> <p>I can touch my ears.</p>	<p>My Body: clap my hands, stomp my feet, swing my arms, shake my legs</p> <p>What can you do? I can clap my hands.</p>	<p>Story: Oops!</p> <p>Conversation: Oops! I'm sorry. That's OK.</p> <p>Be polite.</p>	<p>Phonics:</p> <p>W w woman X x fox Y y yo-yo Z z zebra</p>

Check Up 4 Units 7 and 8

YLE Practice

Word List

A

a	6
A	10
Adams	16
and	16
animals	42
apple	10
are	26
arm	70
arms	68

B

b	10
B	10
baby	10
ball	12
balloon	12
beans	50
bird	40
birds	40
blue	22
boat	14
boys	16
bread	48
brown	24
bye	16

C

c	10
C	10
can	59
candy	48
can't	62
car	14
cat	10
cats	40
chicken	50
children	16
clap	68
clap my hands	68
color	24
colors	22
count	31
cow	42
cows	42
crayon	6

D

d	10
D	10
dance	60
Danny	2
do	6
dog	10
dogs	40
doll	12
don't	51
duck	42
ducks	42

E

e	18
E	18
ears	66
egg	18
eight	32
Emma	2
eyes	66

F

f	18
F	18
face	66
farm	42
feet	68
fine	26
fish	50
five	30
food	48
four	30
fox	72
friend	17

G

g	18
G	18
girl	18
girls	16
glue	4
goat	42
goats	42
good-bye	16
green	22

H

h	28
H	28
hand	70
hands	68
hat	28
have	5
hello	2
help	44
here	26
hi	2
horse	42
horses	42
how	26

I

i	28
I	5
I'm	2
insect	28
is	14
it	14
it's	13

J

j	28
J	28
jam	28
Jen	9
jet	14
Julie	2
jump	58

K

k	36
K	36
Kim	3
kite	36

L

l	36
L	36
let's	31
like	49
lion	36

M

m	36
M	36
man	36
many	32
marker	6
me	44
Mike	2
milk	48
mouth	66
Mrs.	16
my	66

N

n	46
N	46
name	8
nine	32
no	51
nose	46
numbers	30

O

o	46
O	46
OK	26
old	34
one	30
oops	70
orange (color)	24
orange (fruit)	46
ouch	70

P

p	46
P	46
paint	4
paper	4
pen	6
pencil	6
pets	40
phonics	10
pink	24
please	44
purple	24

Q

q	54
Q	54
queen	54

R

r	54
R	54
rabbit	40
rabbits	40
red	22
rice	50
ring	54
run	58

S

s	54
S	54
sandwich	52
school	4
scissors	4
seven	32
shake my legs	68
sing	60
six	32
skip	58
sorry	70
stomp	68
stomp my feet	68
story	8
sun	54
sure	44
swim	60
swing	68
swing my arms	68

T

t	64
T	64
teacher	64
ten	32
thank	26
that's	70
the	41
things	58
three	30
to	58
touch	67
toys	12
train	14
two	30

U

u	64
U	64
uh-oh	45
up	64

V

v	64
V	64
violin	64

W

w	72
W	72
walk	58
water	48
welcome	52
what	6
what's	8
whoa	45
wink	60
woman	72
woof	34

X

x	72
X	72

Y

y	72
Y	72
yellow	22
yes	50
you	6
your	8
you're	52
yo-yo	12

Z

z	72
Z	72
zebra	72

Everybody Up

theme song

Everybody UP!

Up! Up! Up!

Everybody up, up, up!

Everybody up, up, up!

Everybody up!

Up! Up! Up!

Everybody up, up, up!

Everybody up, up, up!

Everybody up!

Everybody up. Everybody up.

Everybody up. Everybody up.

Everybody up. Everybody up.

Everybody up, up, up!