

2nd Edition

6

Everybody

UP

Workbook

Kathleen Kampa

Charles Vilina

OXFORD
UNIVERSITY PRESS

Welcome

A Write.

New Zealand wrote calendar expensive ~~shower~~ confident
research sandals wash uploaded comfortable nervous



I always take a shower, _____ my hair, and check my _____ before I go to bed.



I learned how to dive in _____. First, I felt _____, but then I felt _____



I already did _____ for my report, _____ some photos, and _____ some emails.



My new _____ were the most _____ ones in the store, but they weren't the most _____

B What about you? Write.

1. What countries have you visited?

2. What have you done on your computer today?

3. What do you always do before you go to bed?

C Write.

Egypt Chinese Japan Spanish
Brazil China Japanese Korean

1. What language do people speak in Korea?

They speak

2.

Portuguese.

3.

Spain?

4.

Arabic.

D Unscramble.

1.



When is the report due?

is / due / when / report / the

2.



the / will / which / exam / be / units / on

3.



get / the / how / auditorium / do / to / I

4.



the / be / will / project / you / my / for / partner

1

Getting Around

Lesson 1 Directions

A Match.

1. under ____


2. along ____

3. over ____

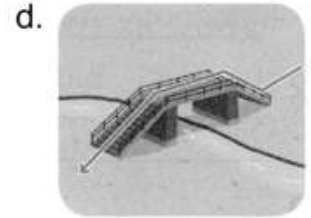
4. down ____

5. up ____

6. around ____



the stairs




the bridge



the river



the street



the train tracks



the fountain

B Look at A. Write.

1. I've just gone under the train tracks.

2. _____


3. _____

4. _____

5. _____

6. _____


C Circle.



Walk down the stairs and go straight.
up the street and turn left.




Walk along the river and go straight.
around the fountain and turn left.



Walk up the street and turn right.
along the river and turn left.




Walk around the fountain and turn right.
under the train tracks and turn left.



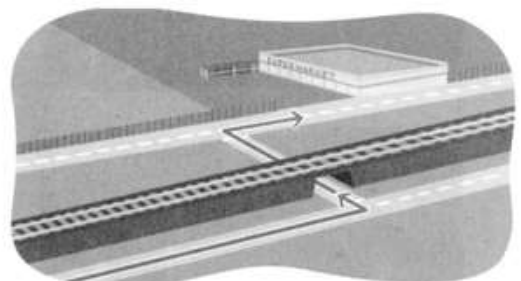
Walk up the street and go straight.
down the stairs and turn right.

D Write.



How do I get to the _____
First _____ river
Then _____

2. _____



Lesson 2 Transportation

A Match.

1. drive a car

a.



b.



2. take the train

c.



d.



3. ride the ferry

e.



f.



4. take the subway

5. ride the bus

6. catch a taxi

B Unscramble.

1.



did / this / do / what / morning / they

They rode the bus to the library.

2.



evening?

caught / they / to / aquarium / taxi / the / a

3.



what / they / afternoon / did / do / this

C Write.

1.



How did you get to the _____

2.



3.



Skills Reading

D Read and write.

The Fast Way

It's Saturday morning. Ellen is going to meet her friends, Mandy and Jack, at the zoo.

"How do I get to the zoo?" Ellen asks her mother.

"You have to take the bus. First, walk up the street and turn right," her mother says. "Then, go over the bridge and turn left. You'll see the bus stop there."

Ellen walks to the bus stop and rides the bus to the zoo. It takes one hour. When she gets there, she's thirsty and tired. Mandy and Jack are waiting for her.

"Hi," Mandy says. "What took you so long?"

"I'm sorry. The bus was slow and hot," says Ellen.

"How did you get to the zoo?"

"We caught a taxi," says Jack. "It was fast and easy."

1. How did Mandy and Jack get to the zoo?

2. How does Ellen get to the bus stop?

3. How long does Ellen's bus ride take?

Lesson 3 Reading

A Write.

straight laugh entrance
disappointed leans
direction ~~ferry~~ looking for



Henry and Robert are riding the ferry to the aquarium. They want to see the dolphins. They get off the ferry, walk down the stairs, and go _____ to the aquarium. A man is sweeping the floor near the _____.
"Excuse me," says Henry. "We're _____ the dolphins."
"The dolphins?" the man asks. "They're in that _____."
"OK. Thanks," says Robert.

They walk inside the building, but they can't find the dolphins. Henry _____ against a large window. He's very _____.

"Henry!" says Robert. "Look behind you!"

Henry turns around. The dolphins are swimming in the water behind the window.

The boys _____.

B Match.

1. They want _____
 2. Henry leans _____
 3. A man is _____
 4. The dolphins are _____
 5. Henry and Robert are riding _____
 6. They walk inside _____
- a. sweeping the floor near the entrance.
 - b. the building, but they can't find the dolphins.
 - c. to see the dolphins.
 - d. the ferry to the aquarium.
 - e. against a large window.
 - f. swimming in the water behind the window.

C Circle.

- | | | |
|---------------------------------------------------|------|-------|
| 1. Henry and Robert ride the bus to the aquarium. | True | False |
| 2. A man gives Henry and Robert directions. | True | False |
| 3. Robert leans against a large window. | True | False |
| 4. Robert sees the dolphins first. | True | False |

D Write.

It's in that direction. OK. Thanks. The soccer game? We're looking for
The amusement park? Thanks, anyway. Sorry, I don't know where it is.

1.   _____ the amusement park.

2.   _____ the soccer game.

E What about you? Write.

1. Were you ever lost? Did you ask someone for directions?

2. Have you ever seen dolphins? Where did you see them?

3. Where do you like to go with your friends on weekends?

Lesson 4 Sightseeing

A Write.

giant panda observe similar capital honor busy

1. Seoul is the _____ of South Korea.
2. New York is a _____ city where many people live and work.
3. I saw a _____ at Ueno Zoo in Tokyo.
4. A zebra is _____ to a horse.

B Read and write.

Skills Tip

Words on or below a picture are called captions. A caption gives information about the picture.

Sightseeing in Paris



Tourists can walk up the stairs to the top of the Arc de Triomphe.



The Louvre Museum has many famous paintings, such as the *Mona Lisa*.

Paris is the capital of France. There are many interesting places to see there. The best way to see them is to walk!

You can start your walk at the Arc de Triomphe. To get to the Arc de Triomphe, take the subway to the Charles de Gaulle-Étoile station.

The Louvre Museum is one of the most famous art museums in the world. To get to the Louvre Museum, walk down the Avenue des Champs-Élysées from the Arc de Triomphe.

You can observe the Eiffel Tower from many places in Paris. To get to the Eiffel Tower, walk along the Seine River from the Louvre Museum. Then, walk over the Pont d'Iéna (the Jena Bridge). Enjoy sightseeing in Paris!



The Eiffel Tower is 324 meters tall.

1. What can you do at the Arc de Triomphe?

2. What famous painting is in the Louvre Museum?

3. How tall is the Eiffel Tower?

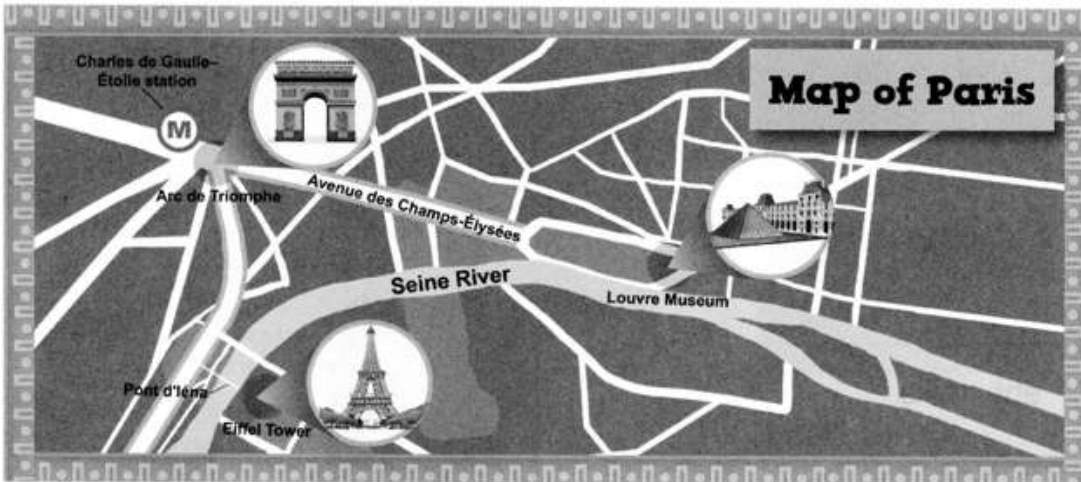
C Write.

1. Where can you start your walk in Paris?

2. Where can you observe the Eiffel Tower?

3. How do you get to the Eiffel Tower from the Louvre Museum?

D Look at B. Write.



1. How will you get to the Arc de Triomphe?

I'll take the subway to

2. How will you get to the Louvre Museum?

3. How will you get to the Eiffel Tower?

E Think and write.

When you are sightseeing, what are some ways that walking is better than taking the subway?



2 Family Life

Lesson 1 Responsibilities

A Unscramble and number.

1. _____ repair the house
perrai hte seohu

2. _____
og ot ebd yearl

3. _____
ayp slibl

4. _____
pety a proret

5. _____
brucs eht niks

6. _____
daer oteboxkts



B Look at A. Write.

1. He'll repair the house today.

2. _____

3. _____

4. _____


5. _____

6. _____

C Write. but and



I have to go to bed early, _____ my parents have to repair the house.



I have to type a report, _____ my parents do, too.



I have to read textbooks, _____ my parents have to pay bills.



I have to scrub the sink, _____ my parents do, too.

D Write.



I don't have to go to bed early, but my daughter does.





Lesson 2 Privileges

A Circle.


1.  call friends
watch a scary movie
sing karaoke
have a party

2.  sing karaoke
call friends
stay up late
invite a friend over

3.  stay up late
have a party
invite a friend over
call friends

4.  have a party
watch a scary movie
sing karaoke
invite a friend over

5.  watch a scary movie
invite a friend over
stay up late
call friends

6.  sing karaoke
have a party
watch a scary movie
stay up late

B Write.

	1 Invite a friend over	2 Sing karaoke	3 Watch a scary movie
Saturday	yes	yes	yes
Wednesday	no	no	no

1. I can invite a friend over on weekends, but I can't
_____ on weekdays.

2. _____

3. _____

C Write.



_____ could _____
when she was my age, but _____ couldn't.



Skills Writing

D Underline the modal verbs. Then rewrite.

1. Some children can stay up late on weekends.

2. Students should pack their schoolbags before they go to bed.

3. You must turn off your cell phone now, but you may turn it on after the test.

E Circle the modal verbs.

Schools have rules that students must remember. Students can't run inside the school. They have to walk quietly. Students should listen carefully to their teacher, and they must raise their hands when they want to speak. They can't use their cell phones in school, but they may use them after school. Students should always do their homework.

F Look at E. Write about your school.

Lesson 3 Reading

A Write.

babysitter special day
anniversary tonight
plan grins should



Today is a _____ (1) for Jane's parents. It's their anniversary! They _____ (2) to go to their favorite restaurant for dinner.

The phone rings. It's the _____ (3). She's sick and can't take care of Jane's little sister Jenny.

"Jane, can you watch Jenny _____ (4)?" her mom asks.

"Do I have to?" Jane asks. "I want to go to a movie with Maria."

"You don't have to, but you _____ (5)," says her mother.

"OK. I will," says Jane. She _____ (6) at her mother. "I want you and Dad to enjoy your _____ (7)."

B Circle.

1. Jane's parents plan to go to a _____ movie _____ for their anniversary.
_____ restaurant _____ birthday.

2. The babysitter _____ Jenny _____
Jane's dad _____ can't take care of _____ Jane _____ tonight.

3. Jane _____ restaurant _____
Jenny _____ wants to go to a _____ movie _____ with Maria.

4. Jane _____ her parents _____
The babysitter _____ wants _____ Jenny _____ to enjoy their anniversary.

C Write.

1. What do Jane's parents plan to do for their anniversary?

2. What does Jane want to do with Maria?

3. Who will babysit Jenny?

D Write.

All right, Dad. go to bed early I'm afraid you do
I will scrub the sink but you should

1.



Do I have to

You don't have to.

OK

2.



Do I have to

Yes.

E What about you? Write.

1. How do you help your mom and dad at home?

2. Do you babysit? How old were you when you started?

3. What time do you go to bed at night?

Lesson 4 Basic Math

A Write.

A	B	C	D	E	F	G	H	I	J	K	L	M
k	r	h	y	b	p	j	t	n	u	a	q	z
N	O	P	Q	R	S	T	U	V	W	X	Y	Z
x	v	d	s	e	w	c	l	i	m	g	o	f

1. subtraction
QJEHBKTHVYI
2. _____
PVOVQVYI
3. _____
QYWRHCVIX
4. _____
WJUHVUFVTKHVYI
5. _____
YBPRB
6. _____
KPPVHVYI

B Read and write.

Skills Tip

How to Check Your Answers

When you do a math problem, always check your answer.

Good students always check their answers. How do you check them? Just use the opposite kind of math.

For example, you want to add $12 + 27$, and you think the answer is 39. How can you be sure? Use subtraction! $39 - 27 = 12$. Also, $39 - 12 = 27$. Your answer is correct!

Now, you want to do a subtraction problem. You think that $48 - 13 = 35$. How

can you be sure? Use addition! $35 + 13 = 48$. Your answer is correct!

This works with multiplication and division, too. You think that $3 \times 5 = 15$. How can you check? You know that $15 \div 5 = 3$, so your answer is correct.

Let's try division. You think that $24 \div 2 = 12$. How do you know it's correct? Just multiply 12×2 . Is your answer 24? Good job!

1. What kind of math do you use to check an addition problem?

2. What kind of math do you use to check a multiplication problem?

3. What kind of math do you use to check a division problem?

C Circle.

1. Good students don't have to check their answers. True False
2. You should use subtraction to check an addition problem. True False
3. Addition is the opposite of division. True False

D Answer the word problems. Then check your answers.

1. Mrs. Johnson's sixth-grade class has twenty-eight students. Thirteen students are boys.
How many students are girls?

Answer: _____

2. Jenna orders six pizzas for her party. She cuts each pizza into eight slices. How many slices of pizza does she have?

Answer: _____

3. There are thirty-five days before Fred's birthday. How many weeks are there before his birthday?

Answer: _____

E Look at **D**. Write.

1. For the first problem, you should use _____
2. _____
3. _____

F Think and write.

Tom wants to go to the department store. First, he'll ride a bus. Then, he'll take the subway. The bus will take seven minutes, and the subway will take twenty minutes. How long will it take Tom to get to the department store? What kind of math did you use? How should you check your answer?

It will take Tom _____ minutes

✓ Check Up 1

Units 1 and 2

A Unscramble and number.

1. _____
arperi hte soeuh

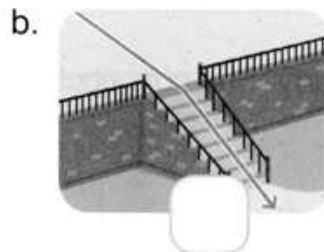

2. _____
yast pu tale

3. _____
wond eht sraist

4. _____
edvri a arc

5. _____
lacl sriedfn

6. _____
keat teh wasbyu



B Complete the sentences with the word pairs in the box. Then number.

up the street – turn right

have a party – couldn't

read textbooks – pay bills

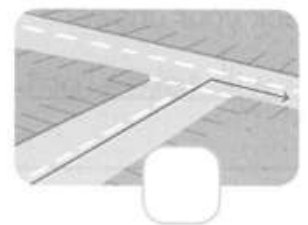
rode the bus – library

1. They _____ to the _____

2. I have to _____, and my
parents have to _____

3. Walk _____ and _____

4. My dad could _____ when
he was my age, but my mom _____



C Unscramble and write. Then number.

1. this / did / What / evening / do / they / ?

They caught a taxi to the aquarium.

2. and / have to / too / do / I / scrub / my parents / the sink, / .

3. get / the / How / hotel / I / do / to / ?



First, walk along the river and turn right. Then, walk over the bridge and turn left.

4. but / sing karaoke / I / on weekdays, / can / I / sing karaoke / can't / on weekends / .



D Look at the pictures. Write.

It's in that direction. Do I have to babysit?



E What do you have to do at school? Write.

F Find and circle.

- capital
- division
- early
- ferry
- fountain
- invite
- multiplication
- observe
- report
- scary
- tracks
- train



G Complete the sentences with words from F.

I can v you over. You should take the n .

Then ride the y . You should walk around the t ,

then walk under the train . We can watch a movie.

Then we can b the stars. We don't have to go to bed .

Do you have to do and


for your math homework? Tomorrow I have to type a on the

 of Japan.

A Read and write.**My Trip to Hawaii** By Zack

My family and I went to Hawaii last week. I am now 12 years old, so I had more privileges. I could stay up late in the hotel and watch scary movies. I could even take surfing lessons, but I couldn't go to the beach or walk up the busy streets alone.

I also had more responsibilities on this trip. I helped Mom make sandwiches for lunch so we could have picnics on the beach. I had to babysit my little sister twice when my parents caught a taxi to a restaurant. I also had to read some textbooks and do some homework for school before we flew home.



1. What could Zack do in the hotel?

2. What did Zack have to do for school?

3. How did Zack's parents get to a restaurant?

B Circle the helping verbs and underline the main verbs.

1. Zack's parents could catch a taxi, but they couldn't ride the bus.
2. Zack couldn't do his homework yesterday, but he can do it today.
3. Zack's little sister can watch TV, but she can't watch scary movies.

C Write. Then circle the helping verbs and underline the main verbs.

What can you do on weekends that you can't do on weekdays?

3 Student Life

Lesson 1 Experiences

A Write.

like mystery novels

know your best friend

own a laptop

have a smartphone

belong to the judo club

be class president

1.



2.



3.



4.



5.



6.



B Look at A. Write.

1. I know my best friend.

2. _____

3. _____

4. I'm _____

5. _____

6. _____

C Connect.

1. 
July

He's been class president since six months.
She's liked mystery novels for July.

2. 
two years

He's had a smartphone since two years.
She's belonged to the judo club for 2010.

3. 
seven weeks

He's known his best friend since seven weeks.
She's owned a laptop for last month.


4. 
January

He's been class president since three months.
She's known her best friend for January.

D Write.

1. 
five years

How long have you known your best friend?
I've known my best friend for

2. 
2009

3. 
four months

Lesson 2 Experiences

A Write.

- collect comic books build websites study ballet
volunteer at a soup kitchen live in Paris play the saxophone













B Circle.



We've play for
They've been played the saxophone since a long time.
 playing




We've live we were
They've been lived in Paris since they are six.
 living they were



We've collect we are
They've been collected comic books since we were eight.
 collecting they were

C Write.


1.  How long have you been _____

three years.

2. _____

ten.



3.  _____

six years.

Skills Reading

D Read and write.

Best Friends

Dan and Ed have been best friends for a long time.

"I've known Ed since I was four," says Dan.

"We've belonged to the same judo club since we were five," says Ed.

The two boys like to do many things together. They both play the saxophone and collect comic books.

"I've been collecting comic books since I was eight," says Dan. "How long have you been collecting comics, Ed?"

"Since I was seven," says Ed.

1. How long has Dan known Ed?

2. How long have Dan and Ed belonged to the same judo club?

3. How long has Ed been collecting comic books?

Lesson 3 Reading

A Write.

finish line sure tired
 cheerfully annual catch up
 starting line walk-a-thon



It's the day of the _____ (1) _____ (2)
 for the students of North Middle School. The students
 will walk for six kilometers to help the Children's
 Hospital. Roger is at the _____ (3) with Sue
 and Brad. "I walk slowly," Roger says. "You go ahead,
 and I'll meet you later."
 Sue and Brad walk quickly. "Should we let Roger
 _____ (4) to us?" Sue asks.
 "Let's wait for him at the finish line," says Brad.

Soon all the students are at the _____ (5). Everyone is waiting for Roger. Then
 they see him! Roger crosses the finish line, and everyone claps _____ (6).
 "You've been walking all morning, Roger," says Sue. "You must be _____ (7)."
 "I _____ (8) am," says Roger, "but I'm also happy! I finished!"

B Write and number.



"Should we _____
 _____ Sue asks."

Roger crosses _____



Roger is _____


C Circle.

1. Sue, Brad, and Roger are together at the starting line. True False
2. Roger and Sue wait for Brad at the finish line. True False
3. Sue and Brad walk slowly, but Roger walks quickly. True False
4. All the students wait for Roger at the finish line. True False


D Write.

building websites you're right You should take a break.
playing the saxophone I sure am! You must be tired.



 I've been _____ all morning.



 I've been _____ all morning.

I think _____

E What about you? Write.

1. Do you like to walk slowly or quickly?

2. Do you walk to school from your house? How long does it take?

3. When you're tired, how do you like to relax?

Lesson 4 Origami

A Circle.

1. It isn't difficult to make a _____ century _____ out of paper.
samurai helmet
2. Scissors and staplers are important _____ papyrus _____ in a classroom.
tools
3. You must fold the _____ edge _____ of the paper carefully.
introduce
4. The teacher will _____ introduce _____ origami to the students.
tools

B Read and write.

Skills Tip

Words in parentheses () can give more information about something.

Make a Snowflake!



In the art of origami, paper objects can be made without using tools. Another kind of paper art is snowflake making.

All you need to make a paper snowflake is a square piece of paper (and scissors)!

The art of making paper snowflakes started over a century ago. Today, people in many countries make paper snowflakes (often to celebrate different winter holidays).

Paper snowflakes are usually made with white paper. The most popular paper snowflake has six sides (just like a real snowflake). Like a real snowflake, every paper snowflake is different from all the others.

To make a snowflake, you have to fold a piece of paper. You will also need scissors to cut the edges. So, get your paper and your scissors, and make some snowflakes!

1. What do you need to make a paper snowflake?

2. Why do people often make paper snowflakes?

C Write.

1. When did people start making paper snowflakes?

2. Can two real snowflakes be the same?

3. How many sides does the most popular paper snowflake have?

D Make a snowflake. Follow the steps.

Step 1



Fold a square piece of paper in half.

Step 2



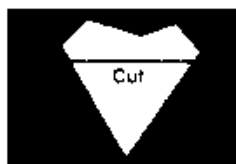
Fold point A to point C.

Step 3



Fold point D to point B.

Step 4



Cut along the top to make a triangle.

Step 5



Cut shapes out of the edges.

Step 6



Open the snowflake carefully.

E Think and write.

If every student in your class makes a paper snowflake, will some of them look the same or will they all look different?

4 Wants and Needs

Lesson 1 Healthy Habits

A Do the puzzle.

Across →

1.



Down ↓

4.



2.




5.



3.



6.



B Write.

1.



He's been using this kind of _____ for
a long time.

2.

_____ she was five.



3.






_____ six months.

C Unscramble.



1. _____
store / I / because / the / I / to / went / bottle / a / wanted / cologne / of
2. _____
went / store / I / to / the / because / I / of / needed / shampoo / a / bottle
3. _____
because / went / I / store / to / I / the / gel / tube / wanted / a / hair / of

D Write.



Lesson 2 Healthy Habits

A Write.

dental floss mouthwash deodorant lotion sunscreen conditioner

1.



2.



3.



4.



5.




6.



B Circle.

- | | | | |
|-------------------|-----------------------------|-------------------------|--------------------------------------|
| 1. You should use | deodorant
lotion | before you
after you | brush your teeth.
go to school. |
| 2. You should use | sunscreen
mouthwash | before you
after you | wash your hair.
brush your teeth. |
| 3. You should use | dental floss
conditioner | before you
after you | play tennis.
brush your teeth. |
| 4. You should use | dental floss
lotion | before you
after you | shower.
go to school. |
| 5. You should use | sunscreen
mouthwash | before you
after you | wash your hair.
play tennis. |
| 6. You should use | deodorant
conditioner | before you
after you | wash your hair.
brush your teeth. |

C Write.



1. He ran out of _____ while
he was at camp, so he bought some more.
2. _____

3. _____

Skills Writing

D Underline the coordinating conjunctions.

1. I use shampoo every day, but I don't use hair gel every day.
2. I ran out of lotion while I was at camp, and my friend did, too.
3. Should you floss your teeth before or after you brush them?
4. I put on deodorant and sunscreen before I play tennis.

E Underline the coordinating conjunctions. Then rewrite.

Many people like to go outside and exercise on sunny days, but it's important to keep your skin healthy. Before you play tennis or jog, put on sunscreen. After you come home and take a shower, put on lotion to keep your skin soft.

Lesson 3 Reading

A Write.

delighted stand makeup
 costumes lines without
 talent show wait signed up

The _____ (1) is tonight! Some of the students are wearing colorful _____ (2) and _____ (3) on their faces.



Danielle is nervous. She _____ (4) to act in a play, but now she can't remember her _____ (5). "I know," says her friend Cindy. "I'll _____ (6) in the back. I can tell you your lines."

Danielle feels better. When the show starts, she remembers all of her lines!

Cindy is _____ (7). "Good job!" she says after the show. "Everyone is going to the pizzeria. Should I _____ (8) until you're ready?"

"No," says Danielle. "Just go _____ (9) me."

"OK," says Cindy. "See you there!"

B Match.



•

•

•

•

•

•

a.

b.

c.

When the show starts, Danielle remembers all of her lines!

Some of the students are wearing colorful costumes and makeup on their faces.

"I know," says Danielle's friend Cindy. "I'll stand in the back. I can tell you your lines."

C Write.

1. What are some of the students wearing for the talent show?

2. Why is Danielle nervous?

3. Does Cindy tell Danielle her lines? Why not?

D Write.

Should I wait until you're ready? OK. See you there.
if you don't mind No, not at all. No, just go without me.





Yes

E What about you? Write.

1. Have you ever been in a talent show? What did you do?

2. Have you ever worn a costume for a play? What did it look like?

3. What do you do when you're ready to go, and your friend isn't ready?

A Write.

evaporation water vapor precipitation cycle condensation collection

1. The water _____ has four parts.
2. _____ happens when the clouds get very heavy.
3. When people use the water for drinking, it's the _____ step of the water cycle.
4. When hot water goes into the air as water vapor, it's called _____.
5. When water vapor gets cold and becomes clouds, it's called _____.
6. _____ is a gas, rain is a liquid, and snow is a solid.

B Read and write.

Skills Tip


Diagrams help explain specific words and actions.

Kinds of Precipitation

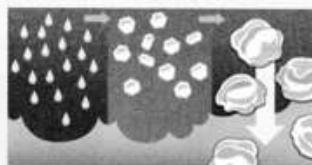
Precipitation is the step of the water cycle when water returns to the earth. However, it doesn't always return as rain. There are other kinds of precipitation. What are they?

Snow is also a kind of precipitation. Snow is made in the air when water vapor turns into

How snow is made



How ice is made



ice. The ice turns into snowflakes and falls to the earth as snow. If you ski or snowboard, snow might be your favorite kind of precipitation!

Another kind of precipitation happens when water vapor turns into rain and the rain turns into ice. This ice can be very small, or it can be as big as a golf ball. Then it becomes very dangerous and can hurt plants and other living things.

1. When snow is made, does water vapor turn into rain or ice?

2. When snow is made, does ice turn into rain or snow?

3. When ice is made, does rain turn into ice or snow?

C Circle.

- | | | |
|--------------------------------------------------------------|------|-------|
| 1. Water always returns to the earth as rain. | True | False |
| 2. Snow is a kind of precipitation. | True | False |
| 3. Ice that falls to the earth can be as big as a golf ball. | True | False |
| 4. Precipitation is when water becomes clouds. | True | False |

D Fill in the chart. Then write.

ice rain water vapor ~~snow~~

	How snow is made	How ice is made
Step 1		
Step 2		
Step 3	snow	

1. What happens after water vapor turns into ice?

Ice turns into _____

2. What happens after water vapor turns into rain?

3. What happens before ice turns into snow?

E Think and write.

Ice that falls to the earth can hurt plants and other living things, but rain doesn't. Why?

✓ Check Up 2

Units 3 and 4

A Correct and write.

1. dental gel
2. live in a laptop
3. play comic books
4. own Paris
5. hair floss
6. collect the saxophone

1.



dental floss

2.



3.



4.



5.



6.



B Circle.

1.



Why does she going to the store?

How is she going to the store?
Because she wants a tube of soap.
needs a bar of soap.

2.



How long have you are volunteering at a soup kitchen?
much been

For a long time.
Since

3.



You should use mouthwash after you wash your hair.
conditioner before

4.



How long have he liked mystery novels?
has he like

He's liked mystery novels for July.
since

C Read, circle, and write.

1. Why is he _____ to the store?

- a. going b. go c. went

Because



2. How long have you been _____ websites?

- a. built b. build c. building



3. How long have you _____ a smartphone?

- a. have b. had c. has



4. He ran _____ sunscreen while he was at camp,

- a. off with b. in to c. out of

so



D Look at the pictures. Write.

Should I wait until you're ready?

I've been walking all morning.

1.



2.




E How long have you known your best friend? Write.

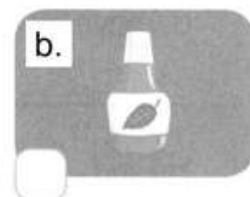
F Decode the words. Then number.

a	b	c	d	e	f	g	h	i	j	k	l	m
15	12	3	19	22	5	17	25	7	11	1	8	23
n	o	p	q	r	s	t	u	v	w	x	y	z
13	18	4	2	24	9	20	14	26	6	21	10	16

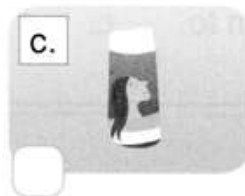
1. $\overline{9}$ $\overline{25}$ $\overline{15}$ $\overline{23}$ $\overline{4}$ $\overline{18}$ $\overline{18}$




2. $\overline{3}$ $\overline{22}$ $\overline{13}$ $\overline{20}$ $\overline{14}$ $\overline{24}$ $\overline{10}$




3. $\overline{22}$ $\overline{26}$ $\overline{15}$ $\overline{4}$ $\overline{18}$ $\overline{24}$ $\overline{15}$ $\overline{20}$ $\overline{7}$ $\overline{18}$ $\overline{13}$




4. $\overline{19}$ $\overline{22}$ $\overline{18}$ $\overline{19}$ $\overline{18}$ $\overline{24}$ $\overline{15}$ $\overline{13}$ $\overline{20}$




5. $\overline{7}$ $\overline{13}$ $\overline{20}$ $\overline{24}$ $\overline{18}$ $\overline{19}$ $\overline{14}$ $\overline{3}$ $\overline{22}$




6. $\overline{23}$ $\overline{18}$ $\overline{14}$ $\overline{20}$ $\overline{25}$ $\overline{6}$ $\overline{15}$ $\overline{9}$ $\overline{25}$



7. $\overline{9}$ $\overline{20}$ $\overline{14}$ $\overline{19}$ $\overline{10}$ $\overline{12}$ $\overline{15}$ $\overline{8}$ $\overline{8}$ $\overline{22}$ $\overline{20}$



8. $\overline{3}$ $\overline{18}$ $\overline{8}$ $\overline{18}$ $\overline{17}$ $\overline{13}$ $\overline{22}$




A Read and write.
Kyle Kelly, Saxophone Player

Kyle Kelly was born in the city of Cork, Ireland on July 2, 1986. He started to play the saxophone when he was 10 years old. He practiced two or three hours almost every day. When Kyle was 16, he won a music competition in Dublin.

After high school, Kyle went to Paris because he wanted to study jazz music there. He's been living in Paris since then. Kyle plays the saxophone every weekend in the city with other jazz musicians. In his free time, Kyle likes to read mystery novels in French. He's also belonged to a judo club for many years.

1. How often does Kyle play the saxophone with other musicians?

2. How long has Kyle belonged to a judo club?

B Circle the words after *for*. Underline the words after *since*. Then rewrite using the other word.

1. Kyle's friend Kim is 28. She's been living in Paris since she was 22.

Kim has been living in Paris for six years.

2. Kyle has been playing the saxophone for a long time. He started when he was ten.

3. Kyle joined a judo club in 2012. He's belonged to the judo club for many years.







C Answer the question in two different ways. Circle the words after *for*. Underline the words after *since*.

How long have you known your best friend?

5 Around Town

Lesson 1 Places to Go

A Circle.

- | | | | | | |
|----|------------------------------------------------------------------------------------|----------------------------------------------------------------|----|-------------------------------------------------------------------------------------|----------------------------------------------------------------------|
| 1. |  | <p>pizzeria
pet shop
bakery
deli</p> | 2. |  | <p>deli
convenience store
jewelry store
pet shop</p> |
| 3. |  | <p>jewelry store
deli
convenience store
bakery</p> | 4. |  | <p>jewelry store
pet shop
pizzeria
convenience store</p> |
| 5. |  | <p>bakery
convenience store
pizzeria
pet shop</p> | 6. |  | <p>jewelry store
bakery
deli
pizzeria</p> |

B Look at A. Write.

masking tape ~~dog food~~ pizza sandwich bracelet bread

1. She went to the pet shop because she needed dog food.
2. He went to the _____ because he wanted a _____.
3. She went to the _____ because she wanted a _____.
4. He went to the _____ because he needed _____.
5. She went to the _____ because she wanted a _____.
6. He went to the _____ because he wanted _____.

C Circle and write.



1. The boy _____ to the jewelry store _____ older brother.
 The girl who is going to the pizzeria is my younger sister.
2. The boy _____ to the pet shop _____ younger brother.
 The girl _____ to the deli _____ older sister.
3. The boy _____ to the convenience store _____ older sister.
 The girl _____ to the bakery _____ younger brother.

D Unscramble.



younger / is / one / sister / which / your

who / she's / shop / one / is / the / pet / going / to / the



your / is / which / brother / one / older

the / he's / is / going / the / who / one / bakery / to

Lesson 2 Places to Go

A Unscramble and number.



1. _____

cecsein esmumu

2. _____

dareca

3. _____

tra lagrely

4. _____

strops dasimut

5. _____

laml

6. _____

tekas prka

B Write and match.

1. Dad, I'm going to the



_____ skate park.

2. Mom, I'm going to the



_____ science museum.

3. Dad, I'm going to the




_____ What did he say?

_____ He said that he was

_____ going to the arcade.

C Circle.


1. Dad, I'm going to the .



Did he say that he was going to the art gallery?

Yes, he did.

No, he didn't.


2. Mom, I'm going to the .



Did she say that she was going to the science museum?

Yes, she did.

No, she didn't.

3. Mom, I'm going to the .



Did she say that she was going to the arcade?

Yes, she did.

No, she didn't.

Skills Reading

D Read and write.

Meeting Ashley

Rachel walks over to Ashley's house on Sunday afternoon. She sees Ashley's brother Tom in the yard.

"Hi, Tom," she says. "Where's Ashley?"

"She isn't here. She said that she was going to the mall," says Tom.

"Did she say that she was going to the art gallery, too?" asks Rachel.

"I don't know," says Tom. "I'll ask my mom." Tom goes into the house. Two minutes later, he comes back outside.

"What did your mom say?" asks Rachel.

"She said that Ashley was going to the mall, and then she was going to meet you at the art gallery at three o'clock."

"Great!" says Rachel. "Thanks, Tom!"

1. Where is Ashley when Rachel comes to her house?

2. Did Ashley say that she was going to the pet shop?

3. Where is Ashley going to meet Rachel?

Lesson 3 Reading

A Write.

stamp pocket envelope
early sidewalk falls
missing baseball card



Marco and Peter collect baseball cards. Marco decides to give his best baseball card to Peter as an _____ birthday present.

(1)

Marco puts the card in an _____ and writes Peter's name and address on it. He rides his bike to the post office to get a stamp, but the card

_____ out of his _____.

(3)

(4)

A kind postal worker sees Peter's card on the

_____. She reads the address and puts the card in Peter's mailbox.

(5)

The next day, Marco is sad about the _____ card. Then Peter calls him. "I really

(6)

like the _____ you gave me for my birthday," Peter says. "It came here

(7)

without a _____!"

(8)

Marco is very surprised. "Wow! I'm glad you got it," he says.

B Unscramble.

1. _____
stamp / here / it / a / came / without

2. _____
baseball / Marco / collect / cards / and / Peter

3. _____
kind / sees / on / card / worker / the / a / Peter's / sidewalk / postal

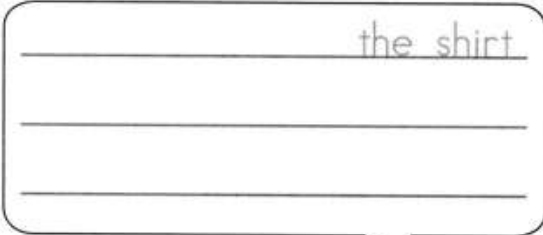
4. _____
very / Marco / surprised / is

C Circle.

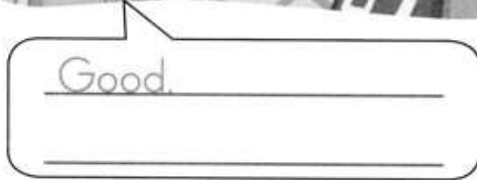
- | | | |
|---------------------------------------------------------|------|-------|
| 1. Peter gives his best baseball card to Marco. | True | False |
| 2. A postal worker puts the card in Peter's mailbox. | True | False |
| 3. Marco forgot to put a stamp on the envelope. | True | False |
| 4. Marco is surprised that Peter got the baseball card. | True | False |

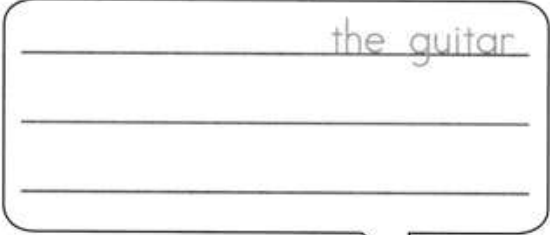
D Write.


I'm happy to hear that. I really like
I'm glad you like it. you gave me for my birthday

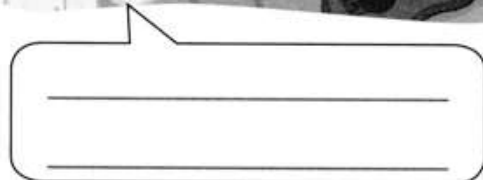
1. 





2. 





E What about you? Write.

1. What special present have you received from a friend?

2. What special present have you given to a friend?

3. How often do you go to the post office in your town?

Lesson 4 The Human Body

A Find and circle.

bone
muscle
ligament
tendon
support
protect



B Read and write.

Skills Tip

Looking up a word in a dictionary helps you to remember it better.

The Bones of Your Hands and Feet

Your hands and feet can do amazing things, and you can thank your bones for that. Each of your hands has twenty-seven bones, and each of your feet has twenty-six bones! Muscles, ligaments, and tendons work together with those bones to help you work and play.

Your hand bones help you play the piano and shake hands with a friend. Because of your hand bones, you can hold a pencil, use chopsticks, and make a model.

Your foot bones help you stand, walk, run, and kick. Because of your foot bones, you can play soccer and many other sports.

Our hand and foot bones are strong, but we still need to protect them. Wear sports shoes and gloves when you play some sports.



1. What comes first in the dictionary, the word *muscle* or the word *ligament*?

2. Will you find the word *bone* near the front or the back of the dictionary?

3. Is the word *tendon* before or after the word *tennis* in the dictionary?

C Write.

1. Which has more bones, your hand or your foot?

2. What should you wear to protect your hands and feet?

3. How many bones do two hands and two feet have?

D Fill in the chart. Then write.

~~play the piano~~ hold a pencil run
use chopsticks stand kick

Sports and activities you can do because of your . . .			
Hand bones	<u>play the piano</u>	_____	_____
Foot bones	_____	_____	_____

1. What sports and activities can you do because of the bones in your hands?

I can

2. What sports and activities can you do because of the bones in your feet?

E Think and write.

Four fingers on your hand have three bones, but your thumb has two bones. Four toes on your foot have three bones, but your fifth toe has two bones. Which toe do you think has two bones, your big toe or your little toe? Why?

6 Our Planet

Lesson 1 Conservation

A Match. Then number.

1. recycle c a. the lights
2. reuse ____ b. a compost pile
3. plant ____ c. bottles and cans
4. turn off ____ d. the water
5. shut off ____ e. a garden
6. start ____ f. paper



B Look at A. Write.

1. She said that she was going to recycle bottles and cans.

2. _____

3. _____

4. _____

5. _____

6. _____

C Write and match.



If you want to help the
environment, _____
the lights.

• a. _____

• b. _____

water.

• c. _____

paper.

D Write.



1. If you want to help the environment, what can you do?

I can _____

2. _____

3. _____

Lesson 2 Conservation

A Write and number.

A	B	C	D	E	F	G	H	I	J	K	L	M
d	j	o	r	x	b	i	n	q	u	c	v	e
N	O	P	Q	R	S	T	U	V	W	X	Y	Z
k	y	a	s	h	z	m	t	f	l	w	p	g

1. _____

ADO OCJD KWCURMQ CJUQGAM

2. _____

UPNM DMJQPFWM QRCYYGHZ FPZQ

3. _____

ZDCX OCJD CXH LMZMUPFWMQ

4. _____


UPNM YJFWGK UDPHQYCDUPUGCH

5. _____

NMMY URM PGD KCHAGUGCHMD CH WCX

6. _____

JQM MHMDZO-QPLGHZ WGZRU FJWFQ



B Look at A. Write.

1. If we dry our clothes outside, we'll conserve energy.

2. _____




3. _____

4. _____

5. _____

6. _____

C Circle.

1.  He'll conserve energy if he uses energy-saving light bulbs.
She'll conserve energy if she takes reusable shopping bags.
2.  He'll conserve energy if he dries her clothes outside.
She'll conserve energy if she grows his own vegetables.
3.  He'll conserve energy if he keeps the air conditioner on low.
She'll conserve energy if she takes public transportation.

Skills Writing

D Add commas.

1. If you see Maria at school, tell her to call me.
2. I have six apples. If I give you two apples how many apples will I have?
3. If you want to dry your clothes outside wash them on a sunny day.
4. If I plant a garden this spring will you help me?

E Add commas. Then rewrite.

If you want to help the environment there are many things you can do. If you see a can on the street pick it up and recycle it. If you eat an apple put it on your compost pile when you're finished.

Lesson 3 Reading

A Write.

spend time	fix
bicycle	money
would	school
reduce	tire
flat	spend



Kim rides her _____ (1) to school twice a week. One day after school, she sees that the front _____ (2) is _____. Kim calls her father. He drives to the school and puts the bicycle in the car.

"Dad, if I had a new bicycle, I _____ (4) use it all the time,"

Kim says.

"You would?" her father asks.

"Yes, of course," says Kim. "I would ride it to _____ (5) every day. We would save _____ (6)."

"I have a better idea," says Kim's father. "I'll _____ (7) your tire. Then we'll ride our bicycles together. That will _____ (8) how much we have to _____ (9)."

Now Kim and her father _____ (10) together. They're happy!

B Write and number.



"I have _____," says Kim's father. "I'll fix _____"



One day after school, Kim _____"



"Dad, if I had _____," Kim says.

C Write.

1. When does Kim see the flat tire?

2. What would Kim do if she had a new bicycle?

3. What do Kim and her father do after he fixes her tire?

D Write.

If I had a new you sure I would use it all the time
Definitely. You would? Yes, of course.



calculator



tent



Are



E What about you? Write.

1. How often do you ride your bicycle to school?

2. What things has your father or mother repaired at home?

3. What do you and your family like to do when you spend time together?

Lesson 4 Recycling

A Unscramble.

- _____ 2. _____
erwop nalpt loitulpon
- _____ 4. _____
yactrof ticslap
- _____ 6. _____
flamhur micalech

B Read and write.

Skills Tip

A large topic such as pollution is often arranged into categories (example: land, air, and water).

Let's Recycle!

Many of the items we use can be recycled. Whenever we recycle, we reduce pollution. Here are some items that you can recycle every day.

Paper

People use a lot of paper. We can now recycle old paper to make new cardboard, books, and magazines. Recycling paper also saves trees!

Plastic

Many drinks come in plastic bottles, and many items that we buy come in plastic bags.

We recycle plastic bottles and bags to make clothing, toys, and other things.

Glass and Cans

We recycle used soda cans to make new soda cans. We recycle glass bottles to make new glass items. We also recycle glass bottles to make new roads!

The next time you use paper, plastic, glass, or cans, recycle them. You'll make the Earth a more beautiful place.

1. Is a magazine made of paper, plastic, or glass?

2. What plastic items can we recycle?


3. What can we make when we recycle glass bottles?

C Circle.

- | | | |
|----------------------------------------------|------|-------|
| 1. Whenever we recycle, we reduce pollution. | True | False |
| 2. Recycled paper can make new roads. | True | False |
| 3. We recycle plastic to make clothing. | True | False |
| 4. Recycling paper saves trees. | True | False |

D Recycle the items. Then write.

~~magazines~~ glass bottles plastic bottles
soda cans cardboard plastic bags



1. What happens when we recycle plastic bags?

Whenever we recycle plastic bags, we reduce pollution.

2. What happens when we recycle cardboard?

3. What happens when we recycle soda cans?

E Think and write.

In many supermarkets, you can ask for plastic bags or paper bags. A third choice is to take your own shopping bags. Which do you think is the best choice? Why?

✓ Check Up 3

Units 5 and 6

A Unscramble and number.

1. _____

tra laelrgy

2. _____

eepk het ria noircediton no owl

3. _____

ropsts itamuds

4. _____

rtun fof hte sgihtl

5. _____

ept psoh

6. _____

aekt cubilp stiatonatropnr

a.



d.



b.



e.



c.



f.



B Complete the sentences. Then number.

convenience store – sister conserve energy – dries her clothes outside
said – skate park environment – plant a garden

1. She'll _____ if she

2. The girl who is going to the _____

_____ is my older _____

3. If you want to help the _____,

4. She _____ that she was going to the



C Unscramble and write. Then number.

1. older / one / your / Which / is / brother / ?

He's the one who is going to the bakery.

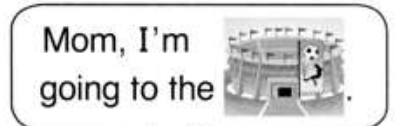
2. what / want / help / If / , / can / do / the / you / to / environment / you / ?

I can recycle bottles and cans.

3. science / that / she / going / Did / say / was / the / she / museum / to / ?

No, she didn't.

4. energy / take / bags / we'll / , / If / shopping / we / reusable / conserve / .



D Look at the pictures. Write.

1. If I had a new bicycle, I would use it all the time.



I'm happy to hear that. You would?

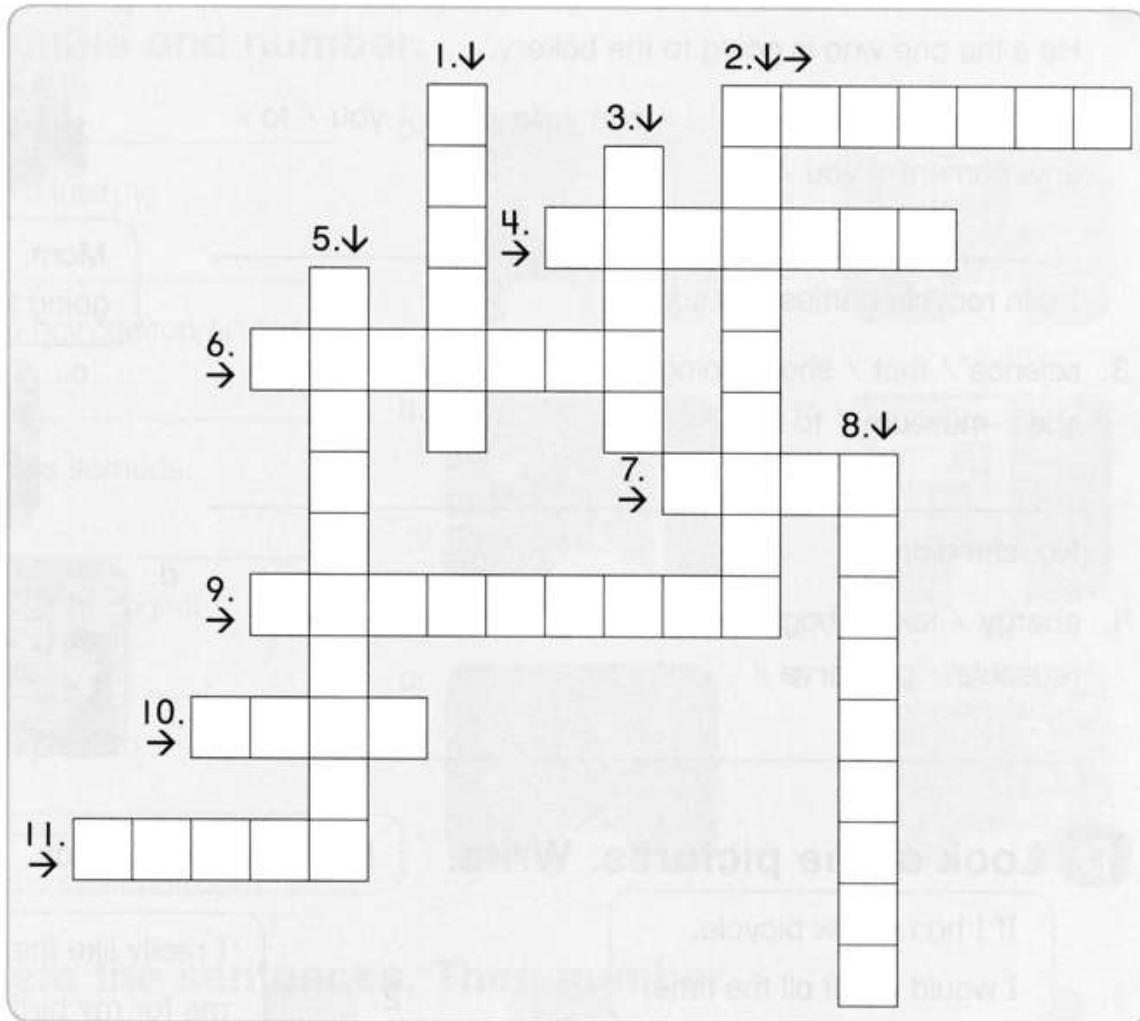
2. I really like the card you gave me for my birthday.



E What can you do at school to conserve energy? Write.

F Do the puzzle.

- arcade
- bulbs
- chemicals
- compost
- deli
- factories
- jewelry
- ligaments
- mall
- reuse
- tendons
- vegetables




Across →

2. We are going to start a _____ pile at school.
4. She bought a necklace at the _____ store.
6. _____ attach your muscles to your bones.
7. Let's go shopping for comfortable shoes at the _____.
9. Some _____ put pollution into the air.
10. He's eating a sandwich and salad at the _____.
11. Our school will use energy-saving light _____ to conserve electricity.

Down ↓

1. We can play video games at the _____.
2. Dangerous _____ can be harmful to plants and animals.
3. We should always _____ paper.
5. You can plant a garden and grow your own _____.
8. _____ connect your bones together.

A Read and write.**The Walking Club**

Do you want to help the environment and stay healthy at the same time? Then join the Oakwood Elementary Walking Club. Two students, Albert Gomez and Linda Hanson, started the club. Twelve students are in the club now.

Students in the club walk to school, to the convenience store, and to many other places. "We're walking to the mall on Saturday," said Albert.

Linda has taken many photos, and she has built a website for the club. "It's easy to see us in the photos," she said. "We're the ones who are wearing white shirts with sneakers on them!"

If more students join the walking club, we'll conserve a lot of energy. Join the walking club and get your white shirt today!

1. Why is it easy to see the students in the club?
2. If more students join the club, what will happen?

B Underline the word *who*. Draw an arrow from *who* to the name or names. Then rewrite.

1. Albert is the one who is holding the red umbrella.

2. Albert and Linda are the ones who started the walking club.

3. Linda is the one who has taken many pictures.

C Write a sentence using the word *who*. Underline the word *who*. Then draw an arrow from *who* to the name or names.

7 Achievements

Lesson 1 The Arts

A Circle.

- 

Beethoven's symphonies
Picasso's paintings
Michelangelo's sculptures
Shakespeare's plays
- 

Shakespeare's plays
Beethoven's symphonies
Balanchine's ballets
Verdi's operas
- 

Balanchine's ballets
Verdi's operas
Picasso's paintings
Beethoven's symphonies
- 

Michelangelo's sculptures
Shakespeare's plays
Verdi's operas
Balanchine's ballets
- 

Picasso's paintings
Michelangelo's sculptures
Verdi's operas
Balanchine's ballets
- 

Beethoven's symphonies
Michelangelo's sculptures
Picasso's paintings
Shakespeare's plays

B Look at A. Write.

1. If you like paintings, you should see Picasso's paintings.

2. _____

3. _____ hear _____

4. _____

5. _____

6. _____

C Connect.



Verdi's operas are performed here.

Beethoven's symphonies are displayed here.



Picasso's paintings are performed here.

Michelangelo's sculptures are displayed here.



Balanchine's ballets are performed here.

Shakespeare's plays are displayed here.

D Unscramble and match.

1. _____
 plays / here / performed / whose / are

•

• a.



here / Shakespeare's / are / plays / performed

2. _____
 sculptures / here / displayed / are / whose

•

• b.



displayed / here / Michelangelo's / are / sculptures

3. _____
 are / whose / here / performed / operas

•

• c.



Verdi's / performed / operas / here / are

Lesson 2 Engineering Projects

A Match. Then number.

1. Seikan ____

a. Canal

2. Taipei 101 ____

b. Railway

3. Erie ____

c. Tunnel

4. Oliveira ____

d. Dam

5. Hoover ____

e. Bridge

6. Trans-Siberian ____

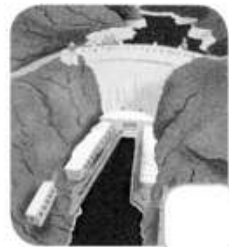
f. Building



2004



2008



1936



1825



1988



1916

B Look at A. Write.

1. The Seikan Tunnel was completed in 1988.

2. _____

3. _____

4. _____

5. _____

6. _____

C Write.

Oliveira Bridge 2003 finished started constructed
Hoover Dam was when 1936

1.



1931–1936

_____ was the _____

constructed?

It was _____ in 1931, and it was _____

in _____.

2.



2003–2008

_____ was the _____

_____?

It _____ in _____, and it

_____ in 2008.

Skills Reading

D Read and write.

A Visit to Tokyo Tower

Toshi and Kenji are students in Tokyo, Japan. Today, they and their classmates are visiting Tokyo Tower.

“This is a beautiful tower,” says Kenji. “When was it constructed?”

“I think it was finished in 1958,” says Toshi. “Is that right, Mr. Endo?”

“You’re right, Toshi,” says Mr. Endo. “It was started in June 1957, and it was finished in December 1958.”

“Wow, that’s only eighteen months,” says Kenji.

“That’s right,” says Mr. Endo. “Over one hundred fifty million people have visited the tower since it was finished.”

1. When was Tokyo Tower started?

2. When was Tokyo Tower finished?



3. How long did it take to construct Tokyo Tower?


C Circle.



- | | | |
|----------------------------------------------------------------------------|------|-------|
| 1. Kevin and his father are visiting Tokyo. | True | False |
| 2. Kevin and his father are seeing Shakespeare's <i>Henry the Eighth</i> . | True | False |
| 3. Kevin uses a translation screen to understand the actors. | True | False |
| 4. The actors in the performance are speaking English. | True | False |


D Write.

I knew that Picasso's paintings are displayed here
this bridge was completed in 1887 I didn't know that.

1.   Did you know that _____

 Yes _____

2.   Did you know that _____

 _____

E What about you? Write.

1. What plays have you seen? Where did you see them?

2. Which do you like better, museums or theaters?

3. Where have you gone sightseeing with your parents?

Lesson 4 Engineering Projects

A Circle.

1. Tunnels can now go under a large height.
body of water.
2. The Golden Gate Bridge has a daily
height of 227 meters.
3. The Channel Tunnel is the longest width
underwater tunnel.
4. Underwater
Modern bridges are often much longer than older ones.

B Read and write.

Skills Tip

Scan the reading for numbers and dates.

Tunnels and Bridges

The Laerdal Tunnel in Norway

The Laerdal Tunnel is the longest tunnel in the world for cars and trucks. It was started in 1995, and it was finished in 2000. The tunnel has a height of 9 meters, a width of 9 meters, and a length of 24.5 kilometers.



About one thousand cars and trucks go through the tunnel daily.

The Millau Bridge in France

The Millau Bridge is the tallest bridge in the world. It was started in 2001, and it was finished in 2004. The bridge has a height of 343 meters, a width of 32 meters, and a length of 2.46 kilometers.

About twelve thousand cars and trucks go over the bridge daily.



1. What year was the Laerdal Tunnel finished?

2. How many cars and trucks go over the Millau Bridge daily?

3. What is the height of the Millau Bridge?

C Write.

1. Which was started first, the Laerdal Tunnel or the Millau Bridge?

2. What country is the Laerdal Tunnel in?

3. How many years did it take to build the Millau Bridge?

D Fill in the chart. Then write.

	Construction started	Construction finished	Height	Width	Length	Daily use
Laerdal Tunnel	1995					
Millau Bridge						

1. Which is newer, the Laerdal Tunnel or the Millau Bridge?

2. Which is longer, the Laerdal Tunnel or the Millau Bridge?

3. Which has more daily use, the Laerdal Tunnel or the Millau Bridge?







E Think and write.

Some tunnels go through mountains. Some roads go over mountains. Do you think it's better to build a tunnel through a mountain or a road over a mountain? Why?

8 Graduation Day

Lesson | Adjectives

A Connect.

- | | | | | | |
|----|------------------------------------------------------------------------------------|-----------------------------------------------------------|----|-------------------------------------------------------------------------------------|----------------------------------------------------|
| 1. |  | bored audience
boring speech | 2. |  | interested performance
interesting guests |
| 3. |  | exciting award recipients
excited award ceremony | 4. |  | bored audience
boring speech |
| 5. |  | exciting award recipients
excited award ceremony | 6. |  | interesting guests
interested performance |


B Look at A. Write.

1. It's a really boring speech.
2. They're really interested guests.
3. _____
4. It's _____
5. _____
6. _____

C Circle.

1. This year the guests are interested, but last year they were even more interested.
interesting,
2. This year the award ceremony is exciting, but last year it was even more exciting.
award recipients
3. This year the speech is boring, but last year they was even more boring.
it

D Write.



The award ceremony is exciting this year,
and it will be just as exciting next year.




The guests _____ this
year, and _____ just as _____
next year.



The audience _____ this year,
and _____ just as _____
next year.

Lesson 2 Things to Do


A Circle.

1.  pose for pictures
hang out with friends
open presents
write thank-you cards

2.  send text messages
visit relatives
write thank-you cards
pose for pictures

3.  visit relatives
pose for pictures
open presents
send text messages


4.  write thank-you cards
send text messages
hang out with friends
visit relatives

5.  hang out with friends
write thank-you cards
send text messages
open presents

6.  pose for pictures
visit relatives
open presents
hang out with friends


B Write.

1. I'm posing for pictures
now.



I've been
all afternoon.

2. _____



_____ day

3. _____



_____ morning

C Write.



What are you doing now?

I'm _____

What have you been doing all weekend?

I've been _____



I'm writing thank-you cards.

_____ all night?

I've been writing thank-you cards.

Skills Writing

D Circle the adjectives.

1. I thought the trip was **excited** / **exciting**, but Bill wasn't **excited** / **exciting** about it.
2. The play was **boring** / **bored**, and the audience looked **boring** / **bored**.
3. This book is so **amazed** / **amazing**! You'll be **amazed** / **amazing** when you read it.

E Circle the adjectives. Then rewrite.

The school performance last night was really **interesting** / **interested**. The most **amazing** / **amazed** part was the ballet dance at the end. The audience was never **boring** / **bored**. Even my little brother was **amazing** / **amazed** when he saw the dancers.

Lesson 3 Reading

A Write.

valedictorian	note
ceremony	where
curtains	nobody
replies	



The graduation _____ (1) at Karen's school is finished.

All the students are going home with their parents.

Karen is happy. Everybody said that her _____ (2)

speech was interesting. Now she wants to spend time with

Wendy, her best friend. Karen looks in the auditorium,

but _____ (3) is there. She looks behind the

_____ (4).

"Wendy!" she shouts. Nobody _____ (5).

Karen is disappointed. She walks to her mom's car. "Karen,

_____ (6) have you been?" her mom asks. "Wendy had to go home, but she left you

these flowers and a _____ (7)."

Karen looks at the note. It says, "Your speech was wonderful, Karen! Congratulations."

B Match.



• a. "Wendy had to go home, but she left you these flowers and a note."

• b. Everybody said that Karen's valedictorian speech was interesting.

• c. Karen looks behind the curtains. "Wendy!" she shouts. Nobody replies.

C Write.

1. Why is Karen happy after the graduation ceremony?

2. Where does Karen look for Wendy?

3. What did Wendy leave for Karen?

D Write.

Don't worry about it. What are you doing now? Sorry!

Where have you been? Sorry, I didn't hear my phone. It's OK.

1.



I had to wash my hands.

2.



E What about you? Write.

1. Have you ever listened to an interesting speech? What was it about?

2. In what month do students have a graduation ceremony at your school?

3. Where does your school have the graduation ceremony?

Lesson 4 **Discovery**

A Find and circle.

transparent
physicist
graphene
discover
carbon
flake



B Read and write.

Skills Tip

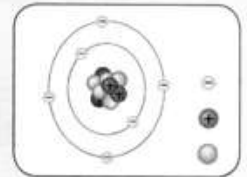
A question and its answer will have the same verb tense (past, present, or future).

Carbon

Carbon is very important in our world. All living things are made of carbon, including us! Plants, animals, and people are about eighteen percent (18%) carbon.

Where does carbon come from? All carbon came from stars like our sun. On Earth, plants get the carbon they need from the air. Animals and people get the carbon they need by eating plants or other animals.

Most of Earth's carbon is under the ground. It comes from ancient plants and animals. People use



this carbon for energy to heat homes and to power cars, trucks, and planes. Then it goes back into the air. Too much carbon in the air can be bad for our planet. We need to use carbon carefully.

1. How much of a plant is carbon?

2. Where did all carbon come from?

3. What do people do with the carbon that is found underground?

C Circle.

- | | | |
|----------------------------------------------------|------|-------|
| 1. Plants, animals, and people are made of carbon. | True | False |
| 2. Animals get the carbon they need from the air. | True | False |
| 3. Most of Earth's carbon is under the ground. | True | False |

D Match.

- | | |
|---------------------------------------------|------------------------------------------------|
| 1. Carbon is found in the air. ● | ● a. It is used by people for energy. |
| 2. Carbon is found in plants and animals. ● | ● b. It is used by plants to live. |
| 3. Carbon is found under the ground. ● | ● c. It is used by animals and people to live. |

E Look at **D**. Write.

1. Where can plants find the carbon they need to live?

They can find it

2. Where can animals and people find the carbon they need to live?

3. Where can people find the carbon they need for energy?

F Think and write.

After people use carbon to heat homes and power cars, the carbon goes into the air. Scientists are worried that there is too much carbon in the air, which can make Earth too warm. However, plants and trees take carbon from the air. So, what are some things that we can do to reduce the carbon in the air?



Check Up 4

Units 7 and 8

A Correct and write.

1. Trans-Siberian Bridge

2. hang out with audience

3. Oliveira sculptures

4. bored pictures

5. Michelangelo's Railway

6. pose for friends

1.



Trans-Siberian Railway

3.



5.



2.



4.



6.



B Circle.

1.



What

are

you been doing all day?

have

I've

opening

been

presents.

He's

opened

2.



Whose

symphonies are

displayed

here?

Who's

performed

Balanchine's

symphonies are

performed

here.

Beethoven's

perform

3.



When

was the Erie Canel constructed?

Where

It was started

at

1817, and it

is

finished in 1825.

in

was

C Read, circle, and write.

- Whose _____ are performed here?
 a. symphonies b. ballets c. plays


- When was the _____ constructed?
 a. Seikan Tunnel b. Hoover Dam c. Oliveira Bridge

- This year the _____ are excited,
 a. award recipients b. performance c. award ceremony
but last year

- What are you _____ now?
 a. visiting b. doing c. having



D Look at the pictures. Write.

1. 

I was sending text messages in my room. Sorry!
 Yes, I knew that.

2. 

E How will you celebrate your next birthday? Write.

A Read and write.**Shakespeare's *Romeo and Juliet***

William Shakespeare's play, *Romeo and Juliet*, was written sometime between 1591 and 1595. It is the story of a young Italian man named Romeo and a young Italian woman named Juliet. They want to be together, but their families do not like each other. *Romeo and Juliet* is Shakespeare's most famous love story.



Romeo and Juliet was probably first performed at The Theatre, a playhouse in London at that time. Many of Shakespeare's plays were performed there by a group of actors called The Lord Chamberlain's Men. In Shakespeare's time, there were no women actors. When *Romeo and Juliet* was performed, the actor who played Juliet was a young man.

Shakespeare wrote 37 plays during his life, but *Romeo and Juliet* is still one of his most popular plays.

1. Where were many of Shakespeare's plays performed?
-

2. Why did a young man play Juliet in Shakespeare's time?
-

B Underline the verbs. Circle the tense. Then rewrite in a different tense.

1. The actors will practice in the afternoon, and they will perform in the evening.

past present future

2. We watch Shakespeare's plays in English class.

past present future

C Write a sentence about yourself. Underline the verbs. Circle the tense.

past present future

Grammar Guide

Verb Tenses

There are twelve verb tenses. All verb tenses represent time.

Simple Present:	expresses a habitual or repeated action, or a constant state of being <i>I eat an apple every day at one o'clock.</i>
Simple Past:	expresses an action that took place at one point in the past <i>I ate an apple yesterday.</i>
Simple Future:	expresses an action that will (or is planned to) take place at one point in the future <i>I will eat an apple tomorrow.</i>
Present Progressive:	expresses an action that is ongoing at the present time <i>I am eating an apple now.</i>
Past Progressive:	expresses an action that was happening at a specific time in the past <i>I was eating an apple at one o'clock yesterday.</i>
Future Progressive:	expresses an action that will be happening at a specific time in the future <i>I will be eating an apple at one o'clock tomorrow.</i>
Present Perfect:	expresses a completed action that began in the past and is still true today <i>I have eaten an apple every day this year.</i>
Past Perfect:	expresses two completed actions, one of which happened earlier than the other <i>I had eaten a banana every day before I switched to apples.</i>
Future Perfect:	expresses an action that will be completed by a certain point in time <i>I will have eaten 365 apples by the end of this year.</i>
Present Perfect Progressive:	expresses an action that began in the past but is still happening now <i>I have been eating this apple for five minutes.</i>
Past Perfect Progressive:	expresses two actions which happened in the past, one of which happened earlier than the other. The older event was the one in progress at that time. <i>I had been eating bananas every day before I switched to apples.</i>
Future Perfect Progressive:	expresses an action that will be completed by a certain point in time <i>I will have been eating apples for a year on December 31st.</i>

Write the tense. Then rewrite in a different tense.

- The students are studying at the library now. _____
_____ past progressive
- We have gone to the beach every summer since I was born. _____
_____ present perfect progressive

3. Sam and Jeff read a lot of books about animals. Then they went to the zoo. _____
 _____ past perfect
4. Kelly plays tennis three times a week. _____
 _____ future progressive
5. Lee will have written his essay by Friday. _____
 _____ simple future
6. They will have been playing video games for three hours when it's seven o'clock. _____
 _____ past perfect progressive

Sentence Structures

There are four types of sentences.

Simple: expresses a complete thought and contains at least one subject and one verb
I like baseball.

Compound: contains two independent clauses, which are separated by a coordinating conjunction
I like baseball, but my cousin likes soccer.

Complex: contains an independent clause and at least one dependent clause, connected by subordinating conjunctions
I like baseball because it is an interesting game.

Compound-Complex: contains a compound sentence plus at least one dependent clause, connected by a subordinating conjunction
While we both like sports, my favorite sport is baseball, but my cousin likes soccer better.

Grammar Tip

And, or, but, nor, for, and yet are **coordinating conjunctions**.

Some **subordinating conjunctions** are *because, since, until, when, and while*.

Grammar Tip

An **independent clause** has a subject and a verb, and it can stand on its own as a complete sentence.

A **dependent clause** also has a subject and a verb, but it doesn't make sense by itself.

Circle.

1. John wanted to go swimming, but the pool was closed.
 (A) simple (B) compound (C) complex (D) compound-complex
2. After they watched a movie, Jenny and Allison caught a taxi to the mall.
 (A) simple (B) compound (C) complex (D) compound-complex
3. Our team won the game.
 (A) simple (B) compound (C) complex (D) compound-complex
4. Tom liked the performance, but Ellen went home because she thought it was boring.
 (A) simple (B) compound (C) complex (D) compound-complex

Modals

Modal verbs are a kind of auxiliary, or helping, verb. They must be used with a main verb. Modal verbs have a range of meanings and can sometimes be tricky.

Used to express a possibility or an option: can, may, might
You **may** want to study harder next time.

Used to express ability: can, able to
I **can** play tennis.

Used to express a strong suggestion: should, ought to
You **should** brush your teeth at least twice a day.

Used to express a need: must, have to
You **must** complete this form to go to summer camp.

Underline the modal verbs. Then write how they are used.

1. It might rain later. possibility
2. You should help your grandmother carry her bags. _____
3. Our English class must write a book report for Monday. _____
4. We can either go to the pool or the beach. _____
5. Can he speak French? _____

Active and Passive Voice

Active voice is much more common than passive voice and sounds stronger. Use passive voice when the object is more important than the subject.

Active Voice: The subject is the "doer" or source, and the object is the "receiver" or outcome.

S O
Thomas Edison invented the light bulb.

Passive Voice: The subject is the "receiver" or outcome, and the "doer" or source becomes part of a prepositional phrase. There is no object.

S prepositional phrase
The light bulb was invented by Thomas Edison.

Write the voice. Then rewrite in the other voice.

1. The workers repaired the building. _____

2. The mail was delivered at noon by the postal worker. _____

Direct Quotes and Reported Speech

Direct Quote: is the exact language said by the person who said it. It needs quotation marks (" ") on either end.

"The bus stop is on the corner," said my tour guide.

"Could you help me?" asked Sally.

Reported Speech: is a "report" or retelling of what someone else said. It does not need quotation marks, and often begins with *that* for statements or *if* for questions.

*The tour guide said **that** the bus stop is on the corner.*

*Sally asked **if** I could help her.*

Remember to change the pronouns since you are the reporter!

Rewrite in the other form.

1. Emily said that she wanted to go to the movies tonight.

2. Joe asked if he could borrow my book this weekend.

3. "Your homework today is Workbook page 50," our teacher said.

4. My mom said, "You should be home at seven o'clock for dinner."

Relative Clauses

Relative clauses work like adjectives, but they have a subject and verb and come after the noun they are describing. They usually begin with a relative pronoun, such as *who*, *which*, or *that*.

Who: use with people

The girl who is kicking the ball is my best friend. The relative clause answers "Which girl?"

Which and that: use with things or places

The jacket (that) I want is over there. The relative clause answers "Which jacket?"

Remember, sometimes "that" is omitted from the relative clause.

Unscramble.

- _____ on sandwich I want the that is left the
- _____ flowers best my likes that the mom the roses are
- _____ is sister girl who the wearing T-shirt the purple is her

Conditionals

A conditional statement is one that uses "if" to express a condition in order for something to happen. "Then" is often used with the outcome of the "if" clause.

Zero Conditional: Shows a general truth or a fact. Use simple present with both the *if* clause and the *then* clause.

If my mom asks, then I tell her.

First Conditional: Shows something that is possible or likely to happen. Use simple present with the *if* clause and simple future with the *then* clause.

If my mom asks, then I will tell her.

Second Conditional: Shows something that couldn't or didn't happen. It is not possible or likely to happen. Use the simple past with the *if* clause and the modal verb "would" with the *then* clause.

If my mom asked, then I would tell her.

Third Conditional: Shows something in the past that didn't happen. This can also be used for something that was impossible in the past. Use the past perfect with the *if* clause and "would have" with the *then* clause.

If my mom had asked, then I would have told her.

Write sentences using each of the conditionals.

it's sunny / go to the park

- If it's sunny, then we go to the park.
- _____
- _____
- _____