

2nd Edition

6

# Everybody UP

Student Book



Kathleen Kampa  
Charles Vilina



OXFORD  
UNIVERSITY PRESS

### No unauthorized photocopying

All rights reserved. No part of this publication may be reproduced, stored  
in a retrieval system, or transmitted, in any form or by any means, without  
the prior permission in writing of Oxford University Press, or as expressly  
permitted by law, by licence or under terms agreed with the appropriate  
reprographics rights organization. Enquiries concerning reproduction outside  
the scope of the above should be sent to the ELT Rights Department, Oxford  
University Press, at the address above

You must not circulate this work in any other form and you must impose  
this same condition on any acquirer

Links to third party websites are provided by Oxford in good faith and for  
information only. Oxford disclaims any responsibility for the materials  
contained in any third party website referenced in this work

ISBN: 978-0-19-410594-1 Student Book

Printed in China

This book is printed on paper from certified and well-managed sources

### ACKNOWLEDGMENTS

Oxford University Press would like to thank the thousands of teachers whose  
opinions helped to inform the first and second editions of this series, and in  
particular, the following reviewers:

**Yavuz Alaybeyoglu**, Dilek Ozer Primary School, Bursa, Turkey; **Yasna Karen Araya**, San Patricio School, Chile; **Ayoub Ait Ali**, Ministry of Education, Casablanca, Morocco; **Carol Barrera Catalán**, Hispano Chileno El Pilar, Chile; **Michael P. Bassett**, Osaka International School, Osaka, Japan; **Paul Richard Batt**, Elephant's Memory Learning Institute, Taichung; **Jawida Ben Afia**, Inspector General for Education, Tunis, Tunisia; **Lucas Bohaty**, Noda Gakuen Junior/Senior High School, Yamaguchi, Japan; **Clara Lee Brown**, University of Tennessee, Knoxville, USA; **Dana Buck**, Margaret Institute of Language (MIL), Chiba, Japan; **Tuba Ferzan Bütüner**, Best English Language Schools, Turkey; **Roberta Calderbank**, Educational Consultant, Riyadh, Saudi Arabia; **Angel Chang**, Li-Xing; **Shu Ping Chang**, Hao Wen, Keelung; **Phawante Charoenwong**, Anubanratchaburi English Program School, Ratchaburi, Thailand; **Whoisuk Jackie Che**, Hankuk University of Foreign Studies, Seoul, Korea; **Yuwen Catherine Chen**, Eden Language Institute, Taichung; **Yu Chenchen**, Phoenix City International School, China; **Yelling Cheng**, Jimanda English School; **Young-ae Chung**, International Graduate School of English, Seoul, Korea; **Cláudia Colla de Amorim**, Escola Móvil, São Paulo, Brazil; **Marisol Corres**, Colegio Gabriela Mistral, Mexico; **Grace Costa de Oliveira**, Colégio Franciscano Nossa Senhora Aparecida, São Paulo, Brazil; **Jose Dias**, Achieve Languages, Brazil; **Simon Downes**, Kozy Bear School, Tokyo, Japan; **Fulya Doyuran**, Ada Şafak Koleji Sakarya, Turkey; **Liliana Drago Lauezzari**, Colegio Maria Montessori, Piura, Peru; **Eren Duz**, Naside Halil Gelendost Primary School, Turkey; **Elaine Elia**, Escola Caminho Aberto, São Paulo, Brazil; **Erika Estrada Yanez**, Liceo Domingo Santa María, Arica, Chile; **Mark Evans**, Wisdom Bank Language School, Kaohsiung; **Fanny Fang**, Maple Leaf International School-Dalian Elementary School, China; **Anabelle Flores**, Universidad Tec Milenio Campus Cumbres, Mexico; **Natalia Fursova**, Take It To The Top (TTT), Seoul, Korea; **Sean Gallagher**, Happy English Club, Inc., Nagoya, Japan; **Tania Garcia**, Montessori Santa Terezinha, São Paulo, Brazil; **Patricia Gazzì**, Cristo Rei School, São Paulo, Brazil; **Yelena Grados Jauregui**, Los Rosales y Kinder Creativ, Peru; **Keith Grehan**, Mosaica Education, Abu Dhabi, United Arab Emirates; **Canan Gunel Duran**, Turkey; **Mariela Guzman**, Pehuen, Chile; **Anna Kyungmi Han**, EB (English Break) Language School, Paju, Korea; **Briony Hewitt**, ILA Vietnam, Ho Chi Minh City, Vietnam; **Kelly Hsu**, Kelly English School, Tainan; **Kyla KCW Huang**, Kang Ning English School, Hsinchu; **Lilian Itzcovitch Leventhal**, Colegio I.L. Peretz, São Paulo, Brazil; **Aaron Jolly**, Hanseo University, Seosan, Korea; **Susan Kao**, Wen-Hua Elementary School, Taipei; **Sean Pan-Seob Kim**, Kangseo Wonderland, Seoul, Korea; **Goekhan Koc**, Mudanya İbâi Cilingiroglu Ortaokulu, Mudanya, Turkey; **Charlotte Lee**, Jordan's Language School Headquarters, Taipei; **Hsiang-pao Sarah Lin**, Lincoln International Language School, Tainan;

**David Martin**, Busy Beavers English Resources, Vancouver, Canada; **Conrad Matsumoto**, Conrad's English House, Odawara, Japan; **Claudia Mauri**, Scuola Italiana Paritaria Arturo Dell'Oro, Chile; **Daniel McNeill**, Yokohama YMCA, Yokohama, Japan; **Paige Mitchell**, Toros Koliji, Turkey; **July Mostacero Ramirez**, Colegio Parroquial San Antonio de Huamanga, Ayacucho, Peru; **Monica Motomura**, Achieve Languages, Brazil; **Maria de Lourdes Moyeda Ibarra**, Universidad Tecmilenio Campus San Nicolás, Mexico; **Tyler Noell**, King George International College, Japan; **Jayanne Jieun Oh**, ALT English Academy, Seoul, Korea; **Ufuk Onadim**, Turkey; **Alexandra Ornston**, Connecticut English School, Gifu, Japan; **Kunjo Park**, Wizville Language Institute, Seoul, Korea; **Sung Hee Park**, Yonsei University Graduate School of Education, Anyang, Korea; **Dennis Patterson**, Okinawa Amicus International, Japan; **Juliana Queiroz Pereira**, Colégio Marista Arquidiocesano and Colégio I. L. Peretz, São Paulo, Brazil; **Saba'a Qhadi**, University of Qatar, Doha, Qatar; **Karyna Ribeiro**, Colégio Miguel de Cervantes, São Paulo, Brazil; **Charlie Richards**, The Learning Tree English School, Osaka, Japan; **Mark Riley**, Shane English School, Taipei; **Polly Windson Rufino**, Achieve Languages by Oxford, Brazil; **John Sanders**, Camelot English Study Centre, Tokyo, Japan; **Kaj Schwermer**, Eureka Learning Institute, Osaka, Japan; **Monika Soens Yang**, Taipei European School, Taipei; **Jiyeon Song**, Seoul, Korea; **Jason Stewart**, Taejeon International Language School, Daejeon, Korea; **David Stucker**, Myojo Elementary School, Beppu, Japan; **Levent Tezel**, English Art Dil Kursu, Bursa, Turkey; **Ana Tomazeli**, Achieve Languages Americana, Brazil; **Anabel Torres**, Universidad Autonoma de Baja California, Mexico; **Thabata Torres**, Achieve Languages, Braganca Paulista, Brazil; **Andrew Townshend**, Natural English School, Tokyo, Japan; **Thanaphong Udomsab**, Petchaburi Rajabhat University, Petchaburi, Thailand; **Emel Unal**, Sakarya Adabilim Koleji, Turkey; **Elsa Vargas**, International House Veracruz, S.C., Veracruz, Mexico; **Alíete Mara Ventura**, Escola Carandá, São Paulo, Brazil; **Melody Weng**, Taipei Municipal Jiuzhuang Elementary School, Taipei; **Necati Yalcin**, Maltepe Askeri Lisesi, Turkey; **Ariel Yao**, Ren Da English School, Taipei; **Jee Young Yoo**, Yonsei ELP, Wonju, Korea; **Min Jamie Zhang**, E-Trend Education, Beijing, China.

Cover Design: Yin Ling Wong

Cover Illustration: Fernando Volken Togni

Illustrations by: Scott Angle: 5, 14, 15, 21, 41, 54, 55, 61, 73, 82; Ken Batelman: 11, 70; Charlene Chua: 2, 4, 8, 12, 16, 24, 28, 32, 36, 44, 48, 52, 56, 64, 68, 72, 76; Sally Denton: 13, 62; Nathan Hale: 50, 51; Anna Hancock: 38, 39; Leslie Harrington: 34, 35, 84, 85, 86, 87, 88, 89, 90; Nathan Jarvis: 3, 22, 33, 42, 46, 47, 65, 81; John Kurtz: 23, 43, 63, 75 (kid-art), 83; Julissa Mora: 25, 45; Ben O'Brien: 18-19; Victor Tavares: 6, 7, 26, 27, 52, 74.

Commissioned photography by: Richard Hutchings/Digital Light Source, Cover photos, photos of kids in corners of pages, and all Project Page kids photos: 5, 7, 9, 11, 13, 15, 17, 19, 21, 23, 25, 27, 29, 31, 33, 35, 37, 43, 45, 47, 49, 51, 53, 55, 57, 59, 63, 65, 67, 69, 71, 73, 75, 77, 79 and 83.

We would also like to thank the following for permission to reproduce the following photographs: 10: chuong/Shutterstock; S.R.Lee Photo Traveller/Shutterstock; Tomml/istockphoto; Juhku/Shutterstock; Kobay Dagan/Shutterstock; Ilya D. Gridnev/Shutterstock; dashadima/Shutterstock; 15: Michal Rozanski/istockphoto; 30: benjamas154/Shutterstock; Pao Laroid/Shutterstock; Travelpix/Alamy; bonchan/Shutterstock; lemonpink/istockphoto; Elena Schweitzer/Shutterstock; 31: Lairt Keiows/Shutterstock; 35: Irina Nartova/Shutterstock; mihalec/Shutterstock; Blaz Kure/Shutterstock; Lusoimages/Shutterstock; vsevolod izotov/Shutterstock; 38-39: Avramescu Florin/Shutterstock; 38: Nataliya Hora/Shutterstock; Vaclav Volrab/Shutterstock; Gregor Kervina/Shutterstock; Sebastian Santa/istockphoto; 50-51: temet/istockphoto; 55: Goodluz/Shutterstock; 58-59: Iakov Kalinin/Shutterstock; 58: Photodisc/OUP; Peter Wey/Shutterstock; kkays2/Shutterstock; Tammy Bryngelson/istockphoto; Stéphane Bidouze/Shutterstock; Benjamin Goode/istockphoto; 62: Anouk de Maar/cultura/Corbis; 66: Jim Wark/Wark Photography; Bruno Morandi/Robert Harding World Imagery/Getty Images; Andy Z./Shutterstock; robert paul van beets/Shutterstock; MACHKAZU/Shutterstock; Danny Lehman/Corbis; 67: Bettmann/CORBIS; Hulton Archive/Stringer/Getty Images; PAULO WHITAKER/Reuters/Corbis; Benjamin D. Glaha/CORBIS; Louie Psihoyos/Louie Psihoyos/Corbis; Bettmann/CORBIS; 70-71: Library of Congress, Prints & Photographs Division, Reproduction number HAER PA.65-SMIT, 1-23; 70: Photodisc/OUP; Robert Schlesinger/dpa/Corbis; 78-79: Festa/Shutterstock; 78: Dennis Kitchen Studio, Inc./OUP; MARCEL ANTONISSE/epa/Corbis; Mats/Shutterstock; Ken Lucas/Visuals Unlimited/Corbis; Donald Sawvel/Shutterstock; Kayros Studio "Be Happy"/Shutterstock; 80: robert paul van beets/Shutterstock; 82: NaxosUSA/Shutterstock; 83: Kumer/iStockphoto; Back Cover: Vibrant Image Studio/Shutterstock.

Music by: Julie Gold, Red Grammer, and Ilene Weiss.

Special thanks to our extraordinary editors, our parents, and our children, John and Christian. Thank you for your patience and inspiration. —K.K. and C.V.

# Table of Contents

<b>Welcome</b> .....	2
<b>Unit 1 Getting Around</b> .....	4
<b>Unit 2 Family Life</b> .....	12
Check Up 1 .....	20
Skills 1 .....	22
Project 1 .....	23
<b>Unit 3 Student Life</b> .....	24
<b>Unit 4 Wants and Needs</b> .....	32
Check Up 2.....	40
Skills 2.....	42
Project 2 .....	43
<b>Unit 5 Around Town</b> .....	44
<b>Unit 6 Our Planet</b> .....	52
Check Up 3.....	60
Skills 3.....	62
Project 3 .....	63
<b>Unit 7 Achievements</b> .....	64
<b>Unit 8 Graduation Day</b> .....	72
Check Up 4.....	80
Skills 4 .....	82
Project 4 .....	83
<b>YLE Practice</b> .....	84
<b>Syllabus</b> .....	92
<b>Word List</b> .....	94



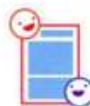
Class Audio CD



Group/Pair Work



Video



Poster

# Welcome

## A Listen, read, and say. 03

1. My new sandals are great. They were the most comfortable ones in the store, but they weren't the most expensive. My mom was happy about that! Which of your shoes are the most comfortable?



2. I always take a shower and wash my hair before I go to bed. Sometimes, I check my calendar, too. Oh, look! The class party is tomorrow. I'll take fruit juice, but I won't take soda. My classmates don't want soda. Which do you like better, juice or soda?



3. I've just turned off my computer. I've already done research for my report, uploaded some photos, and written some emails. I'm tired! Tomorrow is Saturday, so I can sleep late. What do you do on the computer? Do you sleep late on the weekends?



4. I've been to New Zealand. My family and I went there on vacation last summer. I learned how to dive. First, I felt nervous, but then, I felt confident. Now, I like scuba diving! Did you learn how to do something on your vacation?



## B What about you? Talk with your classmates.

**C Listen, ask, and answer. Then practice.**



What language do people speak in **Egypt**? They speak **Arabic**.



Egypt/Arabic




Korea/Korean



China/Chinese



Brazil/Portuguese



Japan/Japanese



Spain/Spanish


**D Listen, point, and say.**



How do I get to the auditorium?



Which units will be on the exam?



Will you be my partner for the project?



When is the report due?

# 1 Getting Around

## Lesson 1 Directions

**A** Listen, point, and say.



- 1 up the street
- 2 over the bridge
- 3 under the train tracks
- 4 around the fountain
- 5 along the river
- 6 down the stairs

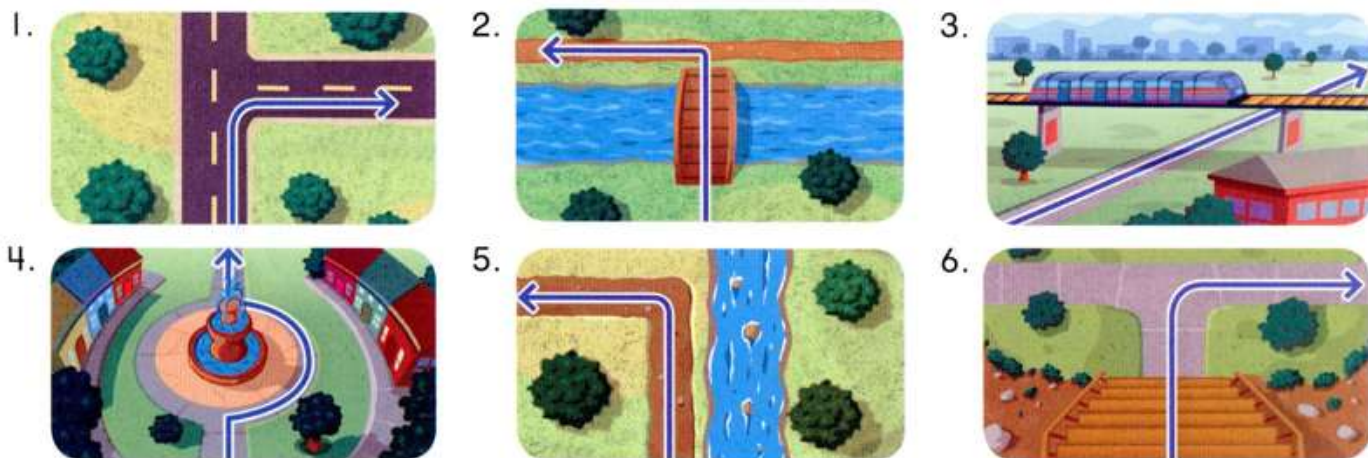
**B** Listen and number. Then talk about the picture.





**C Listen and say. Then practice.**  08

Walk **up the street** and

turn right.  
turn left.  
go straight.



**D Listen, ask, and answer. Then practice.**  09 

How do I get to the **hotel**?

First, walk **up the street** and **turn right**. Then, walk **over the bridge** and **turn left**.



hotel

supermarket

movie theater

**E Look at B. Point, ask, and answer.** 

How do I get to the coffee shop?

Walk over the bridge and go straight.

How do you get to your friend's house?



# Lesson 2 Transportation

## A Listen, point, and say.

1 catch a taxi

2 ride the ferry

3 take the subway

4 ride the bus

5 take the train

6 drive a car

## B Listen, ask, and answer. Then practice.

What did they do this morning? They caught a taxi to the zoo.

catch → caught  
ride → rode  
take → took  
drive → drove



morning / zoo



afternoon / aquarium



evening / library



evening / museum



afternoon / amusement park



morning / department store

**C Listen, ask, and answer. Then practice.**



How did you get to the **museum**? We **caught a taxi**.



museum



library



aquarium



amusement park



department store



zoo

**Skills** Listening & Speaking

**D Listen. Then answer the questions.**



1. a. They drove a car.  
b. They caught a taxi.  
c. They took the subway.  
d. They took the train.
2. a. He'll walk.  
b. He'll drive a car.  
c. He'll ride the bus.  
d. He'll ride the ferry.
3. a. They catch a taxi.  
b. They drive a car.  
c. They ride the bus.  
d. They take the subway.
4. a. He drove a car.  
b. He rode the ferry.  
c. He caught a taxi.  
d. He took the train.

How did you get to school this morning? Draw a map.

**E What about you? Ask and answer.**



1. Do you have a subway in your area? How often do you take it?
2. Which is cheaper, riding the bus or catching a taxi?
3. At what age can you drive a car in your country?
4. What's your favorite form of transportation?



**A** Talk about the story. Then listen and read.



## Finding the Fair

Mike, Danny, Emma, and Julie took the subway to Park Station and walked up the stairs to the street.

“Which way is the art fair?” asked Danny.

“Did you bring the directions?” asked Julie.

“No,” said Danny. “I thought you did.”



Then, Mike saw a park. “Maybe the art fair is over there!” he said. They walked up the street and turned left into the park **entrance**. Next, they walked along the river, but they still didn’t see the art fair. They wanted to ask for help.

“Excuse me,” Mike asked a man walking his dog. “We’re **looking for** the art fair.”

“The art fair? I think it’s in that direction,” said the man. He pointed behind them, toward the subway station.

They walked back, but they still couldn’t find it. They were all **disappointed**.

Danny **leaned** against a large building near the park entrance.

“What’s the matter?” a policeman asked.

“We can’t find the art fair,” said Julie.

“Oh, it’s in the library,” he said.

“Where’s the library?” asked Danny.

“You’re leaning against it,” **laughed** the friendly policeman. The four friends laughed, too.



## B Read and circle.

- |   |      |       |
|---|------|-------|
| 1. Emma and Julie brought the directions.             | True | False |
| 2. Danny and Mike brought the directions.             | True | False |
| 3. They turned left into the park entrance.           | True | False |
| 4. They asked the man walking his dog for directions. | True | False |
| 5. Danny leaned against the library.                  | True | False |
| 6. The policeman was angry.                           | True | False |

## C Sing. 15

### Thanks, Anyway

We're looking for the **art fair**.

The **art fair**? It's in that direction.

OK. Thanks.

We're looking for the **aquarium**.

The **aquarium**? Sorry, I don't know where it is.

Thanks, anyway. We can go to the **art fair** today.

soccer game  
amusement park

zoo  
museum

## D Listen and say. Then act. 16

We're looking  
for the art fair.

→ The art fair? It's  
in that direction.

→ OK. Thanks.

→ The art fair?  
Sorry, I don't  
know where it is.


→ Thanks, anyway.

Look at **A**. Why were the  
friends disappointed? Talk  
with your partner.




# Lesson 4 Sightseeing



**A** Watch the video. 

**B** Listen, point, and say. 

- |               |         |           |
|---------------|---------|-----------|
| 1 capital     | 2 busy  | 3 similar |
| 4 giant panda | 5 honor | 6 observe |

**C** Listen and read. 

## Sightseeing in Tokyo

With over 13 million people living there, Tokyo is one of the largest cities in the world. It is also the **capital** of Japan. Tokyo is a **busy** and exciting city with many places to see.



Tokyo Tower


Tokyo Tower is very **similar** to the Eiffel Tower in Paris but is nine meters taller. Tokyo Tower is not next to a train station, but you can catch a taxi or walk instead.

Ueno Zoo is Tokyo's most famous zoo. It has over 2,500 animals, including the popular **giant panda**. To get to Ueno Zoo, take the train to Ueno Station and walk for five minutes through Ueno Park.



Ueno Zoo

Meiji Shrine **honors** Japan's Emperor Meiji. You can find it inside a forest near Yoyogi Park. To get to Meiji Shrine, take the train to Harajuku Station and walk to the shrine entrance.



Meiji Shrine

Shinagawa Aquarium opened in 1991. You can **observe** penguins, sharks, and seals there. To get to Shinagawa Aquarium, you can ride a free bus from Oimachi Station.



Shinagawa Aquarium

Words on or below a picture are called captions. A caption gives information about the photo.

**D Ask and answer.**



1. What natural area is around Meiji Shrine?
2. What tower in Paris is similar to Tokyo Tower?
3. What animals can you observe at Shinagawa Aquarium?
4. Where can you see giant pandas in Tokyo?

**E Fill in the itinerary.**

**Shinagawa Aquarium** (near Oimachi Station)  
Open 10:00 A.M. to 5:00 P.M. Closed Tuesdays.

**Ueno Zoo** (near Ueno Station)  
Open 9:30 A.M. to 5:00 P.M. Closed Mondays.

**Tokyo Tower** (near Hamamatsucho Station)  
Open 9:00 A.M. to 10:00 P.M. daily.

**Meiji Shrine** (near Harajuku Station)  
Open sunrise to sunset daily.



*Itinerary*

Sunday—arrive at 1:00 P.M.

Monday

Tuesday

Wednesday—leave at 5:00 P.M.

**F Talk about your itinerary.**



I'm going to Meiji Shrine on Sunday afternoon.

I'll take the train to Harajuku Station and walk to the shrine entrance.

How will you get there?

Watch the video. What sites do you want to see in Paris? How will you get there? Tell a friend.

**G What about your town? Ask and answer.**



1. Do you have trains, buses, and taxis in your town?
2. When people visit your area, where do they want to go sightseeing?
3. What restaurants do you like to go to with your friends?

**H Look at the poster. Talk about it.**



# 2 Family Life


## Lesson 1 Responsibilities

**A** Listen, point, and say.  19

- |                           |                        |                          |
|---------------------------|------------------------|--------------------------|
| <b>1</b> read textbooks   | <b>2</b> pay bills     | <b>3</b> go to bed early |
| <b>4</b> repair the house | <b>5</b> type a report | <b>6</b> scrub the sink  |


**B** Listen and number. Then talk about the picture.  20 



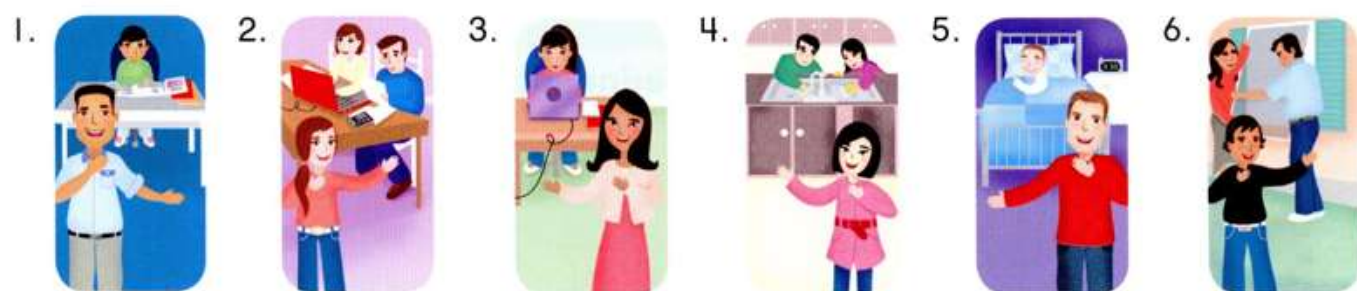
**C** Listen and say. Then practice. 


I have to **read textbooks**, but my parents have to **pay bills**, and my parents do, too.



**D** Listen and say. Then practice. 

I don't have to **read textbooks**, **pay bills**, but my **son** **daughter** **parents** **do** **does**.



**E** Look at **B**. Point, ask, and answer. 

Does she have to pay bills?

Yes, she does.

No, she doesn't.

What do you have to do at home?  
Make a list.



# Lesson 2 Privileges


## A Listen, point, and say. 23

- 1 call friends
- 2 stay up late
- 3 invite a friend over
- 4 watch a scary movie
- 5 sing karaoke
- 6 have a party

## B Listen and say. Then practice. 24

I can **call friends** on weekends, but I can't **call friends** on weekdays.

**Weekends:** Saturday Sunday    **Weekdays:** Monday Tuesday Wednesday Thursday Friday




**C Listen and say. Then practice.**  25

My | dad | mom | could call friends when | he | she | was my age, but my | mom | dad | couldn't.



**Skills** Reading & Writing

**D Listen and read. Then answer the questions.**  26

**Amusement Park Rules**

We ask our guests to remember these rules:

1. Guests should always wear sneakers. They should not wear sandals.
2. Guests can't use cell phones while on the rides. They may use them in the park, but please be polite.
3. Children must always stay with their parents.
4. Guests have to wear their seatbelts on all the rides.
5. Guests must buy food, snacks, and drinks inside the park.



1. What should guests wear on their feet?
2. What must guests buy inside the park?
3. What can guests use in the park but not on the rides?

What can you do on the weekend? Talk with your partner.



**E Circle the modal verbs.**

Can, may, should, must, and have to are modal verbs.

1. We should buy some snacks. I'm hungry.
2. My little brother and I must stay with our parents.
3. Can I use my cell phone now?

**A** Talk about the story. Then listen and read.



## Babysitting

Mike's parents are excited. Their **anniversary** is next Saturday. They plan to go to their favorite restaurant. They just need a **babysitter**.

"Mike, will you please babysit Leo next Saturday?" his mother asked him at dinner.

"Oh, Mom, do I have to?" Mike asked. "Danny's pool party is next Saturday, too."

"You don't have to, but you should," his father said. "Next Saturday is a **special day** for your mom and me. Think about it."



Mike went to his room and thought. Danny's party would be so much fun! Then, he thought about his parents. He went into the living room.

"Mom and Dad, I want to go to the party, but I want to help you, too," he said. "I'll babysit Leo next Saturday."

Next Saturday, it rained all morning. The phone rang. It was Danny.

"Hi, Mike! It's too rainy to swim outside. The party will be tomorrow instead," he said.

"That's great!" said Mike.

"Really?" asked Danny.

"Yes! I have to babysit Leo today." Mike smiled.

He and Leo played video games for a long time. When their parents came home, Mike told them the good news.

"See?" said Mike's dad. "Everything's fine!"

"Everything's better than fine," Mike said, **grinning**. "Everything's great!"



## B Who said it? Read and circle.

1. "Mom, do I have to?"
  - a. Leo
  - b. Mike
  - c. Mike's mother
  - d. Danny
2. "I want to help you, too."
  - a. Mike
  - b. Leo
  - c. Mike's mother
  - d. Mike's father
3. "Think about it."
  - a. Mike's mother
  - b. Mike
  - c. Danny
  - d. Mike's father
4. "The party will be tomorrow instead."
  - a. Mike's mother
  - b. Mike's father
  - c. Danny
  - d. Mike

## C Sing. 28

### Do I Have To?

Do I have to walk the dog?

Yes, I'm afraid you do.

I'm afraid you do.

All right, Dad.

Do I have to feed the cat?

Yes, I'm afraid you do.

I'm afraid you do.

All right, Mom.

Do I have to babysit?

You don't have to, but you should.

OK, I will.

OK, I will.

Do I have to clean my room?

You don't have to, but you should.

OK, I will.

OK, I will.

## D Listen and say. Then act. 29

Do I have to babysit?



You don't have to, but you should.



OK, I will.




Yes, I'm afraid you do.



All right, Mom.

Look at **A**.  
Why did Mike babysit Leo?





A Watch the video.



B Listen, point, and say.



1 addition

2 something

3 order

4 subtraction

5 multiplication

6 division

C Listen and read.



### Basic Math

You should use **addition** to help you add **something** to something else. You have downloaded sixteen songs. You add twenty-nine more.

$$16 + 29 = 45 \text{ songs}$$

≠ means "does not equal"

With addition, you can change the **order** of the numbers:

$$16 + 29 = 29 + 16$$

**Subtraction** is the opposite of addition. You take something away from something else. With subtraction, you cannot change the order of the numbers:

$$70 - 30 \neq 30 - 70$$

**Multiplication** is a fast way to add the same number many times. You might add  $8 + 8 + 8 + 8$ , but you can also multiply 8 four times. It's faster! Like addition, you don't need to worry about number order.

$$8 \times 4 = 4 \times 8$$

**Division** helps you separate something into equal groups. There are 55 students, and you want to divide them into five groups.

$$55 \div 5 = 11 \text{ students in each group}$$

To check your answer, just multiply  $11 \times 5$ . Like subtraction, you must not change the order of the numbers when you use division.

$$55 \div 5 \neq 5 \div 55$$

addition	+
subtraction	-
multiplication	x
division	÷

## D Ask and answer.



1. When you use addition, can you change the order of the numbers?
2. What's the opposite of addition?
3. What's a fast way to add the same number many times?
4. What helps you separate something into equal groups?

## Skills Tip

When you do a math problem, always check your answer.

## E Answer the word problems.

1. *Matt had a birthday party. He invited thirteen friends from school, his six cousins, his three older sisters, and his parents. Everyone came. How many people were at Matt's party?*

Answer: \_\_\_\_\_ people

3. *At Matt's party, they played volleyball. Matt's mother couldn't play. There were four teams: red, blue, yellow, and green. How many people were on each team?*

Answer: \_\_\_\_\_ people

2. *At Matt's party, his parents and three of his cousins did not give him a present. All the other people at the party gave him a present. How many presents did Matt receive?*

Answer: \_\_\_\_\_ presents

4. *Matt's father cooked three pieces of chicken for each person at the party. How many pieces did he cook?*

Answer: \_\_\_\_\_ pieces

## F Talk about the word problems.



What kind of math should you use for the first problem?

Addition.  $1 + 13 + 6 + 3 + 2 = 25$

## G What about you? Ask and answer.



1. How many school lunches do you eat in one month?  
What kind of math did you use?
2. How many times do you brush your teeth in one week? What kind of math did you use?
3. How old was your father when you were born?  
What kind of math did you use?

Watch the video. What kinds of math do you use every day? What are some examples? Make a chart.



## H Look at the poster. Talk about it.



# ✓ Check Up 1

## Units 1 and 2

### A Listen, number, and write. 32

watch      under      type      catch      take      scrub


a report      the train      the sink      a taxi

the train tracks      a scary movie



### B Circle the correct letter. Then number the pictures.

- Walk along the river and \_\_\_\_\_.
  - turn right
  - turn left
  - go straight
- They \_\_\_\_\_ to the museum.
  - drove a car
  - caught a bus
  - rode the bus
- I can \_\_\_\_\_ on weekends, but I can't \_\_\_\_\_ on weekdays.
  - stay up late
  - sing karaoke
  - invite a friend over



**C Write.**



1. How do I get to the toy store?

First, \_\_\_\_\_  
Then, \_\_\_\_\_

3. What do you and your parents have to do?

\_\_\_\_\_

2. How did they get to the movie theater?

\_\_\_\_\_

4. What can you do on weekends?

\_\_\_\_\_

**D Listen and write. Then act.**



1. \_\_\_\_\_

The art fair? It's in that direction.

OK. Thanks.

2. Do I have to babysit?

\_\_\_\_\_

OK, I will.

**E What can you do? Read the key and write a number.**

I can talk about...	
directions <input type="checkbox"/>	responsibilities <input type="checkbox"/>
transportation <input type="checkbox"/>	privileges <input type="checkbox"/>
sightseeing <input type="checkbox"/>	basic math <input type="checkbox"/>
<b>Value</b> I can be prepared. <input type="checkbox"/>	<b>Value</b> I can be responsible. <input type="checkbox"/>

**Key**

- ① I need help with this.
- ② I can do this a little.
- ③ I can do this well.
- ④ I can help others with this.

**A Read. Then answer.**  34

## Nina's Trip to Bangkok

My parents and I are having a great time in Bangkok. This morning at the hotel we caught a small taxi called a *tuk-tuk*. It only has three wheels. The driver took us to the Chao Phraya River. Then, we rode a ferry (or "river taxi") on the river. The ferry took us to the Grand Palace. Many Thai kings lived there. We walked around beautiful buildings and took lots of photos. Then we ate delicious curry at a restaurant.

This trip is fun. I can usually stay up late. However, tonight I have to go to bed early. Tomorrow morning we are going to take the train to the aquarium!



1. What kind of taxi did Nina and her parents catch at the hotel?
2. How did they get to the Grand Palace?
3. What does Nina have to do tonight?

**B Circle the helping verb. Underline the main verb. Then rewrite.**

1. Marie can cook dinner with her mother, but she can't pay bills.
2. Janelle couldn't sleep, so she read a book.
3. George could watch a scary movie this weekend.

**Can** or **could** are helping verbs. The action word that follows the helping verb is the main verb.

**C Listen and number.**  35



**D Talk with your partner.** 

1. What activities do you and your family do together?
2. What are some things that you have to do every night?

# Project

## Journal



### A Make a travel journal.



1. In a small group, plan a trip to a place you have never visited. Learn about it on the Internet or in a book. Choose when you will go, how you will go there, and what you will see.
2. Make a travel journal. Work with your group to make the pages and plan your sight-seeing itinerary. Add details, such as maps, drawings, and pictures.
3. Create a front and back cover for the travel journal. Then, imagine that you went on this trip. With your group, discuss the parts of the trip that you will talk about.

### B Listen. Then talk about your trip.



Our group went to Munich, Germany.

Here's our map of Munich. We took the S1 train to the Marienplatz.



We went to four places. Here's our itinerary.

To get to the Deutsches Museum, we rode the bus. We walked along the river to the museum.



#### Tip

Make sure each person has a chance to speak.

### Home-School Link



Where would your parents like to visit? What would they like to see? Talk about traveling with your family.

# 3 Student Life

## Lesson 1 Experiences

**A** Listen, point, and say.  37

- 1 own a laptop
- 2 like mystery novels
- 3 belong to the judo club
- 4 know your best friend
- 5 be class president
- 6 have a smartphone

**B** Listen and number. Then talk about the picture.  38 



**C Listen and say. Then practice.**

He's owned a laptop since September. for two years.

He's = He has

**Since:** September 2009 last month  
**For:** two years ten months one week

own → owned → owned	like → liked → liked
belong → belonged → belonged	know → knew → known
be → was/were → been	have → had → had



1 since September



2 for two years



3 since 2009



4 for ten months



5 since last month



6 for one week

**D Listen, ask, and answer. Then practice.**



How long have you owned a laptop? I've owned a laptop since May. for six months.



**E Look at B. Point, ask, and answer.**



Does he belong to the judo club?

Yes, he does. He's belonged to the judo club since September.

How long have you known your best friend? Talk with your partner.



# Lesson 2 Experiences

## A Listen, point, and say.

- 1 live in Paris
- 2 play the saxophone
- 3 build websites
- 4 volunteer at a soup kitchen
- 5 collect comic books
- 6 study ballet

## B Listen and say. Then practice.

We've They've	been <b>living in Paris</b>	since	we they	were <b>ten</b> .
for a long time.				

We've = We have  
They've = They have




since we were ten



for a long time



since we were twelve



for a long time



for a long time



since they were five

**C Listen, ask, and answer. Then practice.**

43



How long have you been living in Paris? For five years.  
Since I was ten.



five years



I was ten



I was seven



six years



two years



I was eleven

**Skills** Listening & Speaking

**D Listen. Then answer the questions.**

44

1. a. For four years.  
b. For five months.  
c. For two years.  
d. For two weeks.
2. a. He was thirteen.  
b. He was six.  
c. He was seven.  
d. He was ten.
3. a. For twelve years.  
b. Since he was twelve.  
c. For ten years.  
d. Since Thursday.
4. a. For six weeks.  
b. Since she was six.  
c. For fourteen years.  
d. Since she was fourteen.

**E What about you? Ask and answer.**



1. How long have you been living in your town or city?
2. How long have you been studying English?
3. Do you volunteer at your school or in your town or city?  
What do you do?
4. Do you play an instrument? How long have you been playing it?

What's your favorite subject? How long have you been studying it?



**A** Talk about the story. Then listen and read.



## The Walk-a-Thon

It was the morning of the **annual** Children's Hospital **walk-a-thon**. Mike met Julie and Emma at the **starting line** in the park.

"We've been waiting for you, Mike," said Julie. "Where's Danny?"

"He called me. He's going to be late," said Mike. "He can **catch up** to us later."

The walk-a-thon began. Two hundred people walked **cheerfully** in the summer sun. They were happy to help the hospital and have some fun at the same time.



One hour later, Danny arrived at the starting line. "Oh, no!" he thought. "I have to run to catch up to the others." He started to run quickly.

Forty-five minutes later, Julie saw the **finish line**. "Look," she said. "We're almost there."

"And look," said Mike. "Here comes Danny!"

The four friends crossed the finish line together and happily walked over to Julie's parents.

"Great job!" said Julie's father. "You've been walking all morning."

"You must be tired and thirsty," said Julie's mother. "Have some lemonade."

"Thank you, Mrs. Watson," Danny said.

"But Danny," Mike said, "you haven't been walking all morning. You've been running!" Everyone laughed.



## B Read and circle.

- |   |      |       |
|---|------|-------|
| 1. Every year, there is a walk-a-thon.                    | True | False |
| 2. Mike was waiting for Julie and Emma.                   | True | False |
| 3. Two hundred people walked in the walk-a-thon.          | True | False |
| 4. Danny was forty-five minutes late for the walk-a-thon. | True | False |
| 5. Danny crossed the finish line with his friends.        | True | False |
| 6. Emma's mother brought lemonade for the walkers.        | True | False |

## C Sing. 46

### Take a Break!

Singing, singing, singing.

I've been *singing* all morning.

Dancing, dancing, dancing.

I've been *dancing* all afternoon.

You must be tired.

I sure am.

You should take a break.

I think you're right.

walking

running

## D Listen and say. Then act. 47

Look at **A**.  
Why is Danny  
tired and thirsty?





I've been walking  
all morning.

→ You must be tired. → I sure am!

→ You should  
take a break. → I think you're right.



**A Watch the video.** 

**B Listen, point, and say.** 

1 century

2 papyrus


3 introduce

4 tool

5 samurai helmet

6 edge



**C Listen and read.** 

## The Art of Paper Folding

A simple square of paper can be folded into a beautiful object. How? Welcome to the art of paper folding!

Paper folding (called *origami* in Japanese) is not a new art. People have been folding paper into beautiful objects since the first **century**. The Egyptians folded **papyrus** (the first kind of paper) into objects over 2,000 years ago. The Chinese have been folding paper almost as long. In the sixth century, they **introduced** paper folding to Japan and Korea. In the 12th century, paper folding reached Spain. Today, people around the world enjoy origami.



A woman making papyrus in Egypt.

There are different kinds of paper folding, but most objects are made without using scissors or any other **tools**. In Japan, origami is very popular. Some objects, such as a **samurai helmet**, can be made in ten steps. Other objects, such as a clock, can take hundreds of steps. With all paper folding, it is important to remember three things: use the right paper, follow directions, and fold the **edges** carefully!



## D Ask and answer.



1. Who were the first people to fold paper?
2. What was the first kind of paper called?
3. What is paper folding called in Japanese?
4. How many steps does it take to make a paper helmet?

## Skills Tip

Words in parentheses () can give more information about something.

## E Make a sailboat. Follow the steps.



**Materials:** All you need is a square piece of paper and your hands!

### Step 1

First, fold the paper in half to make a triangle. Keep the folded edge close to you.



### Step 2

From the folded edge, fold both corners up to the top. Then open to make the triangle again.



### Step 3

From the open edge, fold the top corner down to the middle point. Turn it over and fold the top corner to the middle point on the other side.

### Step 4

Fold the corners up to the top again. These are the sails. Then, fold the bottom corner up to the opening in the center. This is the stand.



### Step 5

Finally, turn it around to see the sailboat!



## F Talk about the steps.



I've finished Step 3. What do I do next?

For Step 4, you should fold the corners up to the top again.

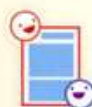
Watch the video. What can you make with paper? What are the steps? Tell a friend.

## G What about you? Ask and answer.



1. What object would you like to make out of paper?
2. Is paper folding popular in your country?
3. How long have you been folding paper?

## H Look at the poster. Talk about it.



# 4 Wants and Needs

## Lesson 1 Healthy Habits

A Listen, point, and say.  50

1 soap

2 perfume

3 toothpaste


4 hair gel

5 shampoo

6 cologne

B Listen and number. Then talk about the picture.  51 





**C Listen and say. Then practice.**  52

**Need:**  
 a bar of soap  
 a bottle of shampoo  
 a tube of toothpaste  
**Want:**  
 a bottle of perfume  
 a bottle of cologne  
 a tube of hair gel

I went to the store because I needed **a bar of soap.**  
 wanted **a bottle of perfume.**



**D Listen, ask, and answer. Then practice.**  53 

Why is **she** going to the store? Because **she** needs **a bar of soap.**  
 wants **a bottle of perfume.**



**E Look at B. Point, ask, and answer.** 

Why is he going to the store?

Because he needs a tube of toothpaste.

Look at **B**. Talk with a partner about going to the store. Why are you going to the store?

# Lesson 2 Healthy Habits

## A Listen, point, and say. 54

1 conditioner

2 deodorant

3 mouthwash

4 sunscreen

5 lotion

6 dental floss

## B Listen and say. Then practice. 55

You should use conditioner after you wash your hair.  
deodorant before you go to school.



wash your hair



go to school



brush your teeth



play tennis



shower



brush your teeth

**C** Listen and say. Then practice.  56

He ran out of conditioner while he was at camp, so he bought some more.





**Skills** Reading & Writing

**D** Listen and read. Then answer the questions.  57

### Tips for Good Hygiene

Here are some easy things you can do to stay clean and look your best.

- After playing sports, take a shower. You can also take a shower in the evening or in the morning before school. Put on deodorant after you finish. 
- Wash your hair while you shower. Use shampoo first. Next, rinse your hair with water. Then, use conditioner. Finally, rinse your hair again. 

- Keep your teeth strong. Brush your teeth every morning and evening. Floss your teeth once a day, and use mouthwash before you go to school! 
- Use some lotion on your body after you shower. It will keep your skin soft. 

1. What should you do while you shower?
2. What should you do after you shower?
3. How often should you floss your teeth?

**E** Circle the coordinating conjunctions. Then rewrite.

Coordinating conjunctions include **and**, **or**, **so**, and **but**. They connect two or more ideas together.

1. Should I brush my teeth first, or should I floss them first?
2. She likes this shampoo, and she always uses it.
3. I wanted to use some hair gel today, but I ran out!

What should you use when you go to the beach? Talk with your partner.



**A** Talk about the story. Then listen and read.

58



## The Talent Show

Danny, Mike, Emma, and Julie saw a poster for a **talent show** at their school. They decided to **sign up**.

"I can dance!" said Julie.

"We can sing!" said Mike and Danny.

"My talent is acting," said Emma.

For two weeks, they practiced every day. They worked hard and had fun, too. They were excited about showing their talents to their families and friends.



Emma and Julie put on their **costumes** and **makeup** in the dressing room. Emma looked nervous.

"Julie, I can't remember my **lines**," she said. "I have to practice some more."

"But the show will start in thirty minutes," Julie said. "We should be in the auditorium now. Should I wait until you're ready?"

"No, just go without me," Emma said sadly. "I need more time."

Julie went to the auditorium. Emma stayed in the dressing room and tried to remember her lines, but she couldn't.

Ten minutes later, Julie returned with Mike and Danny. They had large pieces of cardboard with them.

"Look!" said Julie. "We wrote your lines on the cardboard. We'll hold them up in the front row so you can see them!"

Emma was **delighted**. "You are great friends," she said. "Thank you! I can do it now!"



**Value**  
**Be thoughtful.**

## B Who said it? Read and circle.

- "I can't remember my lines."
  - Danny
  - Mike
  - Emma
  - Julie
- "Just go without me."
  - Danny
  - Emma
  - Mike
  - Julie
- "The show will start in thirty minutes."
  - Danny
  - Mike
  - Julie
  - Emma
- "We wrote your lines on the cardboard."
  - Mike
  - Danny
  - Emma
  - Julie

## C Sing. 59

### Until You're Ready

Let's go to the library.  
The library, the library.  
Let's go to the library.  
Good idea!  
Should I wait until you're ready?  
Until you're ready, until you're ready.  
Should I wait until you're ready?  
No, just go without me.  
OK. See you there.

Let's go to the baseball game.  
The baseball game, the baseball game.  
Let's go to the baseball game.  
Good idea!  
Should I wait until you're ready?  
Until you're ready, until you're ready.  
Should I wait until you're ready?  
Yes, if you don't mind.  
No, not at all.

## D Listen and say. Then act. 60

Should I wait until you're ready?

No, just go without me.

OK. See you there.

Yes, if you don't mind.

No, not at all.

Look at **(A)**.  
How were Julie, Mike, and Danny thoughtful?





**A** Watch the video.



**B** Listen, point, and say.



**1** cycle

**2** evaporation

**3** water vapor

**4** condensation

**5** precipitation

**6** collection

**C** Listen and read.



### The Water Cycle


We get fresh water through the water **cycle**. Over and over again, water moves from the oceans and rivers to the clouds. Then it falls on the land as rain or snow, and moves back into the oceans and rivers. Then the cycle begins again.



water vapor

The water cycle has four parts. The first part is **evaporation**. When water is hot, it evaporates. This means it changes from a liquid into a gas called **water vapor** and moves into the air.

The next part of the water cycle is **condensation**. When water vapor gets cold, it turns into small drops of water. These become clouds. When the clouds



condensation

become very heavy, they cause the next part of the water cycle, **precipitation**. Rain and snow are two kinds of precipitation.



precipitation

The final part of the cycle is **collection**. Water from precipitation goes into the earth and into rivers, lakes, and oceans.

People use this water for drinking, too.



collection



solid

liquid

gas

**D Ask and answer.**




1. How many parts does the water cycle have?
2. Which part of the water cycle has water vapor?
3. What are two kinds of precipitation?

**Skills Tip**

Diagrams help explain specific words and actions.

**E Fill in the diagram.**

precipitation   evaporation   condensation   collection



**F Talk about the diagram.**



What happens after evaporation?

Condensation.

What is condensation?

It's when the water vapor gets cold and becomes clouds.

Watch the video. Which parts of the water cycle can you see there? Draw a picture.

**G What about you? Ask and answer.**



1. Does it rain a lot where you live? Does it ever snow?
2. Have you ever tasted ocean water? Was it salty?
3. Is there a river near your home?

**H Look at the poster. Talk about it.**



# ✓ Check Up 2

## Units 3 and 4

### A Listen and number. Then write. 63














### B Circle, match, and number.

- |  |   |  |
|--|---|--|
| 1. She ran out of lotion while she <b>is</b> / <b>was</b> at camp, | • | • Since I was seven.                     |
| 2. I have <b>known</b> / <b>know</b> my best friend                | • | • Because she wants a bottle of perfume. |
| 3. Why is she <b>going</b> / <b>go</b> to the store?               | • | • for five years.                        |
| 4. How long have you been <b>lived</b> / <b>living</b> in Paris?   | • | • so she bought some more.               |









**C Write.**



1. How long has she been class president?

\_\_\_\_\_

3. Why is she going to the store?

\_\_\_\_\_

2. How long has she been collecting comic books?

\_\_\_\_\_

4. What should he use before he goes to school?

\_\_\_\_\_

**D Listen and write. Then act.**



1. I've been walking all morning.

\_\_\_\_\_

I think you're right.

2. Should I wait until you're ready?

\_\_\_\_\_

No, not at all.

**E What can you do? Read and write the number.**

**I can talk about...**

experiences

healthy habits

origami

water

**Value**  
I can be on time.

**Value**  
I can be thoughtful.

**Key**

- ① I need help with this.
- ② I can do this a little.
- ③ I can do this well.
- ④ I can help others with this.

**A Read. Then answer.**  65

### Betty Miller, Volunteer

Betty Miller grew up in a small town in Minnesota. She had many responsibilities. She took care of her younger brothers and sisters, and she worked in a music store to help her family pay the bills. Later, Betty got married and had five daughters. Now, at 80 years old, she is still helping people every day.

Betty visits sick people in the hospital. She brings food to people who cannot go to the supermarket. This year, Betty went to a town in Guatemala with her daughters. They went there because families needed so many things. Betty brought backpacks, pencils, scissors, and more. Her best friend says that Betty is a thoughtful person who has been volunteering all of her life.



1. How did Betty help her family before she got married?
2. Why did Betty and her daughters go to Guatemala?
3. How long has Betty been volunteering?

**B Circle the words after *for*. Underline the words after *since*. Then rewrite.**

1. I've known Betty since I was twelve years old.
2. She's been bringing food to people for five years.
3. We've been volunteering at a soup kitchen since January.

After an action, **for** shows how long, and **since** shows when it started.

**C Listen and number.**  66



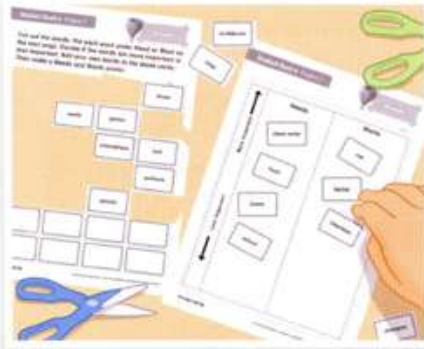
**D Talk with your partner.** 

Have you ever volunteered? What did you do? Who did you help?

# Project

## Poster

### A Make a Needs and Wants poster.



1. Work in small groups. First, cut the cards apart. Then decide if the word on each card is a need or a want.
2. Think of eight more needs or wants. Write these on the blank squares. Then add these under Needs or Wants.
3. Put the most important cards at the top and the least important at the bottom. Create a poster. Add pictures.

### B Listen. Then share your ideas with your classmates.



We talked about our wants and our needs. We'll start with needs.

We also talked about our wants. Everyone in our group wants candy.



Water is the most important need because we have to drink it every day.

I've liked candy since I was young, but I don't need it.



### Tip

Listen to your classmates' ideas and share your own ideas.

### Home-School Link

What did your parents want when they were your age? What did they need? How are your needs and wants different from theirs? Talk to your family about wants and needs.

# 5 Around Town

## Lesson 1 Places to Go

**A** Listen, point, and say. 

1 deli

2 pet shop

3 convenience store


4 jewelry store

5 pizzeria

6 bakery

**B** Listen and number. Then talk about the picture. 



**C Listen and say. Then practice.**  04

The 

boy
girl

 who is going to the **deli** is my 

younger
older

 brother. sister.



**D Listen, ask, and answer. Then practice.**  05 

Which one is your 

younger
older

 brother? sister? He's She's the one who is going to the **deli**.



**E Look at B. Point, ask, and answer.** 

Which one is Danny's older sister?

She's the one going to the pizzeria.

Look at the places in **B**. Which one is your favorite? Why?



# Lesson 2 Places to Go

## A Listen, point, and say.

- 1 mall
- 2 skate park
- 3 sports stadium
- 4 science museum
- 5 art gallery
- 6 arcade

## B Listen, ask, and answer. Then practice.



What did **he** say?    **He** said that **he** was going to the **mall**.

1. Mom, I'm going to the



2. Dad, I'm going to the



3. Dad, I'm going to the



4. Mom, I'm going to the



5. Dad, I'm going to the



6. Mom, I'm going to the



**C Listen, ask, and answer. Then practice.**



Did **she** say that **she** was going to the **mall**?

Yes,  
No,

**she**

did.  
didn't.



mall



art gallery



sports stadium



arcade



skate park



science museum

**Skills** Listening & Speaking

**D Listen. Then answer the questions.**



- Yes, he did.
  - No, he didn't.
  - Yes, she did.
  - No, she didn't.
- He's going to the science museum.
  - He's going to the arcade.
  - He's going to the skate park.
  - He's going to the art gallery.
- She said that she was going to the deli.
  - She said that she was going to the pizzeria.
  - She said that she was going to the mall.
  - She said that she was going to her friend's house.
- They said that they were going to the bakery.
  - They said that they were going to the sports stadium.
  - They said that they were going to the deli.
  - They said that they were going to the pet shop.

**E What about you? Ask and answer.**



- Is there a skate park in your city or town?
- What sports can you watch at a sports stadium in your country?
- How often do you go to an arcade?
- Have you ever been to an art gallery? What did you see?

Where are you going after school? Talk with your partners.



**A** Talk about the story. Then listen and read. 



## The Missing Card



One week before Julie's birthday party, Danny decided to send her an early birthday card. He wanted to surprise her. He wrote "Happy Birthday, Julie!" on the card and put it in the **envelope**. He needed a **stamp**, so he put the card in his back **pocket** and rode his bike to the post office.

On the way to the post office, the card **fell** out of Danny's pocket. Danny arrived at the post office, but the card wasn't in his pocket. "Oh, no!" he thought. "Where's the card?"



Emma's sister, Ann, found the card on the **sidewalk**. "This is for Julie," she thought. "I can give it to her."



Ann took the card to the mall, but she forgot it in the pet shop. The pet shop owner found it, and he put it in his pocket. He went to the convenience store after work. Julie's mother was there, too, so he gave her the card.



On the day of the party, Danny walked to the arcade. He was sad about the **missing** card. Then, Julie ran up to him.

"I really like the card you gave me for my birthday, Danny," she said. "It was a nice surprise!"

Danny was surprised, too. "Really? I'm glad you like it!" he said and smiled. He didn't know how she got the card, but he was happy she did.



**Value**  
**Be careful.**

## B Read and circle.

- |  |      |       |
|--|------|-------|
| 1. Julie's party will be next month.                           | True | False |
| 2. Danny put the card in his backpack.                         | True | False |
| 3. Danny lost the birthday card on the way to the post office. | True | False |
| 4. Ann gave the card to the pet shop owner.                    | True | False |
| 5. The pet shop owner gave the card to Julie.                  | True | False |
| 6. Danny was surprised that Julie had the card.                | True | False |

## C Sing.

### My Birthday

I really like the **card** you  
gave me for my birthday.

For my birthday.

For my birthday.

I really like the **card** you  
gave me for my birthday.

Good, I'm glad you like it.

I really like the **watch** you  
gave me for my birthday.

For my birthday.

For my birthday.

I really like the **watch** you  
gave me for my birthday.

I'm happy to hear that!

book

shirt

## D Listen and say. Then act.

I really like the card you  
gave me for my birthday.

Good. I'm glad you like it.

I'm happy to hear that.

Look at **A**.  
How many people  
had Julie's card?



A Watch the video.



B Listen, point, and say.



1 bone

2 muscle

3 ligament

4 support

5 protect

6 tendon

C Listen and read.



## Healthy Bones and Muscles

The human body has many parts that work together. Your **bones** and your **muscles** are very important for good health. What do your bones and muscles do? How can you keep them healthy?



Bones

### Your Bones

There are 206 bones in your body. Your hands and feet have over half of those bones. **Ligaments** connect your bones together. Bones **support** and **protect** your body.

### Your Muscles

Did you know that your body has over 650 muscles? Muscles help your body move. **Tendons** attach your muscles to your bones.

People who exercise and eat healthy foods are helping their bodies. Walking, running, and playing tennis keep bones strong and healthy. Jumping rope is also good for your bones. Most sports are good for your muscles, too. People who swim, skate, or ride bicycles are keeping their muscles healthy. The next time you have a free afternoon, turn off the television and get some exercise. Your bones and muscles will become stronger and healthier.



Muscles

### D Ask and answer.

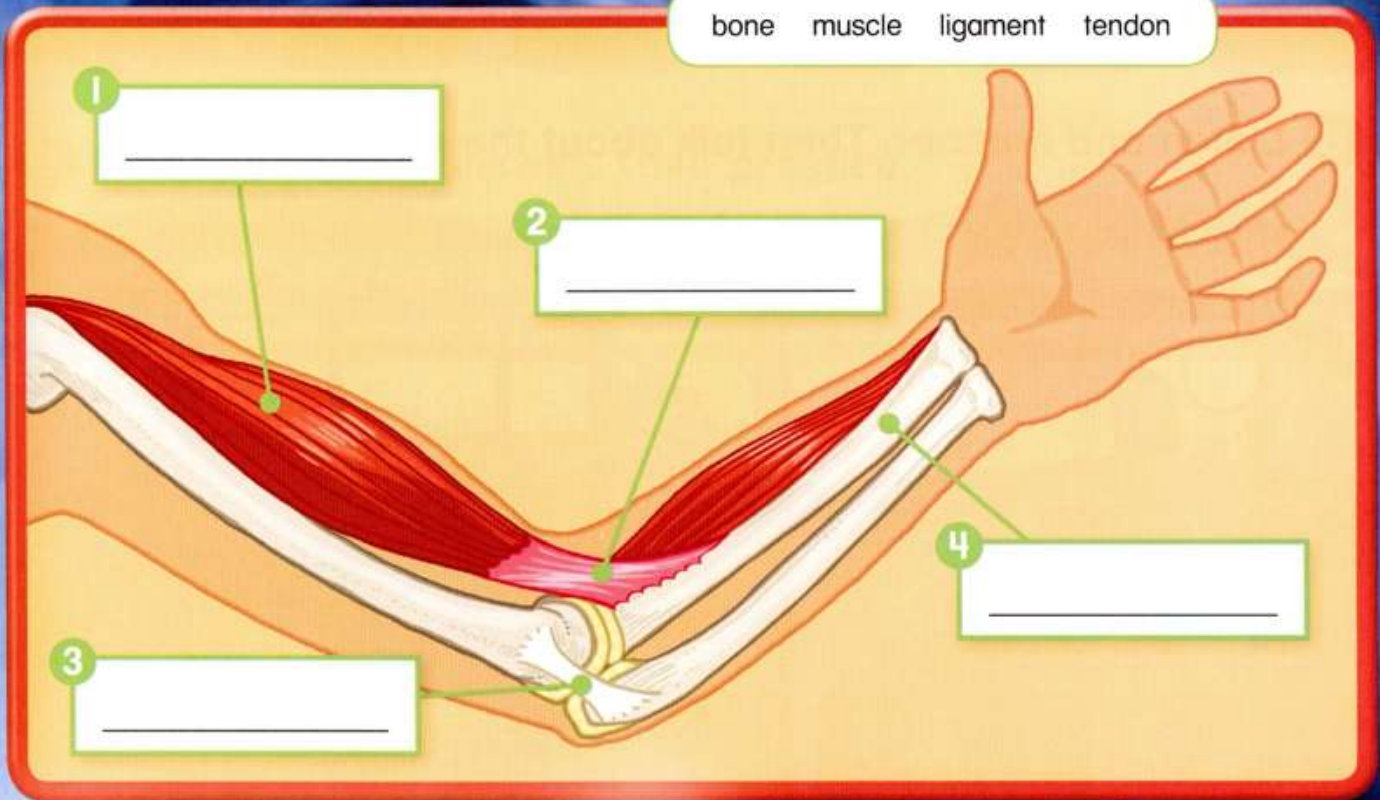
1. How many bones and muscles are in your body?
2. Look up *support* and *protect* in the dictionary. Which word means "to keep safe"?
3. What part of your body connects your bones?
4. What part of your body attaches muscles to bones?

### Skills Tip

Looking up a word in a dictionary helps you to remember it better.

### E Label the diagram.

bone muscle ligament tendon



### F Talk about the diagram.

What do bones do?

They support and protect your body.

Watch the video. How do you keep your bones and muscles strong every day? Make a list.

### G What about you? Ask and answer.

1. Do you like to jump rope?
2. Which do you like better, walking or jogging?
3. What sports do you play to stay healthy?

### H Look at the poster. Talk about it.



# 6 Our Planet

## Lesson 1 Conservation

**A** Listen, point, and say. 

- 1 reuse paper
- 2 turn off the lights
- 3 start a compost pile
- 4 recycle bottles and cans
- 5 shut off the water
- 6 plant a garden

**B** Listen and number. Then talk about the picture.  



**C** Listen and say. Then practice. 

If you want to help the environment, **reuse paper**.



**D** Listen, ask, and answer. Then practice.  

If you want to help the environment, what can you do? I can **reuse paper**.



**E** Look at **B**. Point, ask, and answer. 

What can he do if he wants to help the environment?

He can plant a garden.

What can you do to help the planet?  
Make a list.



## Lesson 2 Conservation

### A Listen, point, and say. 19

- 1 take public transportation
- 2 take reusable shopping bags
- 3 use energy-saving light bulbs
- 4 keep the air conditioner on low
- 5 grow your own vegetables
- 6 dry your clothes outside

### B Listen and say. Then practice. 20

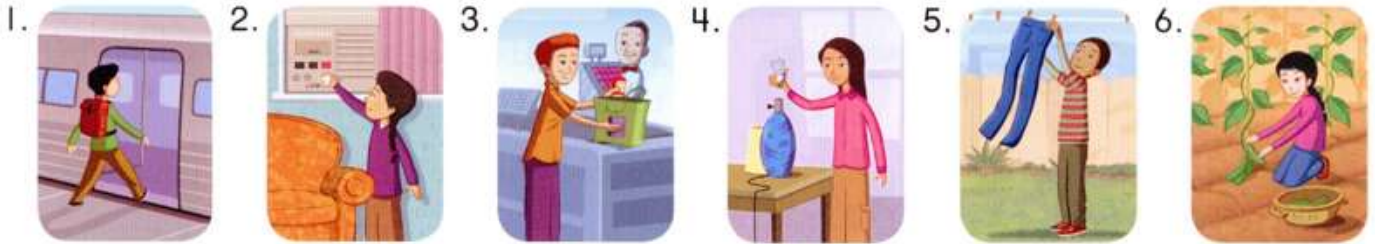
If we **take public transportation**, we'll conserve energy.



**C Listen and say. Then practice.**



He'll conserve energy if he takes public transportation.



**Skills** Reading & Writing

**D Listen and read. Then answer the questions.**



**An Interview with Dr. McMann**

**Reporter:** What do you do, Dr. McMann?

**Dr. McMann:** I'm an environmental scientist. My job is to find ways to conserve energy at school, at home, and at work.

**Reporter:** What can we do to conserve energy?

**Dr. McMann:** If you plant a garden and grow your own vegetables, you can conserve energy. You can also recycle bottles and cans after you use them.

**Reporter:** What about conserving electricity?

**Dr. McMann:** If you use energy-saving light bulbs and turn off the lights when you leave a room,

you'll conserve electricity. You'll also conserve energy if you take a bus, a train, or a subway. Remember, you don't have to drive your car everywhere!

**Reporter:** Thank you, Dr. McMann.

**Dr. McMann:** You're welcome.

1. What's Dr. McMann's job?
2. What does she say can conserve energy?
3. What does she say can conserve electricity?

**E Add commas. Then rewrite.**

Use a comma to separate the clauses when the sentence begins with *if*.

1. If you ride your bike you will conserve energy.
2. If people recycle more the Earth will be cleaner.
3. If your family plants a garden you will have vegetables and conserve energy.

Look at **(B)**.  
How can they conserve energy? Talk with your partner.



**A** Talk about the story. Then listen and read.



## A New Bicycle



Emma wanted to ride her bicycle to school, but the **tires** were **flat**.

“Mom, can you take me to school?” Emma asked.

“Sure, Emma,” her mother said, “but I thought you were going to ride your bike.”

“I was,” said Emma, “but it needs to be **fixed**.”

“Oh, I see,” said her mother.

“Can I have a new bicycle? If I had a new bicycle, I would use it all the time,” said Emma.

“Are you sure?” her mom asked.

“Definitely,” Emma said. “If I had a new bicycle, we would save time, gas, and money. I would get more exercise, too.”

“That’s true,” said Emma’s mother, “but bicycles are expensive. Is there a way to **reduce** how much we would have to **spend**?”

“I have an idea,” said Emma’s father. “How about we repair all our bikes? Then the whole family could ride together.”

Emma smiled. “Sure! Let’s fix them this weekend!”

That weekend, Emma’s family worked hard to repair their bikes. When they were finished, they all rode to the park and had a picnic to celebrate. They were happy to get exercise and help the environment, but most of all, they were happy to spend time together.



**Value**  
**Be resourceful.**

## B Who said it? Read and circle.

1. "Can I have a new bicycle?"
  - a. Emma's mother
  - b. Emma's father
  - c. Emma
  - d. Julie
2. "I have an idea."
  - a. Emma's mother
  - b. Emma's father
  - c. Emma
  - d. Julie
3. "Bicycles are expensive."
  - a. Emma's mother
  - b. Emma's father
  - c. Emma
  - d. Julie
4. "Let's fix them this weekend!"
  - a. Emma's mother
  - b. Emma's father
  - c. Emma
  - d. Julie

## C Sing. 24

### I Would Use It All the Time

If I had a new **bicycle**,  
I would use it all the time.  
You would?  
Yes, of course. Yes, of course.  
I would use it all the time.

soccer ball

cell phone

If I had a new **skateboard**,  
I would use it all the time.  
Are you sure?  
Definitely. I would use it all the time.  
I would use it after dinner.  
I would use it after school.  
I would use it all the time.

## D Listen and say. Then act. 25

If I had a new  
bicycle, I would  
use it all the time.



You would?



Yes, of course.



Are you sure?



Definitely.

Look at **A**.  
How does  
Emma's family  
help the  
environment?



**A** Watch the video.**B** Listen, point, and say.

1 plastic

2 chemical

3 harmful

4 pollution

5 power plant

6 factory

**C** Listen and read.**Pollution in Our World****Land Pollution**

If we don't recycle **plastic** and glass, they stay in the ground for a long time. Dangerous **chemicals** can also go underground, where they are **harmful** to plants and animals. Whenever we recycle bottles and cans, we reduce land **pollution**.

**Air Pollution**

Some **power plants** and **factories** put pollution into the air. Cars, trucks, and planes can also cause air pollution. Whenever we ride a bike or keep the air conditioner on low, we reduce air pollution.

**Water Pollution**

The same plastics and chemicals that are harmful to our land can also be found in our oceans, rivers, and lakes. Whenever we recycle garbage or shut off the water, we reduce water pollution.

Our world is a beautiful place, but we have to work hard to keep it beautiful. Talk to your teachers, families, and friends about how you can work together to reduce pollution.

## D Ask and answer.



1. What stays in the ground for a long time?
2. Which things put pollution in the air?
3. What can be found in our oceans, rivers, and lakes?

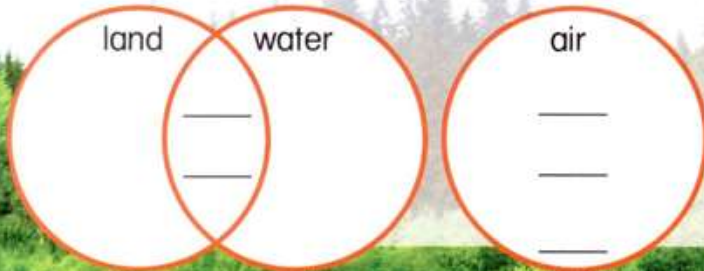
## Skills Tip

A large topic such as pollution is often arranged into categories (example: land, air, and water).

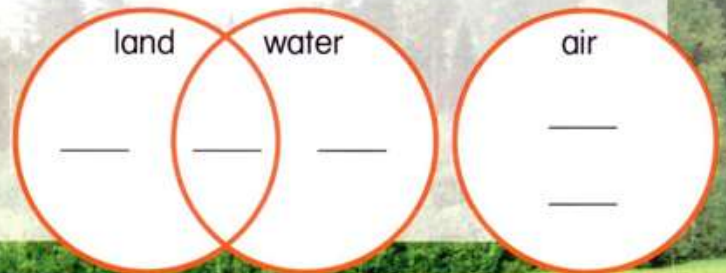
## E Label the diagram.

- |  |   |
|--|---|
| a. We ride a bike.                     | f. We recycle bottles and cans.           |
| b. We throw away chemicals.            | g. We shut off the water.                 |
| c. We keep the air conditioner on low. | h. We use cars, trucks, and planes.       |
| d. Factories put pollution in the air. | i. Power plants put pollution in the air. |
| e. We throw away plastic and glass.    | j. If it is safe, we pick up garbage.     |

### Causes of Pollution



### Reducing Pollution



## F Talk about the diagram.



Whenever we throw away chemicals, we pollute the land and the water.

Whenever we ride a bike, we protect the air.

Watch the video. How can you help reduce pollution where you live? Work with a friend and present your ideas.

## G What about you? Ask and answer.



1. Do you recycle bottles and cans?
2. Do you ride your bike to school?
3. Do you pick up your trash when you go to the beach or lake?

## H Look at the poster. Talk about it.



# ✓ Check Up 3

## Units 5 and 6

### A Listen, number, and write.



start      jewelry      dry      science      grow      recycle  
 bottles and cans      store      a compost pile      museum  
 your clothes outside      your own vegetables



### B Circle the correct letter. Then number the pictures.

1. The girl who is going to the \_\_\_\_\_ is my younger sister.

- a. deli
- b. pizzeria
- c. convenience store



2. She'll conserve energy if she \_\_\_\_\_.

- a. takes reusable shopping bags
- b. uses energy-saving light bulbs
- c. plants a garden




3. He said that he was going to the \_\_\_\_\_.

- a. pet shop
- b. art gallery
- c. arcade



**C Write.**



1. Which one is your older brother?

\_\_\_\_\_

3. My sister will conserve energy if

\_\_\_\_\_

2. Did he say that he was going to the skate park?

\_\_\_\_\_

4. What can you do to help the environment?

\_\_\_\_\_

**D Listen and write. Then act.**



1. I really like the card you gave me for my birthday.

\_\_\_\_\_

2. If I had a new bicycle, I would use it all the time.

\_\_\_\_\_

Definitely.

**E What can you do? Read and write the number.**

**I can talk about...**

places to go

conservation

the human body

pollution

**Value**  
I can be careful.

**Value**  
I can be resourceful.

**Key**

- 1 I need help with this.
- 2 I can do this a little.
- 3 I can do this well.
- 4 I can help others with this.

**A Read. Then answer.**  30

## A Healthy Club

People buy food every day. Would you like to save money, conserve energy, and protect the Earth while you shop for food? Then join the Healthy Shoppers Club! If you want to become a healthy shopper, follow these three simple rules:

1. Walk, ride your bike, or take public transportation to the supermarket. This saves money and energy while you get more exercise.
2. Take reusable shopping bags to the supermarket. If we use fewer plastic shopping bags, we'll reduce land and water pollution.



3. Plant a garden and grow your own vegetables at home. You'll help the environment, and your family will eat delicious food, too!

Reducing pollution is not difficult if we work together. Join the Healthy Shoppers Club today!

1. How can you save money while you get more exercise?
2. What should you take to the supermarket?
3. What can you do at home to help the environment?

**B Underline the word *who*. Draw an arrow from *who* to the name.**

1. Tanya is the one who grows her own vegetables.
2. Bobby is the one who goes to the skate park every Saturday.
3. Jan is the one who started a compost pile at school.

In these sentences, **who** represents the person doing the action.

**C Listen and number.**  31



**D Talk with your partner.** 

1. Do you grow your own vegetables? Where do you grow them?
2. What do you do to conserve energy and help the environment?



# Project

## TV Commercial

### A Make a TV commercial to help the planet.



1. In small groups, decide on some ways you can help the planet. Think about the environment in your city or country. Make a list of at least six to eight ideas.
2. Make a television commercial using your group's ideas. Plan your commercial with a beginning, middle, and ending. Think about what each person will say and do.
3. Practice your commercial a few times. Use a loud, clear voice when you practice. Then record your TV commercial.

### B Listen. Then share your commercial with the class.



We want to help the environment. You can, too!

If you take a reusable shopping bag to the mall, you'll conserve energy.

If you want to help our planet, here are some things that you can do.

That's a great idea! You can recycle plastic bottles at convenience stores in our city.

#### Tip

Act naturally and be relaxed. Have fun!



### Home-School Link

What environmental problems have you seen in your city or country? What can your family do to help with these problems? Talk with your family about helping the planet.



# 7 Achievements

## Lesson | The Arts

**A** Listen, point, and say.



- 1 Verdi's operas
- 2 Picasso's paintings
- 3 Shakespeare's plays
- 4 Beethoven's symphonies
- 5 Michelangelo's sculptures
- 6 Balanchine's ballets

**B** Listen and number. Then talk about the picture.



**C Listen and say. Then practice.**



Verdi's **operas** are performed here.  
Picasso's **paintings** are displayed here.

**Perform:** an opera    a play  
                  a symphony    a ballet

**Display:** a painting    a sculpture

perform → performed → performed    display → displayed → displayed




**D Listen, ask, and answer. Then practice.**



Whose **operas** are performed here?  
Verdi's **operas** are performed here.

Whose **paintings** are displayed here?  
Picasso's **paintings** are displayed here.



**E Look at B. Point, ask, and answer.**



Are Shakespeare's plays performed here?

Yes, they are.

No, they aren't.

Have you seen any of Shakespeare's plays? Talk with your partner.



# Lesson 2 Engineering Projects

## A Listen, point, and say. 37

- 1 Erie Canal
- 2 Trans-Siberian Railway
- 3 Hoover Dam
- 4 Seikan Tunnel
- 5 Taipei 101 Building
- 6 Oliveira Bridge

## B Listen and say. Then practice. 38

The **Erie Canal** was completed in **1825**.


complete → completed → completed



1825



1916




1936



1988



2004



2008


**C Listen, ask, and answer. Then practice.**

39



When was the **Erie Canal** constructed?

It was started in **1817**, and it was finished in **1825**.



1817–1825



1891–1916



2003–2008



1931–1936



1999–2004



1971–1988

**Skills** Listening & Speaking

**D Listen. Then answer the questions.**

40

- |                        |                |                           |                                |
|------------------------|----------------|---------------------------|--------------------------------|
| 1. a. He was 36.       | 2. a. In 1825. | 3. a. It took 101 days.   | 4. a. It is in Rio de Janeiro. |
| b. He was 19.          | b. In 1890.    | b. It took 101 weeks.     | b. It was finished in 2008.    |
| c. He was six.         | c. In 1925.    | c. It was never finished. | c. It is an old bridge.        |
| d. He wasn't born yet. | d. In 1990.    | d. It took five years.    | d. It was finished in 2003.    |

**E What about you? Ask and answer.**



- Do you have a river in your city or town? Does it have bridges?
- What is the tallest building in your city or town?
- When was your school constructed? Is it old or new?
- Do you have tunnels in your country? Do they go through mountains or under oceans?

Look at **(B)**. Which ones would you like to see?



**A** Talk about the story. Then listen and read.



## An Afternoon at the Opera

Mike, Danny, Emma, and Julie were excited. They were going with their class to the City Opera House.

“Which opera are we going to see?” asked Mike.

“One of Verdi’s operas,” said Emma.

“It’s called *Aida*.”

“I’ve never seen an opera before,” said Danny.

“I’m excited.”



When they arrived, they were **greeted** by a man with gray hair. “My name is Mr. Franco,” he said. “I will be your **guide** today. Do you have any questions?”

“When was Verdi’s *Aida* first performed?” asked Julie.

“In 1871,” said Mr. Franco. “Many of Verdi’s operas were first performed at the La Scala opera house in Milan, Italy. Did you know that *Aida* was first performed in Egypt?”

“I didn’t know that,” said Julie.

It was time to watch the opera. When the singing began, Danny looked confused.

“They’re singing in Italian, Emma,” he said.

“I can’t understand what they’re saying.”

“Shh! It’s OK,” **whispered** Emma. “That’s what this **translation screen** is for.” She pushed a **button** and the words appeared in English. “Now you can really enjoy Verdi’s opera!”

“Oh! Sorry. Thanks, Emma!”

whispered Danny.



## B Read and circle.

- |  |      |       |
|--|------|-------|
| 1. The students are going to see a ballet.                 | True | False |
| 2. Mr. Franco sings in the opera.                          | True | False |
| 3. <i>Aida</i> was first performed in Egypt.               | True | False |
| 4. The La Scala opera house is in Milan.                   | True | False |
| 5. <i>Aida</i> is sung in Italian at the City Opera House. | True | False |
| 6. Julie helps Danny with the translation screen.          | True | False |

## C Sing.

### Did You Know That?

Did you know that? Did you know that? Did you know that?

*Aida* was first performed in Egypt.

I didn't know that. I didn't know that. I didn't know that.

Did you know that? Did you know that? Did you know that?

Shakespeare's first play was written in 1589.

Yes. Yes, I knew that. Yes, I knew that. Yes, I knew that.

The Hoover Dam was completed in 1936.

Michelangelo's first sculpture was made in Florence, Italy.

## D Listen and say. Then act.

Did you know that *Aida* was first performed in Egypt?



I didn't know that.



Yes, I knew that.

Look at **A**.  
What do you know about opera?





**A** Watch the video.

**B** Listen, point, and say.

**1** modern

**2** body of water

**3** daily

**4** height

**5** width

**6** underwater

**C** Listen and read.

## Over and Under the Sea

Thanks to **modern** technology, bridges and tunnels now go over and under large **bodies of water**. They are used **daily** by many people. Here are two examples:

### The Golden Gate Bridge



The Golden Gate Bridge is one of the most famous bridges in the world. It goes over the body of water in California known as the Golden Gate and connects the city of San Francisco with Marin County. The bridge was started in 1933, and it was finished in 1937. The bridge has a **height** of 227 meters, a **width** of 27 meters, and a length of 2,737 meters. About 100,000 cars and trucks go over the bridge every day.




### The Channel Tunnel



The Channel Tunnel is the longest **underwater** tunnel in the world. It goes under the English Channel, connecting the United Kingdom and France. The tunnel was started in 1988, and it was finished in 1994. The two rail tunnels in the Channel Tunnel have a height of 7.6 meters, a width of 7.6 meters, and a length of 50.5 kilometers. About 20,000 people travel through the Channel Tunnel every day.



**D Ask and answer.** 

1. How long did it take to build the Golden Gate Bridge?
2. How many vehicles cross the Golden Gate Bridge in a day?
3. What two countries are connected by the Channel Tunnel?
4. How long is the Channel Tunnel?

**Skills Tip**

Scan the reading for numbers and dates.

**E Look at C. Fill in the chart.**

227 meters    100,000 vehicles    1937    7.6 meters    1994    50.5 kilometers  
 20,000 people    1933    27 meters    7.6 meters    1988    2,737 meters

	Construction Started	Construction Finished	Height	Width	Length	Daily Use
Golden Gate Bridge						
Channel Tunnel						


**F Talk about the chart.** 

When was the Channel Tunnel constructed?

It was started in 1988, and it was finished in 1994.

Which is higher, the Golden Gate Bridge or the Channel Tunnel?

The Golden Gate Bridge is higher.

**G What about you? Ask and answer.** 

1. Which do you like better, tunnels or bridges? Why?
2. What bridges have you gone over?
3. What tunnels have you gone through?

**H Look at the poster. Talk about it.** 

Watch the video. What are some great engineering projects in your country? About how many people use them every day? Make a chart.



*The constructors shall check all plan dimensions, make additional field measurements and be responsible for both that the new work shall fit the old work.*

# 8 Graduation Day

## Lesson 1 Adjectives

**A** Listen, point, and say.




- 1 boring speech
- 2 bored audience
- 3 exciting award ceremony
- 4 excited award recipients
- 5 interesting performance
- 6 interested guests


**B** Listen and number. Then talk about the picture.



**C Listen and say. Then practice.**  48

This year the **speech is boring,** **audience is bored,** but last year **it was even more boring.** **they were even more bored.**




**D Listen and say. Then practice.**  49

The **speech is boring** **audience is bored** this year, and **it they** will be just as **boring** **bored** next year.

**This Year**



**E Look at B. Point, ask, and answer.** 

Is the speech boring?

Yes, it is. It's boring every year.

Look at the pictures. Who looks boring? Who looks bored?



# Lesson 2 Things to Do

## A Listen, point, and say. 50

- 1 open presents
- 2 write thank-you cards
- 3 send text messages
- 4 hang out with friends
- 5 visit relatives
- 6 pose for pictures

## B Listen and say. Then practice. 51

I'm **opening presents** now.

I've been **opening presents** all **afternoon**.



afternoon



morning



evening



day



weekend



night

**C Listen, ask, and answer. Then practice.**



What are you doing now?  
I'm **opening presents**.

What have you been doing all **day**?  
I've been **opening presents**.



day

morning

night

weekend

afternoon

evening

**Skills**

Reading & Writing

**D Listen and read. Then answer the questions.**



*Allison's Journal*

Graduation day is tomorrow. I'm so excited. There are so many things the students and parents have to do. We have to be on time for the ceremony, of course. After that, we can celebrate! The party will be really interesting. Everyone will have cake, hang out, and pose for pictures. I hope there aren't too many pictures because I might get bored.

A band will play music there, too. I think their performance will be exciting. The guests can dance and have fun. I can't wait!



1. What's happening tomorrow?
2. What will everyone do after the ceremony?
3. Why might Allison get bored?

**E Circle the correct adjective. Then rewrite.**

Adjectives that end in **-ed** are used for people, while ones that end in **-ing** are for things and places.

1. The paintings at the art fair were **amazed** / **amazing**.
2. We were so **bored** / **boring** at the award ceremony.
3. That mystery novel was really **interesting** / **interested**.
4. My brother and I are **exciting** / **excited** about going to the beach.

What have you been doing today? Talk with your partner.



**A** Talk about the story. Then listen and read.



## Behind the Curtains

Emma was nervous about the ceremony. She was the **valedictorian** for their class, and she was worried about speaking in front of such a large audience. Emma wanted to practice her speech one more time with Julie.



But where was Julie? Emma looked everywhere, but she couldn't find her. She called Julie's cell phone and sent her a few text messages, but Julie didn't answer. Emma didn't have much time, so she practiced her speech behind the **curtains** in the auditorium. **Nobody** saw her.

When it was time to line up for the ceremony, Emma finally saw Julie. "Where have you been?" Emma asked Julie. "I called you five times!"

"Sorry, I didn't hear my phone," **replied** Julie. "Where have *you* been? I was looking for you, too."

"I was in the auditorium, practicing my speech," said Emma.

"Where? I didn't see you there," said Julie.

"I was behind the curtains," Emma said and laughed. "That's why you couldn't find me!"

Julie laughed, too. "Don't worry. You'll do a great job!"

They took their seats. Emma sat in the front row. She was still really nervous. Then, someone handed her a piece of paper. It was a **note** from Julie! It said, "Good luck! You can do it!" Emma felt better and smiled.

"Sometimes paper is the best technology!" she thought.



## B Read and circle.

- |  |      |       |
|--|------|-------|
| 1. Emma wasn't nervous at all.                               | True | False |
| 2. Emma was looking for her teacher.                         | True | False |
| 3. Emma practiced her speech before the graduation ceremony. | True | False |
| 4. Julie didn't hear her phone ring.                         | True | False |
| 5. Julie found Emma behind the curtains.                     | True | False |
| 6. Emma got a note from her parents.                         | True | False |

## C Sing. 55

### Where Have You Been?

Where have you been? Where have you been?

I was at **my grandmother's birthday party**. Sorry! Sorry!  
It's OK. What are you doing now?

Where have you been? Where have you been?

I was at **my sister's award ceremony**. Sorry! Sorry!  
It's OK. What are you doing now?

**my friend's house listening to music**

## D Listen and say. Then act. 56

Where have you been?

I was at my brother's graduation ceremony. Sorry!

It's OK. What are you doing now?

Sorry, I didn't hear my phone.

Don't worry about it.

Look at **A**.  
What makes you nervous?



**A** Watch the video.



**B** Listen, point, and say.



1 physicist

2 discover

3 graphene

4 flake

5 transparent

6 carbon

**C** Listen and read.



## A NEW MATERIAL

After two **physicists**, Andre Geim and Konstantin Novoselov, did many experiments together, they **discovered** a new material called **graphene**. In 2010, they won the Nobel Prize for it. The physicists have worked together for a long time. They studied together in Russia, and then they worked together in the Netherlands. Now, they are working in the United Kingdom. Both physicists believe that science experiments should be fun.



Andre Geim (left) and  
Konstantin Novoselov (right)




Graphite in a pencil

Graphene comes from graphite, which is the material inside a pencil. Geim and Novoselov took a piece of graphite, put tape on it, and took a very thin **flake** from it. That flake is graphene, which is the thinnest and strongest material in the world. It's also 97.3% **transparent**, which means you can see through it. Graphene is made of **carbon**. All life is made of carbon.



A flake of graphene



Sheets of carbon  
make graphene.

There will be more experiments to find new uses for graphene. One idea is to use it to make plastics stronger. Plastics are used for many different things, including airplanes, cars, computers, and cell phones. Scientists believe that people will be able to use graphene for many new materials, technology, and products.



### D Ask and answer.

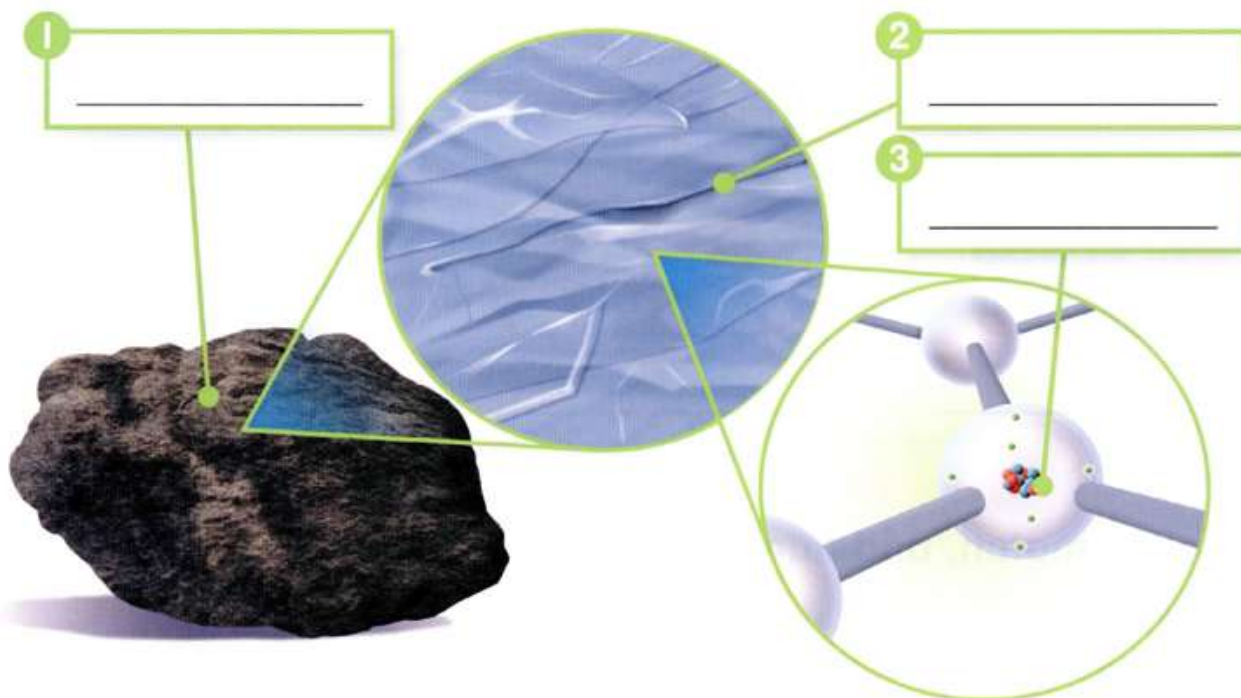
1. Who discovered graphene?
2. Is graphene thick or thin?
3. Where does graphene come from?
4. In what year did the physicists win the Nobel Prize?

### Skills Tip

A question and its answer will have the same verb tense (past, present, or future).

### E Label the diagram.

graphene    graphite    carbon



### F Talk about the diagram.

Where can you find graphite?

You can find it in a pencil.

Watch the video. What kind of discovery do you want to make when you grow up? Write and draw.

### G What about you? Ask and answer.

1. Do you like to perform experiments?
2. Would you like to discover something?
3. What would you do with graphene?

### H Look at the poster. Talk about it.



# ✓ Check Up 4

Units 7 and 8

## A Listen and number. Then write. 59














## B Circle, match, and number.

1. When was the Oliveira Bridge **constructed** / **construct**? •
  2. What have you been **done** / **doing** all morning? •
  3. What **are** / **did** you doing now? •
  4. **Who's** / **Whose** ballets are performed here? •
- I've been writing thank-you cards.
  - It was started in 2003, and it was finished in 2008
  - Balanchine's ballets are performed here.
  - I'm hanging out with friends.









**C Write.**



1. When was the Taipei 101 building constructed?

\_\_\_\_\_

2. Whose paintings are displayed here?

\_\_\_\_\_

3. The audience is bored this year, and

\_\_\_\_\_ next year.

4. What are you doing now?

\_\_\_\_\_

**D Listen and write. Then act.**



1. Did you know that *Aida* was first performed in Egypt?

\_\_\_\_\_

2. \_\_\_\_\_

Sorry, I didn't hear my phone.

Don't worry about it.

**E What can you do? Read and write the number.**

**I can talk about...**

the arts

adjectives

engineering projects

things to do

discovery

**Key**

- ① I need help with this.
- ② I can do this a little.
- ③ I can do this well.
- ④ I can help others with this.

**Value**

I can be polite.

**Value**

I can be patient.

### A Read. Then answer. 61

#### Beethoven's Ninth Symphony

Ludwig van Beethoven started to write his Ninth Symphony in 1822. It was completed two years later in 1824. When Beethoven wrote this symphony, he could not hear at all. He worked very hard to complete it.

Beethoven's Ninth Symphony was first performed in Vienna, Austria, on May 7, 1824. Beethoven stood in front of the musicians and singers. It was a very exciting performance. When it was finished, the audience stood up and clapped loudly. Beethoven couldn't hear them, so one of the singers turned him around so he could see the excited audience.



Today, Beethoven's Ninth Symphony is performed every year around the world. Many people say it is the greatest symphony ever written.

1. How long did it take Beethoven to complete his Ninth Symphony?
2. Where and when was Beethoven's Ninth Symphony first performed?
3. Why did one of the singers turn Beethoven around to see the audience?

### B Underline the verbs. Circle the tense.

The verb tense shows if the action is happening in the past, present, or future.

- |  |         |      |        |
|--|---------|------|--------|
| 1. I often listen to Beethoven's music.                    | present | past | future |
| 2. Beethoven's Ninth Symphony will be performed next year. | present | past | future |
| 3. Beethoven completed his Ninth Symphony in 1824.         | present | past | future |

### C Listen and number. 62



### D Talk with your partner.

1. What is performed in your school?
2. What is displayed in your school?

# Project Book

## A Make a book about a famous person.



1. Work with a partner. Choose a famous person to study and write about. Learn about two of that person's achievements.
2. Write about the person and their achievements in your book. Add pictures and drawings.
3. Now add your own ideas. Why did you choose this person? What surprised you? How did this person change the world?

## B Listen. Then share your book with your classmates.



We learned about Antoni Gaudí. He was a famous architect from Spain.

We chose to learn about Gaudí because we like engineering.



One of his famous achievements was the Park Güell. The buildings in this park were constructed in the early 20th century.

We were surprised to learn that he lived in Park Güell for a short time.

### Home-School Link

What famous people do your parents like? What were their achievements? Talk about famous people and their achievements with your family.

### Tip

Use many different resources to find information. Keep a list.

## Listening

A. Listen and write. There is one example. 

Sightseeing



1. Where went to the .....capital..... city
2. How got to the zoo caught a .....
3. Rode a ferry to the .....
4. Asked police officer for .....
5. Name of park .....

## Speaking

B. Look, listen, and find the differences.



## Reading and Writing

### C. Read the text. Choose the correct words and write them on the lines.

It's Friday evening and I (1) .....  
read math textbooks. I don't have to write a  
report, but my brother does. I'm really good at  
multiplication. My mom (2) .....  
do multiplication without a calculator at  
my age, but my dad couldn't. Later, I can  
(3) ..... call my friends. I can call them  
on Friday and on weekends, (4) .....  
not on weekdays. I can invite a friend over on  
Saturday. We plan to watch a scary movie.




On the weekend

1. have to      may      can
2. must      could      should
3. call      have      invite
4. and      or      but


### D. Read the email and write the missing words. Write one word on each line.

Dear David,  
Are you coming to my birthday party on Saturday  
afternoon? It's at the Blue Sea Life Aquarium  
in the city. Here are the directions. First,  
(1) ..... take ..... the subway to Central  
Station and walk up the stairs to the street. Then,  
(2) ..... the bus for five minutes to  
the park. Next, walk (3) ..... the  
bridge and (4) ..... right. It's next  
to a museum.  
I hope to see you there!  
Your friend, George



# YLE Flyers Practice 2

## Listening

A. What should Harry do to stay clean and healthy? Listen and write a letter in each box. 



D put on deodorant



use sunscreen



floss



use shampoo and conditioner



A



B



C



D

## Speaking

B. Look, read, and listen. Ask and answer questions.



Richard's experiences

Own a laptop	?
Belong to a club	?
Know best friend	?



Holly's experiences

Own a laptop	for six months
Belong to a club	ballet club for three years
Know best friend	for a long time

## Reading and Writing

### C. Look and read. Choose the correct words and write them on the lines.

deodorant

dental floss

shampoo

1. If you want to clean your teeth, you need to buy this. ....toothpaste....
2. You should use this before you go in the sun. ....
3. You can use this after you brush your teeth. ....
4. If you want to wash your hair, you can use this. ....
5. You should use this after you have a shower. ....

sunscreen

toothpaste

hair gel

### D. Look and read. Write yes or no.



1. The boy wearing an orange shirt is going to the store because he needs hair gel.  
.....
2. The girl with shoulder-length blonde hair wants a bottle of perfume.  
.....
3. The girl with black hair wants sunscreen. ....
4. The boy wearing sunglasses needs some dental floss. ....

# YLE Flyers Practice 3

## Listening

A. Listen and check (✓) the box. 

1. What did William say?



A



B



C

2. Which one is Holly's younger sister?



A



B



C

3. How does Robert help the environment at home?



A



B



C


## Speaking

B. Listen and continue the story.




## Reading and Writing


**C. Michael is talking to his teacher, Mrs. Wilson. What does she say? Read the conversation and choose the best answer. Write a letter (A–E) for each answer. You do not need to use all the letters.**

1.  **Michael:** What can we do to conserve energy, Mrs. Wilson?


 **Mrs. Wilson:** .....

2.  **Michael:** What about conserving electricity?

 **Mrs. Wilson:** .....

3.  **Michael:** What can I do to help the environment?

 **Mrs. Wilson:** .....



- A If I had a garden, I'd grow tomatoes and potatoes.
- B If you plant a garden, you will have vegetables and conserve energy.
- C You can reuse paper or recycle bottles and cans.
- D I help the environment by taking reusable shopping bags to the supermarket.
- E If you turn off the lights when you leave a room, you'll conserve electricity.

**D. Read the story. Choose the correct words and write them on the lines.**


Last week, an environmental (1) .....scientist..... came in to speak to Ann's class. "What can we do to help the environment?" asked Ann. "If you grow your own vegetables, you will (2) ..... energy," said the scientist. Ann thought that was a great idea. That weekend, Ann and her mother worked (3) ..... to plant a garden. "We can plant carrots, onions, and tomatoes," said Ann. "Definitely!" said Ann's mother. "We can reduce how much we have to (4) ..... at the supermarket." They were happy to help the environment.

scientist   recycle   save   hard   long   spend   reporter   conserve

# YLE Flyers Practice 4



## Listening

A. Listen, color, draw, and write.



## Speaking

B. Look, listen, and find the differences.



## Reading and Writing

**C. Read the story. Write some words to complete the sentences about the story. You can use 1–4 words.**

### Jenna's Graduation Day

Today is my graduation day, and this morning I was nervous about the ceremony. There were so many things I had to do. I was the valedictorian for our class, and I was worried about making my speech in front of a large audience. Last year, the speech was boring and I didn't want it to be just as boring this year. Yesterday, I was practicing all afternoon. Luckily, I did a great job and everyone said it was an exciting award ceremony. Now we are celebrating and having a party. It's really interesting. Everyone has been eating cake, posing for pictures, and hanging out all afternoon.

1. Jenna was nervous about .....making a speech..... in front of an audience.
2. Last year, someone made a ..... and Jenna didn't want hers to be like that.
3. After her speech, people told Jenna that it was an .....
4. Everyone has been hanging out, ....., and eating cake all afternoon at the party.

**D. Read the text. Choose the correct words and write them on the lines.**

The Sydney Harbour Bridge is the (1) ..... steel arch bridge in the world. It goes over the body (2) ..... water called Port Jackson, and connects the Sydney central area with the North Shore. The bridge was started in 1924 and it was (3) ..... in 1932. The bridge has a height of 134 meters, a width of 49 meters, and a length of 1,149 meters. About 160,000 cars go (4) ..... the bridge daily.

- |            |        |       |               |          |           |
|------------|--------|-------|---------------|----------|-----------|
| 1. largest | larger | large | 3. completing | complete | completed |
| 2. from    | of     | with  | 4. through    | over     | under     |

# Syllabus


## Welcome

What language do people speak in Egypt?  
They speak Arabic.

## Classroom Language:

How do I get to the auditorium?  
Which units will be on the exam?  
Will you be my partner for the project?  
When is the report due?

## Unit 1 Getting Around

Lesson 1	Lesson 2	Lesson 3	Lesson 4
<p><b>Directions:</b> up the street, over the bridge, under the train tracks, around the fountain, along the river, down the stairs</p> <p>Walk up the street and turn right/turn left/go straight.</p> <p>How do I get to the hotel? First, walk up the street and turn right. Then, walk over the bridge and turn left.</p>	<p><b>Transportation:</b> catch a taxi, ride the ferry, take the subway, ride the bus, take the train, drive a car</p> <p>What did they do this morning? They caught a taxi to the zoo.</p> <p>How did you get to the museum? We caught a taxi.</p>	<p><b>Reading: Finding the Fair</b></p> <p><b>Conversations:</b> We're looking for the art fair. The art fair? It's in that direction. OK. Thanks./ The art fair? Sorry, I don't know where it is. Thanks anyway.</p> <p><b>Be prepared.</b></p>	<p><b>Sightseeing:</b> capital, busy, similar, giant panda, honor, observe</p> <p>I'm going to Meiji Shrine on Friday afternoon. How will you get there? I'll take the train to Harajuku Station and walk to the shrine entrance.</p> <p></p>

## Unit 2 Family Life

Lesson 1	Lesson 2	Lesson 3	Lesson 4
<p><b>Responsibilities:</b> read textbooks, pay bills, go to bed early, repair the house, type a report, scrub the sink</p> <p>I have to read textbooks, but my parents have to pay bills/and my parents do, too.</p> <p>I don't have to read textbooks, but my son/daughter does. I don't have to pay bills, but my parents do.</p>	<p><b>Privileges:</b> call friends, stay up late, invite a friend over, watch a scary movie, sing karaoke, have a party</p> <p>I can call friends on weekends, but I can't call friends on weekdays.</p> <p>My dad/mom could call friends when he/she was my age, but my mom/dad couldn't.</p>	<p><b>Reading: Babysitting</b></p> <p><b>Conversations:</b> Do I have to babysit? You don't have to, but you should. OK, I will./ Yes, I'm afraid you do. All right, Mom.</p> <p><b>Be responsible.</b></p>	<p><b>Basic Math:</b> addition, something, order, subtraction, multiplication, division</p> <p>What kind of math should you use for the first problem? Addition. <math>1 + 13 + 6 + 3 + 2 = 25</math></p> <p></p>

 **Check Up 1** Units 1 and 2

**Skills** Bonus

Nina's Trip to Bangkok




**Project** Journal

## Unit 3 Student Life

Lesson 1	Lesson 2	Lesson 3	Lesson 4
<p><b>Experiences:</b> own a laptop, like mystery novels, belong to the judo club, know your best friend, be class president, have a smartphone</p> <p>He's owned a laptop since September/for two years.</p> <p>How long have you owned a laptop? I've owned a laptop since May/for six months.</p>	<p><b>Experiences:</b> live in Paris, play the saxophone, build websites, volunteer at a soup kitchen, collect comic books, study ballet</p> <p>We've/They've been living in Paris since we/they were ten/for a long time.</p> <p>How long have you been living in Paris? Since I was ten./For five years.</p>	<p><b>Reading: The Walk-a-Thon</b></p> <p><b>Conversations:</b> I've been walking all morning. You must be tired, I sure am!/ You should take a break. I think you're right.</p> <p><b>Be on time.</b></p>	<p><b>Origami:</b> century, papyrus, introduce, tool, samurai helmet, edge</p> <p>I've finished Step 3. What do I do next? For Step 4, you should fold the corners up to the top again.</p> <p></p>

## Unit 4 Wants and Needs

Lesson 1	Lesson 2	Lesson 3	Lesson 4
<p><b>Healthy Habits:</b> soap, perfume, toothpaste, hair gel, shampoo, cologne</p> <p>I went to the store because I needed a bar of soap/wanted a bottle of perfume.</p> <p>Why is she going to the store? Because she needs a bar of soap/wants a bottle of perfume.</p>	<p><b>Healthy Habits:</b> conditioner, deodorant, mouthwash, sunscreen, lotion, dental floss</p> <p>You should use conditioner after you wash your hair/deodorant before you go to school.</p> <p>He ran out of conditioner while he was at camp, so he bought some more.</p>	<p><b>Reading: The Talent Show</b></p> <p><b>Conversations:</b> Should I wait until you're ready? No, just go without me. OK. See you there./Yes, if you don't mind. No, not at all. No, not at all.</p> <p><b>Be thoughtful.</b></p>	<p><b>Water:</b> cycle, evaporation, water vapor, condensation, precipitation, collection</p> <p>What happens after evaporation? Condensation. What is condensation? It's when the water vapor gets cold and becomes clouds.</p> <p></p>

 **Check Up 2** Units 3 and 4


**Skills** Bonus

Betty Miller, Volunteer






**Project** Poster

## Unit 5 Around Town

Lesson 1	Lesson 2	Lesson 3	Lesson 4 
<p><b>Places to Go:</b> deli, pet shop, convenience store, jewelry store, pizzeria, bakery</p> <p>The boy/girl who is going to the deli is my younger/older brother/sister.</p> <p>Which one is your younger/older brother/sister?</p> <p>He's/She's the one who is going to the deli.</p>	<p><b>Places to Go:</b> mall, skate park, sports stadium, science museum, art gallery, arcade</p> <p>What did he say? He said that he was going to the mall.</p> <p>Did she say that she was going to the mall? Yes, she did./No, she didn't.</p>	<p><b>Reading: The Missing Card</b></p> <p><b>Conversations:</b> I really like the card you gave me for my birthday. Good. I'm glad you like it./ I'm happy to hear that.</p> <p><b>Be careful.</b></p>	<p><b>The Human Body:</b> bone, muscle, ligament, support, protect, tendon</p> <p>What do bones do? They support and protect your body.</p>


## Unit 6 Our Planet

Lesson 1	Lesson 2	Lesson 3	Lesson 4 
<p><b>Conservation:</b> reuse paper, turn off the lights, start a compost pile, recycle bottles and cans, shut off the water, plant a garden</p> <p>If you want to help the environment, reuse paper.</p> <p>If you want to help the environment, what can you do? I can reuse paper.</p>	<p><b>Conservation:</b> take public transportation, take reusable shopping bags, use energy-saving light bulbs, keep the air conditioner on low, grow your own vegetables, dry your clothes outside</p> <p>If we take public transportation, we'll conserve energy.</p> <p>He'll conserve energy if he takes public transportation.</p>	<p><b>Reading: A New Bicycle</b></p> <p><b>Conversations:</b> If I had a new bicycle, I would use it all the time. You would? Yes, of course./ Are you sure? Definitely. Definitely</p> <p><b>Be resourceful.</b></p>	<p><b>Pollution:</b> plastic, chemical, harmful, pollution, power plant, factory</p> <p>Whenever we throw away chemicals, we pollute the land and the water.</p> <p>Whenever we ride a bike, we protect the air.</p>

 **Check Up 3** Units 5 and 6  **Skills** A Healthy Club

 **Project** TV Commercial

## Unit 7 Achievements

Lesson 1	Lesson 2	Lesson 3	Lesson 4 
<p><b>The Arts:</b> Verdi's operas, Picasso's paintings, Shakespeare's plays, Beethoven's symphonies, Michelangelo's sculptures, Balanchine's ballets</p> <p>Verdi's operas are performed here.</p> <p>Whose paintings are displayed here? Picasso's paintings are displayed here.</p>	<p><b>Engineering Projects:</b> Erie Canal, Trans-Siberian Railway, Hoover Dam, Seikan Tunnel, Taipei 101 Building, Oliveira Bridge</p> <p>The Erie Canal was completed in 1825.</p> <p>When was the Erie Canal constructed? It was started in 1817, and it was finished in 1825.</p>	<p><b>Reading: An Afternoon at the Opera</b></p> <p><b>Conversations:</b> Did you know that <i>Aida</i> was first performed in Egypt? I didn't know that./ Yes, I knew that.</p> <p><b>Be polite.</b></p>	<p><b>Engineering Projects:</b> modern, body of water, daily, height, width, underwater</p> <p>Which is higher, the Golden Gate Bridge or the Channel Tunnel? The Golden Gate Bridge is higher. Which has more daily use, the Golden Gate Bridge or the Channel Tunnel? The Golden Gate Bridge has more daily use.</p>

## Unit 8 Graduation Day

Lesson 1	Lesson 2	Lesson 3	Lesson 4 
<p><b>Adjectives:</b> boring speech, bored audience, exciting award ceremony, excited award recipients, interesting performance, interested guests</p> <p>This year the speech is boring, but last year it was even more boring. This year the audience is bored, but last year they were even more bored.</p> <p>The speech is boring this year, and it will be just as boring next year. The audience is bored this year, and they will be just as bored next year.</p>	<p><b>Things to Do:</b> open presents, write thank-you cards, send text messages, hang out with friends, visit relatives, pose for pictures</p> <p>I'm opening presents now. I've been opening presents all afternoon.</p> <p>What are you doing now? I'm opening presents. What have you been doing all day? I've been opening presents.</p>	<p><b>Reading: Behind the Curtains</b></p> <p><b>Conversations:</b> Where have you been? I was at my brother's graduation ceremony. Sorry! It's OK. What are you doing now?/ Sorry, I didn't hear my phone. Don't worry about it.</p> <p><b>Be patient.</b></p>	<p><b>Discovery:</b> physicist, discover, graphene, flake, transparent, carbon</p> <p>Where can you find graphite? You can find it in a pencil.</p>

 **Check Up 4** Units 7 and 8  **Skills** Beethoven's Ninth Symphony

 **Project** Book

## YLE Practice

# Word List

1817 . . . . . 67  
1825 . . . . . 66

## A

a bar of soap . . . . . 33  
a bottle of perfume . . . . . 33  
addition . . . . . 18  
afternoon . . . . . 74  
along the river . . . . . 4  
anniversary . . . . . 16  
annual . . . . . 28  
Arabic . . . . . 3  
arcade . . . . . 46  
around the fountain . . . . . 4  
art gallery . . . . . 46  
audience is bored . . . . . 73

## B

babysitter . . . . . 16  
bakery . . . . . 44  
Balanchine's  
ballets . . . . . 64  
be class  
president . . . . . 24  
been . . . . . 25  
Beethoven's  
symphonies . . . . . 64  
belong to the  
judo club . . . . . 24  
belonged . . . . . 25  
bodies of water . . . . . 70  
body of water . . . . . 70  
bone . . . . . 50  
bones . . . . . 50  
bored . . . . . 73  
bored audience . . . . . 72  
boring . . . . . 73  
boring speech . . . . . 72  
build websites . . . . . 26  
busy . . . . . 10  
button . . . . . 68

## C

call friends . . . . . 14  
capital . . . . . 10  
carbon . . . . . 78  
catch a taxi . . . . . 6  
catch up . . . . . 28  
caught a taxi . . . . . 6  
century . . . . . 30  
cheerfully . . . . . 28  
chemical . . . . . 58  
chemicals . . . . . 58  
Chinese . . . . . 3  
collect comic books . . . . . 26  
collection . . . . . 38  
cologne . . . . . 32  
complete . . . . . 66  
completed . . . . . 66  
condensation . . . . . 38  
conditioner . . . . . 34  
construct . . . . . 67  
constructed . . . . . 67  
convenience store . . . . . 44  
costumes . . . . . 36  
curtains . . . . . 76  
cycle . . . . . 38

## D

daily . . . . . 70  
day . . . . . 75  
deli . . . . . 44  
delighted . . . . . 36  
dental floss . . . . . 34  
deodorant . . . . . 34  
disappointed . . . . . 8  
discover . . . . . 78  
discovered . . . . . 78  
division . . . . . 18  
down the stairs . . . . . 4  
drive a car . . . . . 6  
dry your clothes  
outside . . . . . 54

## E

early . . . . . 48  
edge . . . . . 30  
edges . . . . . 30  
entrance . . . . . 8  
envelope . . . . . 46  
Erie Canal . . . . . 66  
evaporates . . . . . 38  
evaporation . . . . . 38  
excited award  
recipients . . . . . 72  
exciting award  
ceremony . . . . . 72

## F

factories . . . . . 58  
factory . . . . . 58  
fell . . . . . 46  
finish . . . . . 67  
finished . . . . . 67  
finish line . . . . . 28  
five years . . . . . 27  
fixed . . . . . 56  
flake . . . . . 78  
flat . . . . . 56

## G

gas . . . . . 56  
giant panda . . . . . 10  
go straight . . . . . 5  
go to bed early . . . . . 12  
go to school . . . . . 34  
graphene . . . . . 78  
greeted . . . . . 68  
grinning . . . . . 16  
grow your own  
vegetables . . . . . 54  
guide . . . . . 68

## H

had . . . . . 25  
hair gel . . . . . 32  
hang out with friends . . . . . 74  
harmful . . . . . 58  
have a party . . . . . 14  
have a smartphone . . . . . 24  
he . . . . . 35  
he takes public  
transportation . . . . . 55  
height . . . . . 70  
he'll . . . . . 55

he's . . . . . 25  
honor . . . . . 10  
honors . . . . . 10  
Hoover Dam . . . . . 66  
hotel . . . . . 5

## I

interested guests . . . . . 72  
interesting  
performance . . . . . 72  
introduce . . . . . 30  
introduced . . . . . 30  
invite a friend over . . . . . 14

## J

Japanese . . . . . 3  
jewelry store . . . . . 44

## K

keep the air  
conditioner on low . . . . . 54  
knew . . . . . 25  
know your best  
friend . . . . . 24  
known . . . . . 25  
Korean . . . . . 3

## L

laughed . . . . . 8  
leaned . . . . . 8  
ligament . . . . . 50  
ligaments . . . . . 50  
like mystery novels . . . . . 24  
liked . . . . . 25  
lines . . . . . 36  
live in Paris . . . . . 26  
living in Paris . . . . . 26  
looking for . . . . . 8  
lotion . . . . . 34

## M

makeup . . . . . 36  
mall . . . . . 46  
May . . . . . 25  
Michelangelo's  
sculptures . . . . . 64  
missing . . . . . 46  
modern . . . . . 70  
mouthwash . . . . . 34  
multiplication . . . . . 18  
muscle . . . . . 50  
muscles . . . . . 50  
museum . . . . . 7

## N

nobody . . . . . 76  
note . . . . . 76

## O

observe . . . . . 10  
Oliveira Bridge . . . . . 66  
open presents . . . . . 74  
opening presents . . . . . 74  
operas . . . . . 65  
order . . . . . 18  
over the bridge . . . . . 4  
own a laptop . . . . . 24  
owned . . . . . 25  
owned a laptop . . . . . 25

## P

paintings . . . . . 65  
papyrus . . . . . 30  
pay bills . . . . . 12  
perfume . . . . . 32  
pet shop . . . . . 44  
physicist . . . . . 78  
physicists . . . . . 78  
Picasso's paintings . . . . . 64  
pizzeria . . . . . 44  
plant a garden . . . . . 52  
plastic . . . . . 58  
play the saxophone . . . . . 26  
pocket . . . . . 48  
pollution . . . . . 58  
Portuguese . . . . . 3  
pose for pictures . . . . . 74  
power plant . . . . . 58  
power plants . . . . . 58  
precipitation . . . . . 38  
protect . . . . . 50  
public transportation . . . . . 54

## R

read textbooks . . . . . 12  
recycle bottles  
and cans . . . . . 52  
reduce . . . . . 58  
repair the house . . . . . 12  
replied . . . . . 78  
reuse paper . . . . . 52  
ride the bus . . . . . 6  
ride the ferry . . . . . 6

## S

samurai helmet . . . . . 30  
science museum . . . . . 46  
scrub the sink . . . . . 12  
Seikan Tunnel . . . . . 66  
send text messages . . . . . 74  
September . . . . . 25  
Shakespeare's plays . . . . . 64  
shampoo . . . . . 32  
she . . . . . 33  
shut off the water . . . . . 52  
sidewalk . . . . . 48  
sign up . . . . . 36  
similar . . . . . 10  
sing karaoke . . . . . 14  
six months . . . . . 25  
skate park . . . . . 46  
soap . . . . . 32  
something . . . . . 18  
Spanish . . . . . 3  
special day . . . . . 16  
speech . . . . . 73  
spend . . . . . 56  
sports stadium . . . . . 46  
stamp . . . . . 48  
start . . . . . 67  
start a compost pile . . . . . 52  
started . . . . . 67  
starting line . . . . . 28  
stay up late . . . . . 14  
study ballet . . . . . 26  
subtraction . . . . . 18

sunscreen . . . . . 34  
support . . . . . 50

## T

Taipei 101 Building . . . . . 66  
take public  
transportation . . . . . 54  
take reusable  
shopping bags . . . . . 54  
take the subway . . . . . 6  
take the train . . . . . 6  
talent show . . . . . 36  
ten . . . . . 26  
tendon . . . . . 50  
tendons . . . . . 50  
tires . . . . . 56  
tool . . . . . 30  
tools . . . . . 30  
toothpaste . . . . . 32  
translation screen . . . . . 68  
transparent . . . . . 78  
Trans-Siberian  
Railway . . . . . 66  
turn left . . . . . 5  
turn off the lights . . . . . 52  
turn right . . . . . 5  
two years . . . . . 25  
type a report . . . . . 12

## U

under the train tracks . . . . . 4  
underwater . . . . . 70  
up the street . . . . . 4  
use energy-saving  
light bulbs . . . . . 54

## V

valedictorian . . . . . 76  
Verdi's operas . . . . . 64  
visit relatives . . . . . 74  
volunteer at a  
soup kitchen . . . . . 26

## W

walk-a-thon . . . . . 28  
was . . . . . 25  
wash your hair . . . . . 34  
watch a scary movie . . . . . 14  
water vapor . . . . . 38  
were . . . . . 25  
whispered . . . . . 68  
width . . . . . 70  
write thank-you  
cards . . . . . 74

## Z

zoo . . . . . 6

# Everybody Up

theme song

Everybody UP!

Up! Up! Up!

Everybody up, up, up!

Everybody up, up, up!

Everybody up!

Up! Up! Up!

Everybody up, up, up!

Everybody up, up, up!

Everybody up!

Everybody up. Everybody up.

Everybody up. Everybody up.

Everybody up. Everybody up.

Everybody up, up, up!