

2<sup>nd</sup> Edition

5

Everybody

UP

Workbook

Kathleen Kampa

Charles Vilina

OXFORD  
UNIVERSITY PRESS

# Welcome

## A Match.

1. I like canoeing a lot, but I'm not very good at it. I'm very good at grilling hamburgers.

• a.




2. I like to go snowboarding in my free time. I always wear a helmet and gloves when I go snowboarding.

• b.



3. I practiced the violin yesterday. I want to be a musician when I grow up.

• c.



4. I have wavy hair and brown eyes. I'm going to take my swimsuit and towel to the ocean.

• d.



## B What about you? Write.

1. What do you like to do in your free time?

---

2. What do you want to be when you grow up?

---

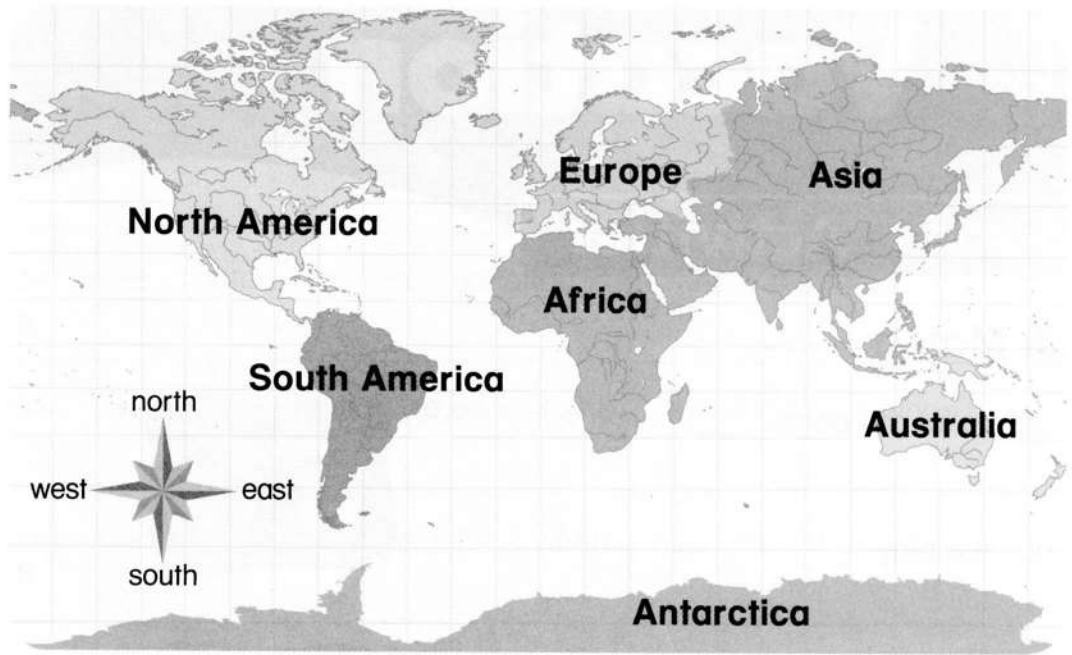
3. What color is your hair? What color are your eyes?

---

4. What did you do yesterday?

---


**C Circle.**



- |   |                                       |                             |
|---|---------------------------------------|-----------------------------|
| 1. Africa is south of Europe.               | <input checked="" type="radio"/> True | <input type="radio"/> False |
| 2. Asia is north of Australia.              | <input type="radio"/> True            | <input type="radio"/> False |
| 3. South America is north of North America. | <input type="radio"/> True            | <input type="radio"/> False |
| 4. Australia is north of Antarctica.        | <input type="radio"/> True            | <input type="radio"/> False |
| 5. North America is east of Europe.         | <input type="radio"/> True            | <input type="radio"/> False |
| 6. Europe is west of Asia.                  | <input type="radio"/> True            | <input type="radio"/> False |

**D Unscramble and match.**

1. Could you say that again, please? •  
say / please / you / that / could / again
2. \_\_\_\_\_ •  
a / water / I / of / drink / may / get
3. \_\_\_\_\_ •  
this / do / in / how / English / say / you
4. \_\_\_\_\_ •  
I / the / may / restroom / to / go



# 1 Vacation


## Lesson 1 Activities

### A Match.

1. read a lot of books \_\_\_\_\_
2. act in a play \_\_\_\_\_
3. ride a roller coaster \_\_\_\_\_
4. sleep late \_\_\_\_\_
5. learn how to dive \_\_\_\_\_
6. win a competition \_\_\_\_\_



### B Write.



She wants to  
ride a roller  
coaster.




---

---

---




---

---

---




---

---


---




---

---

---




---

---

---


### C Unscramble.

1. \_\_\_\_\_  
was / when / acted / a / he / vacation / he / on / play / in
2. \_\_\_\_\_  
lot / she / on / read / books / vacation / she / a / of / was / when
3. \_\_\_\_\_  
vacation / coaster / was / rode / he / when / he / on / a / roller
4. \_\_\_\_\_  
when / on / slept / she / vacation / she / late / was
5. \_\_\_\_\_  
he / a / when / competition / was / vacation / on / won / he
6. \_\_\_\_\_  
how / she / to / she / vacation / was / learned / when / dive / on

### D Find and write.


1. What did she do when she  
was on vacation?  
She learned how to dive.

2. \_\_\_\_\_  
\_\_\_\_\_
3. \_\_\_\_\_  
\_\_\_\_\_
4. \_\_\_\_\_  
\_\_\_\_\_




# Lesson 2 Feelings

## A Unscramble.



1. relaxed  
aldrexe

2. \_\_\_\_\_  
vusoren



3. \_\_\_\_\_  
fontdenci

4. \_\_\_\_\_  
hys



5. \_\_\_\_\_  
dewi-kewaa

6. \_\_\_\_\_  
espely

## B Circle.



I felt wide-awake, but he felt wide-awake.  
sleepy, sleepy.



I felt relaxed, but she felt relaxed.  
nervous, nervous.



I felt shy, but he felt shy.  
confident, confident.

### C Write.



How did you feel when you \_\_\_\_\_  
\_\_\_\_\_ I felt relaxed.  
but he felt \_\_\_\_\_

2. \_\_\_\_\_  
\_\_\_\_\_ he \_\_\_\_\_



\_\_\_\_\_ she \_\_\_\_\_

### Skills Reading

### D Read and write.

sing → sang

### The Singing Competition

Megan and her older brother Jake are in a singing competition. Each singer sings a song to three music teachers. The best singer wins the competition. Jake sings his song to the teachers first.

“That was great!” says Megan. “How did you feel when you sang your song?”

“I felt relaxed,” says Jake.

“I feel nervous,” says Megan.

“Don’t worry,” says Jake. “Try to relax.”

Megan walks in front of the teachers. When she sings, she feels relaxed and confident. The teachers listen to every singer.

“Megan wins the competition,” they say.

“Good job!” says Jake.



1. How did Jake feel when he sang?

\_\_\_\_\_

2. How did Megan feel before she sang?

\_\_\_\_\_

3. How did Megan feel when she sang?

\_\_\_\_\_

# Lesson 3 Reading

## A Write.

battery	<del>hot</del>
confident	learn
screen	giving
video games	afraid



Tom and Sara are at the swimming pool. It's a hot (1) and sunny day. Tom sees a man \_\_\_\_\_ (2) diving lessons. "Come on, Sara! Let's \_\_\_\_\_ (3) how to dive," he says. Sara is \_\_\_\_\_ (4). She feels nervous. "No, thanks," she says. "I'd rather play \_\_\_\_\_ (5)." Just then, they hear a loud beep. The \_\_\_\_\_ (6) on Sara's video game is black. The \_\_\_\_\_ (7) is dead. "Come diving," says Tom. "You can do it!" Sara feels more \_\_\_\_\_ (8). "OK," she says. "Let's try it!"

## B Write and match.



Sara feels \_\_\_\_\_

• "No" \_\_\_\_\_ "I'd" \_\_\_\_\_



• Tom sees \_\_\_\_\_



• Sara feels \_\_\_\_\_

• "OK." \_\_\_\_\_ "Let's" \_\_\_\_\_




### C Circle.




- |                                    |      |       |
|------------------------------------|------|-------|
| 1. Tom and Sara are at the beach.  | True | False |
| 2. Sara is playing video games.    | True | False |
| 3. Tom wants to learn how to dive. | True | False |

### D Write.

Come on! I'd rather snowboard. I'm tired of playing basketball.  
play tennis Let's learn how to ski.



 Come on!  
\_\_\_\_\_  
 No, thanks.  
\_\_\_\_\_  
 OK.  
\_\_\_\_\_

2.  \_\_\_\_\_ Let's learn how to \_\_\_\_\_  
\_\_\_\_\_  
 Sounds fun.  
\_\_\_\_\_  
 Great!  
\_\_\_\_\_



### E What about you? Write.

1. What do you want to learn how to do?

\_\_\_\_\_

2. What are you good at doing?

\_\_\_\_\_

3. Are you a confident person or a shy person?

\_\_\_\_\_

# Lesson 4 Travel and Trade

## A Write.

<b>A</b>	<b>B</b>	<b>C</b>	<b>D</b>	<b>E</b>	<b>F</b>	<b>G</b>	<b>H</b>	<b>I</b>	<b>J</b>	<b>K</b>	<b>L</b>	<b>M</b>
d	o	q	a	p	w	f	v	j	t	b	z	s
<b>N</b>	<b>O</b>	<b>P</b>	<b>Q</b>	<b>R</b>	<b>S</b>	<b>T</b>	<b>U</b>	<b>V</b>	<b>W</b>	<b>X</b>	<b>Y</b>	<b>Z</b>
c	h	x	e	i	g	n	u	r	m	y	l	k

1. difficult  
ARGGRNUYJ

2. \_\_\_\_\_  
VQJUVT

3. \_\_\_\_\_  
SBBAM

4. \_\_\_\_\_  
KQNBWQ GDWBUM

5. \_\_\_\_\_  
MRYZ

6. \_\_\_\_\_  
VUYQV

## B Read and write.

### Skills Tip


Scan the reading for numbers.

### Christopher Columbus and North America

Christopher Columbus read about Marco Polo and the Silk Road. He wanted to bring silk and other goods to Europe, too.

Columbus traveled across the ocean from Spain in 1492, when he was 41. He went with three boats and ninety men. They traveled for seventy days before they saw North America in front of them. They stayed there for three months and then returned to Europe.

Columbus became famous. He traveled to North America three more times. He was 50 when he made his last trip.



1. Christopher Columbus traveled across the ocean with \_\_\_\_\_ boats and \_\_\_\_\_ men.
2. Christopher Columbus and his men traveled for \_\_\_\_\_ days before they saw North America.
3. Christopher Columbus and his men stayed in North America for \_\_\_\_\_ months.

## C Write.

1. Who did Christopher Columbus read about?

---

2. What did Christopher Columbus want to bring to Europe?

---

3. What continent did Christopher Columbus travel to?

---

## D Fill in the chart. Then write.

Marco Polo		Christopher Columbus		
	His age when he traveled on the Silk Road.	His age when he met the ruler of China.	His age when he traveled across the ocean from Spain.	His age when he made his last trip.
Age	17	21		

1. What did Marco Polo do when he was 17?

He traveled on the Silk Road.

2. What did Christopher Columbus do when he was 41?

---

3. What did Christopher Columbus do when he was 50?

---

## E Think and write.

Marco Polo was 17 when he traveled to Asia. Christopher Columbus was 41 when he traveled to North America. Is it better to travel when you're young or when you're old?

---

---



# 2 Camping

## Lesson 1 In the Woods

### A Circle.



- find animal tracks
- collect leaves
- explore a cave
- study insects



- collect leaves
- study insects
- pick wild strawberries
- identify trees



- pick wild strawberries
- identify trees
- find animal tracks
- explore a cave



- study insects
- explore a cave
- find animal tracks
- collect leaves



- explore a cave
- study insects
- identify trees
- pick wild strawberries



- collect leaves
- identify trees
- pick wild strawberries
- find animal tracks

### B Look at A. Write.

1. What can he do? He can explore a cave.

2. \_\_\_\_\_


3. \_\_\_\_\_

4. \_\_\_\_\_


5. \_\_\_\_\_

6. \_\_\_\_\_

**C Circle.**



**Morning**



**Afternoon**

1. What was she doing in the morning?

He was exploring a cave.  
She was collecting leaves.

2. What was he doing in the morning?  
afternoon?

He was studying insects.  
She was identifying trees.

3. What was he doing in the morning?

He was identifying trees.  
She was finding animal tracks.

4. What was she doing in the morning?  
afternoon?

He was picking wild strawberries.  
She was finding animal tracks.

**D Look at C. Write.**

1. Was he finding animal tracks in the morning?

Yes, he was.

2. she trees morning?

3. she strawberries afternoon?

4. he cave afternoon?

# Lesson 2 Making Camp

## A Match.

1. tell stories \_\_\_\_

2. put out the campfire \_\_\_\_

3. build a campfire \_\_\_\_

4. roast fish \_\_\_\_

5. set up the tent \_\_\_\_

6. look at the stars \_\_\_\_



## B Look at A. Write.

1. She was telling stories when I arrived at the campsite.

2. When \_\_\_\_\_

3. He \_\_\_\_\_

4. When \_\_\_\_\_

5. She \_\_\_\_\_

6. When \_\_\_\_\_

## C Unscramble.

1. What were you doing when you saw the deer?

I swa itestng pu hte entt

2. What were you doing when you saw the deer?

I asw kognloi ta hte atssr

3. What were you doing when you saw the deer?

I wsa ignuttp tuo het ricafemp

## Skills Writing

### D Add quotation marks.

1. "John was telling stories when I arrived," said Mary.
2. I want to roast fish! said Jake.
3. Did you feel nervous when you explored the cave? asked Jane's mother.
4. No, I didn't, said Jane. I felt confident.

### E Rewrite and add quotation marks.

Bella was camping in the woods with her mom. Mom! she said. I saw a deer!

Really? What were you doing when you saw it? asked her mother.

I was looking at the stars, said Bella.

Bella was camping in the woods with her mom. "Mom!"

# Lesson 3 Reading

## A Write.

lost    campsite    way out  
 far    shouts    cave  
 way    follow



Kelly and Beth are studying insects in the woods when they see a cave.

“Let’s explore it!” says Kelly.

They go into the \_\_\_\_\_ and walk for a long time.  
 (1)

Then Beth sees a \_\_\_\_\_. The girls walk out  
 (2)

of the cave, but they can’t tell where they are. They

\_\_\_\_\_ some tracks and see Kelly’s mother.  
 (3)

“Mom!” \_\_\_\_\_ Kelly. “We got \_\_\_\_\_!”  
 (4) (5)

Which way is the \_\_\_\_\_?  
 (6)

“It’s that \_\_\_\_\_,” says Kelly’s mom. “I can go  
 (7)

with you. It isn’t \_\_\_\_\_.”  
 (8)

“Thanks a lot!” says Kelly.

## B Circle.

1. Kelly’s mother    are    studying insects in the woods.  
 Kelly and Beth    collecting leaves in the woods.

2. They go into a    woods    and walk for a long    time.  
                                  cave    way.

3. Then    Beth    sees a    campsite.  
                  Kelly    way out.

4. They    follow    some tracks and see    Beth’s mother.  
                  explore    Kelly’s mother.

## C Write.

1. What do Kelly and Beth explore?

---

2. What do Kelly and Beth follow?



---



3. Who helps Kelly and Beth find the campsite?

---

## D Write.

It's that way. Thanks, anyway. Which way is the cave?  
roller coaster Thanks a lot! I don't know

1.   Which way is the \_\_\_\_\_  
\_\_\_\_\_  
\_\_\_\_\_

2.  \_\_\_\_\_  
 Sorry \_\_\_\_\_  
\_\_\_\_\_

## E What about you? Write.

1. Were you ever lost? Where were you?

---

2. Did you ask someone for help? Who was it?

---

3. How would you help someone who is lost?

---

## A Find and circle.

stem  
root  
seed  
oxygen  
size  
underground



## B Read and write.

### Skills Tip

Use headings to find information.

## The Corn Plant

People eat corn in many countries. They also feed corn to animals, like cows and chickens. The corn plant has many parts.

### Stem

The corn plant has a strong stem that helps the plant to stand up. Most corn plants grow from one to three meters tall.

### Leaves

The corn plant usually has twenty or more leaves. The leaves make food for the plant.

### Roots

The roots of the corn plant can grow about two meters long underground. The roots take in food and water for the plant.



### Seeds

Each corn plant makes one or two ears. The ears have hundreds of seeds, which grow and become new plants. There can be eight hundred seeds on one ear.

1. How many leaves does the corn plant have?

---

2. How long can the roots of a corn plant grow?

---

3. How many seeds can there be on one ear of corn?

---

### C Circle.

- |  |      |       |
|--|------|-------|
| 1. People feed corn to cows and chickens.        | True | False |
| 2. The roots of the corn plant grow underground. | True | False |
| 3. The leaves help the plant to stand up.        | True | False |
| 4. Each corn plant has one or two seeds.         | True | False |

### D Write.

stem   leaves   roots   seeds



1. Which parts of the plant are these? What do they do?

Those are the leaves. They make food for the plant.

2. Which parts of the plant are these? What do they do?

---

---

3. Which part of the plant is this? What does it do?

---

---

4. Which parts of the plant are these? What do they do?

---

---

### E Think and write.

People grow corn on six continents. The corn plant grows best in warm places. Which continent do you think corn does not grow on?

---

---

---



# Check Up 1

## Units 1 and 2

### A Match.

- |          |   |                 |          |
|----------|---|-----------------|----------|
| 1. find  | • | • in a play     | ___      |
| 2. roast | • | • insects       | ___      |
| 3. act   | • | • late          | ___      |
| 4. tell  | • | • animal tracks | <u>b</u> |
| 5. sleep | • | • stories       | ___      |
| 6. study | • | • fish          | ___      |



### B Read and connect.

1. Was he exploring a cave on the afternoon? Yes, he was.  
 collecting in



2. I felt sleepy, but he felt wide-awake.  
 wide-awake, sleepy.



3. He was building a campfire when I arrive at the campsite.  
 putting out arrived



4. She learned what to dive when she was on vacation.  
 how is



**C Unscramble and write. Then number.**

1. doing / you / saw / what / deer / the / you / were / when

I was building a campfire.

2. on / when / he / did / was / vacation / do / what / he

He rode a roller coaster.

3. acted / did / play / you / a / how / feel / in / when / you

I felt shy, but she felt confident.

4. was / morning / the / she / what / in / doing

She was picking wild strawberries.



**D Look at the pictures. Write.**

It's that way.      Sounds fun.

1.   
 Come on! Let's learn how to surf.   
 \_\_\_\_\_ I'm tired of playing video games.


2.   
 Which way is the campsite?   
 Thanks a lot!   
 \_\_\_\_\_

**E What did you do on your last vacation? Write.**

\_\_\_\_\_

**F** Do the puzzle.

- collect
- oxygen
- returned
- stories
- nervous
- ruler
- roots
- cave
- build
- sleepy
- competition
- play



Across →

- 2. \_\_\_\_\_ a campfire
- 4. Marco Polo met the \_\_\_\_\_ of China, Kublai Khan.
- 7. win a \_\_\_\_\_
- 10. I felt \_\_\_\_\_, but he felt wide-awake.
- 12. She felt relaxed, but I felt \_\_\_\_\_.

Down ↓

- 1. \_\_\_\_\_ leaves
- 3. The \_\_\_\_\_ of a plant usually grow underground.
- 5. Marco Polo \_\_\_\_\_ to Italy when he was 41.
- 6. explore a \_\_\_\_\_
- 8. Plants give us \_\_\_\_\_.
- 9. act in a \_\_\_\_\_
- 11. tell \_\_\_\_\_

**A Read and write.****Girl Scouts and Girl Guides**

Robert Baden-Powell wrote Scouting for Boys in 1908. In 1910, his sister Agnes started the Girl Guides, a scouting group for girls in England.

Two years later, Juliette Gordon Low started the first scouting group for girls in the USA. She called her group the Girl Scouts.

Today, there are Girl Scouts and Girl Guides in over 145 countries. The girls who join these groups learn how to camp and hike. They also learn how to be safe and confident in the woods.



1. When did the Girl Guides start?  
\_\_\_\_\_
2. Where did the Girl Scouts start?  
\_\_\_\_\_
3. What do the girls in these groups learn how to do?  
\_\_\_\_\_

**B Underline the book titles.**

1. Girl Scouts can read the Girl Scout Handbook to learn about scouting.
2. The writer Rustichello wrote a book called The Travels of Marco Polo.
3. Treasure Island is a great story by Robert Louis Stevenson.

**C Write. Then underline the book titles.**

What are some of your favorite books? Who wrote them?

---



---



---

# 3 Class Party

## Lesson 1 Planning a Party

### A Unscramble and number.

1. \_\_\_\_\_

kame scatedorino

2. \_\_\_\_\_

grinb tufir cejui

3. \_\_\_\_\_

droer zipsaz

4. \_\_\_\_\_

yub slonboal

5. \_\_\_\_\_

osecoh hte scimu

6. \_\_\_\_\_

kabe kepscacu



### B Look at A. Write.

1. He's going to make decorations.

2. \_\_\_\_\_

3. \_\_\_\_\_

4. \_\_\_\_\_

5. \_\_\_\_\_

6. \_\_\_\_\_

**C Write.**

for	order	bring	cupcakes	We'll	the	music
1	2	3	4	5	6	7
I'll	pizzas	bake	party	choose	juice	fruit
8	9	10	11	12	13	14

- \_\_\_\_\_
 


8            12            6            7            1            6            11
- \_\_\_\_\_
 


8            3            14            13            1            6            11
- \_\_\_\_\_
 

5            10            4            1            6            11
- \_\_\_\_\_
 


5            2            9            1            6            11

**D Write.**


- 

What will she do?  
She'll buy balloons.
- 

\_\_\_\_\_

\_\_\_\_\_
- 

\_\_\_\_\_

\_\_\_\_\_
- 





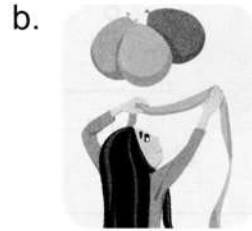

\_\_\_\_\_

\_\_\_\_\_

# Lesson 2 Starting a Party

## A Match.

1. pour the juice \_\_\_\_\_
2. put out the cupcakes \_\_\_\_\_
3. put up the decorations \_\_\_\_\_
4. set up the music \_\_\_\_\_
5. serve the pizzas \_\_\_\_\_
6. blow up the balloons \_\_\_\_\_



## B Look at A. Write.

1. Will she put up the decorations?  
Yes, she will.
2. \_\_\_\_\_ pizzas?  
\_\_\_\_\_
3. \_\_\_\_\_ juice?  
\_\_\_\_\_
4. \_\_\_\_\_ music?  
\_\_\_\_\_
5. \_\_\_\_\_ balloons?  
\_\_\_\_\_
6. \_\_\_\_\_ cupcakes?  
\_\_\_\_\_

### C Write.



1. Who will serve the pizzas? He will.

2. \_\_\_\_\_

3. \_\_\_\_\_

4. \_\_\_\_\_

### Skills Reading

### D Read and write.

#### A Party for Bill

Linda's older brother Bill is coming home from basketball camp. Linda's mother wants to have a party for him.

"What will you make for Bill?" asks Linda.

"I'll make chicken and rice," says her mother.  
"It's his favorite meal."

"What will Dad do?" asks Linda.

"He'll buy balloons at the store."

"Will he blow up the balloons?" asks Linda.

"Yes, he will, but you can help him," says her mother.

"I'll make some decorations," says Linda.

"That's a great idea," says her mother.

"We'll put them up together. It's going to be a great party!"



1. Who will make chicken and rice?

\_\_\_\_\_

\_\_\_\_\_

2. Who will buy the balloons?

\_\_\_\_\_

\_\_\_\_\_

3. Who will make the decorations?

\_\_\_\_\_

\_\_\_\_\_

# Lesson 3 Reading

## A Write.

highway out down  
safe planning more  
problem crosswalk

Maria and Carol are \_\_\_\_\_ a party in the park.  
(1)

Maria will bring the pizza, and Carol will buy the juice.

On the day of the party, Maria looks in her bag.

"Carol, we're \_\_\_\_\_ of paper plates," says  
(2)

Maria. "Could you get some \_\_\_\_\_?"  
(3)


"Sure, no \_\_\_\_\_," says Carol. "The supermarket  
(4)  
is across the highway."

Carol gets on her bike to ride across the \_\_\_\_\_.  
(5)

"Carol, it's not \_\_\_\_\_!" says Maria. "Go  
(6)

\_\_\_\_\_ the street and use the \_\_\_\_\_."  
(7) (8)

"You're right," says Carol. "Thanks, Maria."



## B Unscramble.

1. \_\_\_\_\_

planning / are / park / Maria / in / and / Carol / a / the / party

2. \_\_\_\_\_

Maria / day / party / bag / on / the / her / looks / of / in / the

3. \_\_\_\_\_

bike / the / gets / highway / Carol / ride / her / on / to / across




## C Circle.

- |  |      |       |
|--|------|-------|
| 1. Maria and Carol are out of pizza.       | True | False |
| 2. The supermarket is across the highway.  | True | False |
| 3. Maria wants Carol to use the crosswalk. | True | False |

## D Write.

That's OK.      I can't right now.      Could you get some more?  
Thanks.      Sure, no problem.      We're out of milk.

1.   \_\_\_\_\_ *Could you*  
*get some more?*  
 \_\_\_\_\_  
 \_\_\_\_\_

2.  *We're out of bread.* \_\_\_\_\_  
\_\_\_\_\_  \_\_\_\_\_  
\_\_\_\_\_ *I'm busy.* \_\_\_\_\_  
\_\_\_\_\_  \_\_\_\_\_



## E What about you? Write.

1. What do you do to get ready for a party?

\_\_\_\_\_

2. What do you usually buy at the supermarket?

\_\_\_\_\_

3. What do you and your friends like to do at the park?

\_\_\_\_\_

# Lesson 4 Celebrations

## A Write.

children  
season  
samba parade  
delicious  
traditions  
celebrate

1. People around the world like to \_\_\_\_\_.
2. In each \_\_\_\_\_, there are different celebrations.
3. Every celebration has special \_\_\_\_\_.
4. In China, they serve \_\_\_\_\_ food for the Lunar New Year.
5. \_\_\_\_\_ will get a gift of money.
6. In Brazil, they'll watch singers and dancers in the \_\_\_\_\_.

## B Read and write.

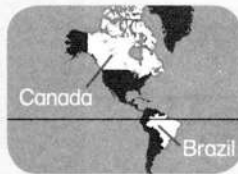
### Skills Tip

Pictures can help you understand the reading.

### Celebrating Together

#### New Year's Day

Most people celebrate New Year's Day on January 1st. On this day, it's winter in Canada and summer in Brazil. Friends will meet to celebrate the coming year.



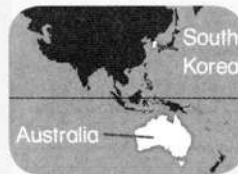
#### Earth Day

People celebrate Earth Day on April 22nd. On this day, it's spring in Mexico and fall in Argentina. People will think of ways to take care of the Earth.



#### World Oceans Day

People celebrate World Oceans Day on June 8th. On this day, it's summer in South Korea and winter in Australia. People will give thanks for the world's oceans and the animals that live there.



#### World Food Day

People celebrate World Food Day on October 16th. On this day, it's fall in Egypt and spring in South Africa. People will give thanks for their food and try to help others who are hungry.



1. Is Canada in North America or South America?

2. Is Egypt in the north or the south part of Africa?

3. Is South Korea north or south of Australia?

## C Write.

1. When is Earth Day?

---

2. Do people in Egypt celebrate World Food Day in the spring or in the fall?

---

3. In what season do people in Australia celebrate World Oceans Day?

---

## D Fill in the chart. Then write.

Celebration	New Year's Day		Earth Day		World Oceans Day		World Food Day	
Country	Canada	Brazil	Mexico	Argentina	South Korea	Australia	Egypt	South Africa
Season	winter	summer						

1. What will people in Brazil do in the summer?

They'll celebrate New Year's Day.

2. What will people in South Africa do in the spring?

---

3. What will people in Argentina do in the fall?

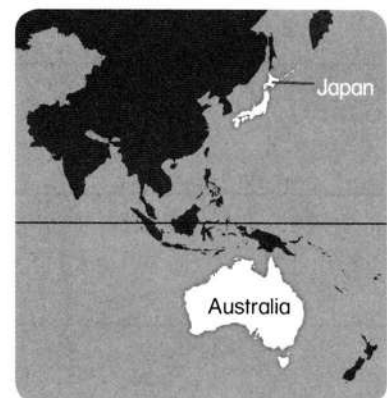
---

4. What will people in Australia do in the winter?

---

## E Think and write.

How is New Year's Day in Japan and Australia the same? How is it different? People in Japan and Australia celebrate New Year's Day on the same day, \_\_\_\_\_, but they celebrate it in different seasons. In Japan, it's \_\_\_\_\_, but in Australia, it's \_\_\_\_\_.




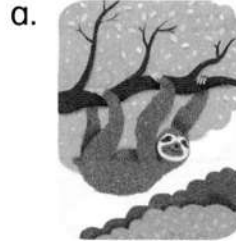
# 4

# The Amazon Rain Forest



## Lesson 1 Comparisons

### A Match.

1. energetic spider monkey \_\_\_\_


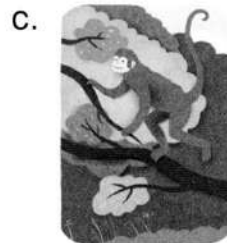


2. colorful macaw \_\_\_\_



3. dangerous jaguar \_\_\_\_

4. plain egret \_\_\_\_



5. friendly river dolphin \_\_\_\_

6. calm sloth \_\_\_\_

### B Unscramble.

1. \_\_\_\_\_

is / dangerous / jaguar / the

2. \_\_\_\_\_

river / is / dolphin / the / friendly

3. \_\_\_\_\_

colorful / the / is / macaw

4. \_\_\_\_\_

monkey / is / spider / the / energetic



# Lesson 2 Comparisons

## A Write.

1.




---



---

2.




---



---

3.




---



---

4.




---



---

5.




---



---

6.




---



---

## B Connect.

1.



This puzzle is the cheapest one here.  
 These bracelet are the most expensive ones here.

2.



This bracelet is the most comfortable one here.  
 These sandals are the most uncomfortable ones here.

3.




This sandals is the most difficult one here.  
 These puzzle are the easiest ones here.

### C Write.



Which bracelet is the most expensive?  
This bracelet.



\_\_\_\_\_  
\_\_\_\_\_  
\_\_\_\_\_

### Skills Writing

#### D Underline the superlative adjectives.

1. This sofa is the most comfortable one here.
2. Which skateboard is the cheapest?
3. Math is my easiest class.
4. Brian is the most excited about the new dog.

#### E Rewrite using superlative adjectives.

Jack is the (tall) boy on our basketball team, but he has the (cheap) shoes. I'm the (short) boy on the team, but I'm also the (fast). I have the (expensive) shoes. Together, we make a great team!

Jack is the tallest boy  
\_\_\_\_\_  
\_\_\_\_\_  
\_\_\_\_\_  
\_\_\_\_\_  
\_\_\_\_\_

# Lesson 3 Reading

## A Write.

save      instead  
earn      enough  
guitar    most colorful  
want      competition



Laura wants to win a music \_\_\_\_\_ in July,  
(1)

but her guitar is getting old. She needs to buy a new one.

Laura and her friend Paul visit a guitar shop. Laura points to a colorful \_\_\_\_\_.  
(2)

"I \_\_\_\_\_ that one," she says. "It's the  
(3) \_\_\_\_\_ one here."  
(4)

Paul points to a plain guitar. "How about this one,  
\_\_\_\_\_?" he asks. "It's cheaper."  
(5)

"It's OK," says Laura, "but I like the colorful guitar."

"Do you have \_\_\_\_\_ money?" asks Paul.  
(6)

"Yes," says Laura. "I \_\_\_\_\_ money by helping my  
(7) parents. I \_\_\_\_\_ all my money."  
(8)

Laura buys the colorful guitar and wins the competition!

## B Write and number.



Paul points \_\_\_\_\_

"How \_\_\_\_\_ he asks.

Laura buys \_\_\_\_\_



Laura points \_\_\_\_\_

"I \_\_\_\_\_ she says.

### C Write.

1. What does Laura want to do in July?

---

2. How does Laura earn money?

---

3. Which guitar does Laura buy?

---

### D Write.

It's cheaper. Good choice! How about this one, instead? I want that one.

1.



I want that one.

---

---

---

2.



---

---



### E What about you? Write.

1. What do you do to earn money?

---

2. What do you like to buy? How do you choose it?

---

3. Do you save your money?

---

# Lesson 4 Birds and Biomes

## A Write.

<b>A</b>	<b>B</b>	<b>C</b>	<b>D</b>	<b>E</b>	<b>F</b>	<b>G</b>	<b>H</b>	<b>I</b>	<b>J</b>	<b>K</b>	<b>L</b>	<b>M</b>
d	o	q	a	p	w	f	v	j	t	b	z	s
<b>N</b>	<b>O</b>	<b>P</b>	<b>Q</b>	<b>R</b>	<b>S</b>	<b>T</b>	<b>U</b>	<b>V</b>	<b>W</b>	<b>X</b>	<b>Y</b>	<b>Z</b>
c	h	x	e	i	g	n	u	r	m	y	l	k

1. \_\_\_\_\_ 2. \_\_\_\_\_ 3. \_\_\_\_\_  
 GVQMOFDJQV SVDMMYDTA GBVQMJ
4. \_\_\_\_\_ 5. \_\_\_\_\_ 6. \_\_\_\_\_  
 AQMQVJ TDJUVDY NBWWUTRJK JUTAVD

## B Read and underline the first sentence of each paragraph. Then write.

### Skills Tip

The first sentence of a paragraph usually tells about the subject.

### Birds of the Earth

The Earth has over ten thousand kinds of birds. Which bird is the smallest, the biggest, or the fastest?

The smallest bird is the bee hummingbird. It's only about five centimeters long. It lives in the forests of Cuba.



The biggest bird is the North African ostrich, which lives in the grasslands of Africa. It can weigh up to 157 kilograms, but it cannot fly.



The fastest flying bird is the peregrine falcon. This bird can fly up to two hundred kilometers an hour. It lives in many places, from the tundra to the desert.

1. How long is the bee hummingbird?

2. How much can the North African ostrich weigh?

3. Where does the peregrine falcon live?

### C Circle.

- |   |      |       |
|---|------|-------|
| 1. The bee hummingbird lives in the forests of Cuba.          | True | False |
| 2. The North African ostrich lives in the grasslands.         | True | False |
| 3. The peregrine falcon is the biggest bird.                  | True | False |
| 4. The peregrine falcon can fly up to two kilometers an hour. | True | False |

### D Fill in the chart. Then write.

	Bee hummingbird	North African ostrich	Peregrine falcon
Smallest	✓		
Fastest flying			
Biggest			

1. Which bird is the smallest?

The bee hummingbird.

2. Which bird can fly the fastest?

---

3. Which bird is the biggest?

---

### E Think and write.

The peregrine falcon and the North African ostrich are fast birds. The peregrine falcon is the fastest bird in the air. Where do you think the ostrich is the fastest?

---

---

---

---

# ✓ Check Up 2

Units 3 and 4

## A Write and match.

1. calm sloth

c

2. \_\_\_\_\_ balloons

\_\_\_\_\_

3. comfortable \_\_\_\_\_

\_\_\_\_\_

4. \_\_\_\_\_ cupcakes

\_\_\_\_\_

5. \_\_\_\_\_ puzzle

\_\_\_\_\_

6. pour the \_\_\_\_\_

\_\_\_\_\_

a.



d.



b.



e.



c.



f.



## B Read, circle, and number.

1. Which puzzle is **easier** / **the easiest**?

This puzzle.

2. Who will **set up** / **put up** the music?

He will.



3. Is the jaguar **more dangerous** /

**friendlier** than the river dolphin?

Yes, it is.

4. What will she do?

She'll **make** / **bake** decorations.



**C Read, circle, and write.**

1. Is the macaw plainer than the \_\_\_\_\_ ? 2. Which \_\_\_\_\_ is the most expensive?

- a. egret
- b. monkey
- c. sloth



- a. sandals
- b. puzzle
- c. bracelet



No \_\_\_\_\_

\_\_\_\_\_

3. What \_\_\_\_\_ he do?

- a. is
- b. will
- c. are



4. Who will serve the \_\_\_\_\_ ?

- a. juice
- b. cupcakes
- c. pizzas



\_\_\_\_\_

\_\_\_\_\_

**D Look at the pictures. Write.**

1.

\_\_\_\_\_  
Could you get some more?



Sure, no problem.

2.

I want that one.



How about this one, instead?  
\_\_\_\_\_


It's cheaper. We're out of juice.

**E What will you do after English class? Write.**

\_\_\_\_\_

**F Find and circle.**

delicious    cupcakes    comfortable    tradition    expensive    balloons  
 natural    pizzas    energetic    tundra    plain    decorations



**G Write the missing letters.**

1. buy b \_\_\_\_\_
2. p \_\_\_\_\_ egrets
3. \_\_\_\_\_ l \_\_\_\_\_ pizza
4. e \_\_\_\_\_ bracelet
5. \_\_\_\_\_ a \_\_\_\_\_ communities
6. cold \_\_\_\_\_ a \_\_\_\_\_
7. order p \_\_\_\_\_
8. \_\_\_\_\_ e \_\_\_\_\_ spider monkeys
9. bake c \_\_\_\_\_
10. special t \_\_\_\_\_
11. make \_\_\_\_\_ c \_\_\_\_\_
12. \_\_\_\_\_ o \_\_\_\_\_ sandals

**A Read and write.****Freshwater**

People will always need freshwater. Freshwater is water that is not in the world's oceans. You can find freshwater in rivers and lakes.

The world has many rivers. The Amazon River in South America has more water than any other river in the world, but the Nile River in Africa is the longest.

There are also many lakes in the world. Lake Superior, which is in the USA and Canada, is the biggest lake in North America. Lake Titicaca has more water than any other lake in South America.

1. What kind of water is not in the world's oceans?

---

2. What river has the most water?

---

3. Which is the longest river?

---

**B Underline the nouns.**

1. The Mississippi River is the longest river in the USA.

2. I'm taller than my best friend.

3. Apples are healthier than candy.

**C Write. Then underline the nouns.**

What is the longest river in your country? What is the biggest lake?

---

---

# 5 Busy Students

## Lesson 1 Activities

### A Connect.



check my clothes  
pack a schoolbag



floss a hair  
wash my teeth



take my shower  
check a calendar



iron a schoolbag  
pack my clothes



floss my shower  
take a calendar



wash a teeth  
iron my hair

### B Find and write.

1. I'll pack my schoolbag.

2. \_\_\_\_\_

3. \_\_\_\_\_

4. \_\_\_\_\_



**C Write.**



I often wash my hair before I go to bed.

2. \_\_\_\_\_  
\_\_\_\_\_

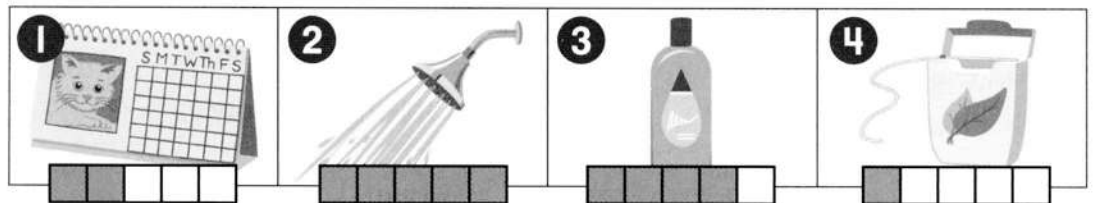


\_\_\_\_\_

4. \_\_\_\_\_  
\_\_\_\_\_



**D Write.**



1. Do you check your calendar before you go to bed?  
Yes, I sometimes do.

2. \_\_\_\_\_

3. \_\_\_\_\_

4. \_\_\_\_\_

# Lesson 2 Adverbs

## A Do the puzzle.

Across →

1.



2.



3.



Down ↓


4.



5.



6.



## B Look at A. Circle.

1. How is she writing? She's writing quickly.  
 walking? She's walking carefully.

2. How is she walking? She's walking quietly.  
 talking? She's talking slowly.

3. How is he talking? He's talking carefully.  
 writing? He's writing quietly.

4. How is she walking? She's walking carelessly.  
 writing? She's writing quickly.

5. How is he talking? He's talking carelessly.  
 writing? He's writing loudly.

6. How is he walking? He's walking slowly.  
 talking? He's talking loudly.

### C Match and write.



•

•

\_\_\_\_\_ she walking \_\_\_\_\_

\_\_\_\_\_

•

•

\_\_\_\_\_ slowly \_\_\_\_\_



•

•

\_\_\_\_\_ Is he writing carefully \_\_\_\_\_  
or carelessly?

•

•

\_\_\_\_\_ quietly \_\_\_\_\_



•

•

\_\_\_\_\_ he talking \_\_\_\_\_

\_\_\_\_\_

•

•

\_\_\_\_\_ He's writing \_\_\_\_\_

\_\_\_\_\_

### Skills Reading

### D Read and write.

#### The Camping Trip

“Tim, do you want to go camping with me?” asks Tim’s older brother. “We can set up the tent and look at the stars.”

“OK!” says Tim. “I’ll take a shower and pack my backpack.”

“We’ll go in thirty minutes,” says Tim’s brother.

Tim takes a shower quickly. He opens his backpack and puts in a soccer ball and some chocolate. His brother walks in and looks at Tim’s backpack.

“Are you packing carefully?” his brother asks. “Did you pack pajamas? Did you pack your floss?”

“No,” says Tim. “I’ll pack more carefully.”

“That’s good,” says his brother.



1. What will Tim and his brother set up?

\_\_\_\_\_

\_\_\_\_\_

2. How does Tim take a shower?

\_\_\_\_\_

\_\_\_\_\_

3. Is Tim packing carefully or carelessly?

\_\_\_\_\_

\_\_\_\_\_

# Lesson 3 Reading

## A Write.

almost practice still proud ready hour beautifully recital



Tomorrow is Jim's first violin recital. He's a little nervous.

"Are you \_\_\_\_\_ (1) for your recital?" asks his father.

"No, I'm not," says Jim. "I \_\_\_\_\_ (2) need to \_\_\_\_\_ (3)."

One \_\_\_\_\_ (4) later, Jim's father goes to Jim's room. He

sees Jim practicing his violin.


"Dinner is almost ready," says his father.

"And I'm \_\_\_\_\_ (5) ready for my \_\_\_\_\_ (6)," says Jim.

The next day, Jim plays \_\_\_\_\_ (7). "I'm

\_\_\_\_\_ (8) of you, Jim," says his father.

## B Match.



One hour later, Jim's father goes to Jim's room.

The next day, Jim plays beautifully.

Tomorrow is Jim's first violin recital. He's a little nervous.

## C Circle.

- |   |      |       |
|---|------|-------|
| 1. Tomorrow is Jim's first piano recital. | True | False |
| 2. Jim is nervous about his recital.      | True | False |
| 3. Jim does not play well at his recital. | True | False |

## D Write.

I practiced all week.      Yes, I think so.      English test  
competition              I still need to study.      No, I'm not.



Are you ready for your



2.  Are you ready for your



## E What about you? Write.

1. What do you do to get ready for a test?

2. Where do you usually study?

3. What do you practice? How long do you practice every day?

# Lesson 4 Your Health

## A Circle.

1. Take a shower often and go to bed early.  
successful.
2. Try to get some balanced meal  
exercise once or twice a day.
3. It's important to eat a possible  
balanced meal three times a day.
4. Getting enough sleep is a healthy habit.  
exercise.

## B Read and write.

### Skills Tip

Skim the reading for main ideas.

### Balanced Meals

Did you know that eating balanced meals is good for your health? A balanced meal has food from all six food groups. Your age and how much you exercise can tell you how much to eat from each group.



The first food group is called grains. Foods like bread, rice, and pasta are in this group. The next two groups are vegetables and fruits. Next comes the dairy group, which has foods like cheese and yogurt in it. After that is the meat and beans group. The last group is called oils. You can find oils in foods like nuts, fish, and some vegetables.

1. What kind of meals are good for your health?

2. How many food groups are in a balanced meal?

3. What can tell you how much to eat from each group?

### **C Write.**

1. Where can you find oils?

---

2. What is the first food group called?

---

3. What are some foods in the dairy group?

---

### **D What about you? Fill in the chart. Then write.**

The food groups	Breakfast	Lunch	Dinner
grains			
vegetables			
fruits			
dairy			
meat and beans			
oils			

1. How often do you eat foods from the grains group?

I eat foods from the grains group \_\_\_\_\_ a day.

2. How often do you eat foods from the dairy group?

---

3. How often do you eat foods from the meat and beans group?

---

### **E Think and write.**

Do you eat balanced meals three times a day? What are some ways that your meals could be more healthy?

---

# 6

# Making Things

## Lesson 1 Quantities

### A Unscramble and number.

1. \_\_\_\_\_

a ahfl upc fo etwra

2. \_\_\_\_\_

a podr fo odfo licronog

3. \_\_\_\_\_

a requtar pcu fo alst

4. \_\_\_\_\_

a sonoptelba fo kogocni ilo

5. \_\_\_\_\_

a puc fo loruf

6. \_\_\_\_\_

a eastonpo fo kaigbn osad



### B Look at A. Write.

1. He'll put in a half cup of water.

2. \_\_\_\_\_

3. \_\_\_\_\_

4. \_\_\_\_\_

5. \_\_\_\_\_

6. \_\_\_\_\_

**C Circle.**



How much cooking oil does he need?  
baking soda

He needs a quarter cup of cooking oil.  
a tablespoon of baking soda.



How much salt does she need?  
food coloring

She needs a drop of salt.  
a half cup of food coloring.



How much flour does she need?  
water

She needs a teaspoon of flour.  
a cup of water.

**D Write.**



two and a half cups of water

Does he have enough water?

No, he doesn't.

2. \_\_\_\_\_  
\_\_\_\_\_

a quarter cup of salt



five teaspoons of baking soda

\_\_\_\_\_  
\_\_\_\_\_

# Lesson 2 Supplies

## A Match.

1. masking tape \_\_\_\_



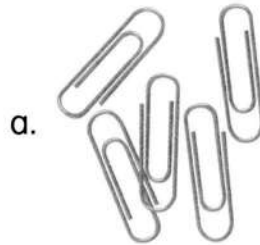
2. aprons \_\_\_\_

3. paper clips \_\_\_\_

4. modeling clay \_\_\_\_

5. cardboard \_\_\_\_

6. toothpicks \_\_\_\_



## B Write.



1. How many toothpicks do we have?

We have five toothpicks.

2. \_\_\_\_\_

3. \_\_\_\_\_

4. \_\_\_\_\_

## C Connect.



How much paper clips does she have?

How many modeling clay do they have?

She has a few paper clips.

They have a lot of modeling clay.



How much cardboard does he have?

How many toothpicks do they have?

He has a little cardboard.

They have a lot of toothpicks.

## Skills Writing

### D Circle the quantifiers.

1. They're making **a few** / **a lot of** modeling clay.
2. They need **a few** / **a little** masking tape.
3. She's bringing **a little** / **a lot of** toothpicks.

### E Rewrite using *a few, a little, or a lot of*.

At the class party, the students will serve (a few/a little) pizzas. They'll play (a few/a little) music, blow up (a little/a lot of) balloons, and put up (a few/a little) decorations. One student baked (a little/a lot of) cupcakes. Another will bring (a few/a little) juice.

At the class party, the students will  
serve a few pizzas.

---



---



---



---



---



---

# Lesson 3 Reading

## A Write.

roof            seat  
remember    bring  
stop            driving  
students      models



The \_\_\_\_\_ (1) in Colin's class each made a model of a dinosaur. They're having a show of all the \_\_\_\_\_ (2) at the science museum. Colin's parents are \_\_\_\_\_ (3) him there. "Colin, did you \_\_\_\_\_ (4) the map to the science museum?" asks his mother. "I don't remember," says Colin. "I \_\_\_\_\_ (5)," says his father. "It's here in your lunchbox." Colin looks around. "Mom, \_\_\_\_\_ (6) the car! I think I forgot my dinosaur on the \_\_\_\_\_ (7) of the car!" "Don't worry. It's here on the front \_\_\_\_\_ (8) next to me," says his mother. "Thanks, Mom," says Colin.

## B Unscramble.

- \_\_\_\_\_ a / all / the / they're / at / models / science / having / of / show / the / museum
- \_\_\_\_\_ mother / next / on / here / says / me / seat / the / it's / his / front / to
- \_\_\_\_\_ bring / museum / did / to / mother / Colin / asks / the / science / his / you / map / the

### C Write.

1. Where are Colin and his parents going?

---

2. Where does Colin think his dinosaur is?

---

3. Where is Colin's dinosaur?

---

### D Write.

It's on the table.

I found it.

Did we bring the salt?

I'm not sure.

I remember.

Did we bring the masking tape?

1.



\_\_\_\_\_

I don't remember.

\_\_\_\_\_

2.




\_\_\_\_\_

\_\_\_\_\_

Never mind

\_\_\_\_\_



### E What about you? Write.

1. Did you ever forget something important? What was it?

---

2. What did you bring to school today?

---

3. Do you use a calendar to help you remember things?

---

## Lesson 4 The Pyramids

### A Write.

take move farmer pull artisan site

1. Our teacher asked us to \_\_\_\_\_ our desks.
2. A \_\_\_\_\_ grows fruits and vegetables for us to eat.
3. It will \_\_\_\_\_ time to do my homework this evening.
4. Mary likes to \_\_\_\_\_ her toy car around the yard.
5. The building \_\_\_\_\_ is next to our school.
6. The \_\_\_\_\_ cut the stone for the pyramid.

### B Read and write.

#### Skills Tip

Pay careful attention to details when you listen and read.

### The Empire State Building

The Empire State Building in New York City is 381 meters tall. That's more than twice as tall as the Great Pyramid of Giza. When it was put up in 1931, it was the tallest building in the world. It took a lot of people and supplies to build it, but it didn't take a lot of time.

#### People

Around thirty-four hundred people worked at the building site. Many of them came from Europe.

#### Supplies

It took approximately ten million bricks to build the Empire State Building. It took a lot of steel, too. The builders moved the supplies to the site by train, and then pulled them to the top of the building by crane.

#### Time

It only took about fourteen months to build the Empire State Building.



1. How tall is the Empire State Building?

---

2. How did the builders move the supplies to the top of the building?

---

3. Did it take a lot of time to build the Empire State Building?

---

### C Circle.

- |   |      |       |
|---|------|-------|
| 1. The Empire State Building was put up in 1381.                                | True | False |
| 2. It took approximately ten million bricks to build the Empire State Building. | True | False |
| 3. The Empire State Building took more than one year to build.                  | True | False |
| 4. The builders moved the supplies to the site by plane.                        | True | False |

### D Fill in the chart. Then write.

about    around    approximately

The Empire State Building	People	Bricks	Time
How Many			
How Much			

1. How many people did it take to build the Empire State Building?

It took \_\_\_\_\_

2. How many bricks did it take to build the Empire State Building?

\_\_\_\_\_

3. How much time did it take to build the Empire State Building?

\_\_\_\_\_

### E Think and write.

How are the Empire State Building and the Great Pyramid of Giza the same? How are they different?

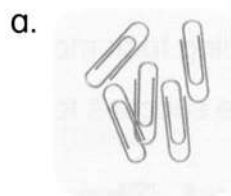
\_\_\_\_\_  
\_\_\_\_\_  
\_\_\_\_\_

# Check Up 3

Units 5 and 6

## A Match.

- |                 |   |   |                     |
|-----------------|---|---|---------------------|
| 1. a cup        | • | • | tape ____           |
| 2. masking      | • | • | clips ____          |
| 3. wash         | • | • | my schoolbag ____   |
| 4. paper        | • | • | of cooking oil ____ |
| 5. pack         | • | • | of flour <u>f</u>   |
| 6. a tablespoon | • | • | my hair ____        |



## B Read and connect.

1. I often iron my clothes before I go to bed.  
 I never iron my clothes before I went to bed.



2. How much cardboard do we have? We have three sheets.  
 How many cardboard do we have? We have three rolls.



3. Does she has enough food coloring? No, she does.  
 Does she have enough food coloring? Yes, she does.



4. How is he talking? He's talking quietly.  
 How is he walking? He's talking loudly.



**C Unscramble and write. Then number.**

1. soda / much / need / baking / does / he / how

He needs a teaspoon of baking soda.

2. bed / walk / you / to / take / do / a / before / go / you

Yes, I always do.

3. we / how / have / aprons / do / many

We have two aprons.

4. carefully / she / or / writing / is / carelessly

She's writing carefully.



**D Look at the pictures. Write.**

Never mind, I found it.

No, I'm not.

Are you ready for your recital?

1.




I still need to practice.

2.

Did we bring the map?

I'm not sure.



**E What do you do before you go to bed? Write.**



**A Read and write.**
**Are You Ready for School?**

Tomorrow is a school day! Are you ready? Before you go to bed, follow these steps. In the morning, you will feel relaxed and ready for a great day!

First, check your homework. Did you do your homework carefully? Did you finish all of it? Next, check your calendar to see what classes and activities you have tomorrow. Do you need to bring your P.E. clothes or your swimsuit? Do you need to iron any clothes? Finally, pack your schoolbag. Do you have all of your textbooks?

Just thirty minutes each night is enough time to get ready. Have a great day at school tomorrow!



1. What is the first thing you should do before you go to bed?

---

2. What should you check for on your calendar?

---

3. How much time is enough to get ready each night?

---

**B Underline the imperative verbs.**

1. Do your homework carefully.
2. Check your calendar before you go to bed.
3. Have a great day at school!

**C Write. Then underline the imperative verbs.**

What are some healthy habits? Write three healthy habits using imperative verbs.

---



---



---

# 7 World Travel

## Lesson 1 Countries

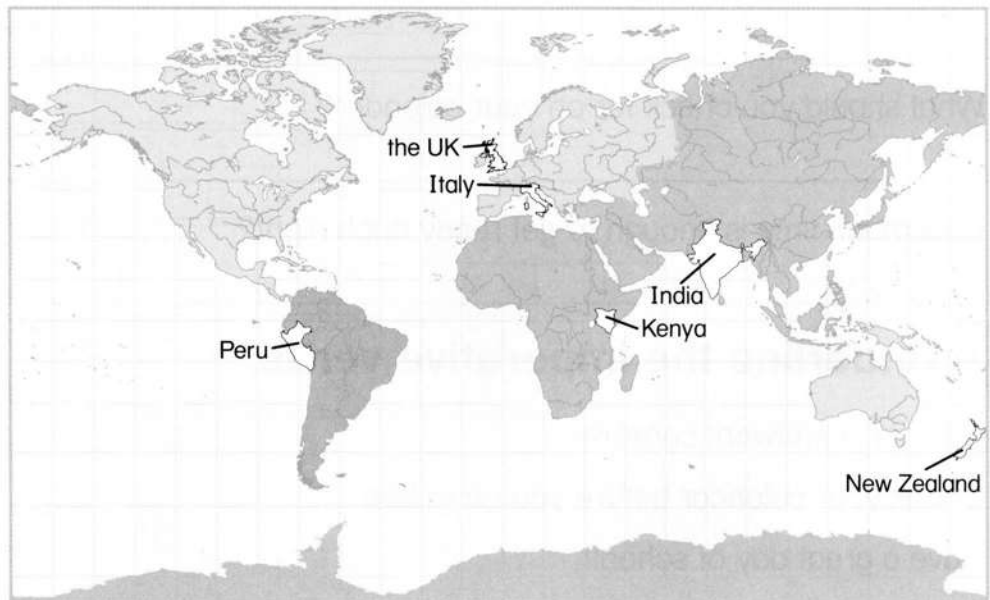
### A Match.

1. the UK \_\_\_\_\_
2. Peru \_\_\_\_\_
3. New Zealand \_\_\_\_\_
4. Kenya \_\_\_\_\_
5. India \_\_\_\_\_
6. Italy \_\_\_\_\_



### B Write.

Africa  
Antarctica  
Asia  
Australia  
Europe  
North America  
South America




1. Where's Italy? It's in Europe.
2. \_\_\_\_\_ Peru? \_\_\_\_\_
3. \_\_\_\_\_ Kenya? \_\_\_\_\_
4. \_\_\_\_\_ India? \_\_\_\_\_

## C Circle.



I've been to New Zealand. I've never been to Kenya.  
Peru. the UK.



I've been to New Zealand. I've never been to the UK.  
Italy. India.



I've been to India. I've never been to Peru.  
Kenya. New Zealand.



I've been to India. I've never been to Italy.  
the UK. New Zealand.



I've been to Italy. I've never been to Kenya.  
the UK. India.



I've been to Peru. I've never been to Italy.  
Kenya. Peru.

## D Look at C. Write.

1. Has he ever been to New Zealand? Yes, he has.

2. Has \_\_\_\_\_ India? \_\_\_\_\_

3. Have \_\_\_\_\_ Peru? \_\_\_\_\_

4. Has \_\_\_\_\_ India? \_\_\_\_\_

5. Have \_\_\_\_\_ the UK? \_\_\_\_\_

6. Has \_\_\_\_\_ Italy? \_\_\_\_\_

# Lesson 2 Experiences

## A Unscramble and number.

1. \_\_\_\_\_

edir a macel

2. \_\_\_\_\_

og csaub vidgni

3. \_\_\_\_\_

ihke ni a ainr fserot

4. \_\_\_\_\_

ese eht mydapirs

5. \_\_\_\_\_

og tarigfn

6. \_\_\_\_\_

bilcm a naimnout



## B Write.



He has ridden a camel, but he hasn't seen the pyramids.



2. \_\_\_\_\_



\_\_\_\_\_

\_\_\_\_\_

## C Write.

	1 Ride a camel	2 Hike in a rain forest	3 See the pyramids	4 Go scuba diving
	✓	✗	✗	✓
	✗	✓	✓	✗

1. Has she ridden a camel before? Yes, she has.

2. he \_\_\_\_\_

3. she \_\_\_\_\_

4. he \_\_\_\_\_

## Skills Reading

### D Read and write.

#### A Trip to Egypt

Jeff and Cody are good friends. They're in Egypt with Jeff's parents. Jeff has been to Egypt before, but it's Cody's first trip.

"Tomorrow, we'll ride a camel," says Jeff's father. "Then, we'll take a bus to see the pyramids."

Cody feels nervous.

"Why do you feel nervous, Cody?" asks Jeff.

"I've seen camels at the zoo, but I haven't ridden a camel before," says Cody.

"Have you ridden a horse before?" asks Jeff.

"Yes, I have," says Cody.

"Camels are often calmer than horses," says Jeff. "Don't worry. We'll have fun!"



1. Where has Cody seen camels before?

\_\_\_\_\_

\_\_\_\_\_

2. What has Cody ridden before?

What hasn't he ridden?

\_\_\_\_\_

\_\_\_\_\_

3. What will Jeff and Cody do after they ride a camel?


\_\_\_\_\_

\_\_\_\_\_

# Lesson 3 Reading

## A Write.

skates    like    invites  
 good    alone    show  
 each other    tae kwon do




Philip is a new student in \_\_\_\_\_ class. He  
 sits \_\_\_\_\_ and watches the other boys practice.  
 One of the boys \_\_\_\_\_ Philip to practice with him.  
 "I'm Ken," says the boy. "My dad teaches here."  
 Philip and Ken talk to \_\_\_\_\_. Ken likes  
 making model cars, just like Philip. After class, Philip puts  
 on his in-line skates.  
 "Nice \_\_\_\_\_!" says Ken.  
 "Do you \_\_\_\_\_ in-line skating?" asks Philip.  
 "I'm not very \_\_\_\_\_ at it," says Ken. "Could you  
 \_\_\_\_\_ me how?"  
 "Sure!" says Philip.

## B Write and number.



After class \_\_\_\_\_  
 \_\_\_\_\_

Philip sits \_\_\_\_\_  
 \_\_\_\_\_



One of the boys \_\_\_\_\_  
 \_\_\_\_\_

## C Circle.

- |   |      |       |
|---|------|-------|
| 1. Ken is good at in-line skating.            | True | False |
| 2. Ken's dad teaches tae kwon do.             | True | False |
| 3. Philip will show Ken how to in-line skate. | True | False |

## D Write.

Yes, I do.                      very good at it                      Could you show me how?  
rafting                          playing baseball                      play baseball after school

1.



Do you like \_\_\_\_\_



I'm not \_\_\_\_\_



Sure! \_\_\_\_\_

2.



Do you like \_\_\_\_\_



\_\_\_\_\_



Cool! Let's \_\_\_\_\_

\_\_\_\_\_



## E What about you? Write.

1. Are you good at some sports? What are they?

\_\_\_\_\_

2. What hobbies do you like?

\_\_\_\_\_

3. How did you learn your favorite sport or hobby?

\_\_\_\_\_

## Lesson 4 Explorers

### A Find and circle.

high  
leave  
reach  
grateful  
British  
lead



### B Read and write.

#### Skills Tip

Scan the reading for dates.

#### Climbing K2

K2 is the second-highest mountain in the world after Mount Everest. In 1939, Fritz Wiessner almost reached the top of K2, but he could not do it. Charles Houston tried to reach the top in 1938 and again in 1953, but he could not do it.

On July 31st, 1954, Lino Lacedelli and Achille Compagnoni from Italy became the first people to reach the top of K2. In 1977, a team from Japan became the second group to reach the top. In 1978, an American team became the third group to reach the top. In 1986, three women reached the top of K2.



1. When did Charles Houston try to reach the top of K2?

---

2. When did three women reach the top of K2?

---

3. On what day did Lino Lacedelli and Achille Compagnoni reach the top of K2?

---

### C Write.

1. What country were Lino Lacedelli and Achille Compagnoni from?

---

2. Who tried to reach the top of K2 in 1939?

---

3. What mountain is higher than K2?

---

### D Fill in the timeline. Then write.

1938			
Charles Houston tried to reach the top of K2.	Fritz Wiessner almost reached the top of K2.	Charles Houston tried again to reach the top of K2.	Lino Lacedelli and Achille Compagnoni reached the top of K2.

1. What happened in 1938?

Charles Houston tried to reach the top of K2.

2. \_\_\_\_\_

\_\_\_\_\_

3. \_\_\_\_\_

\_\_\_\_\_

4. \_\_\_\_\_

\_\_\_\_\_

### E Think and write.

Lino Lacedelli and Achille Compagnoni reached the top of K2 in the summer of 1954. Do you think it's better to climb K2 in the summer or the winter?

---

---

# 8 Computers

## Lesson 1 Using Computers

### A Match.

1. log out of the website \_\_\_\_\_



2. turn off the computer \_\_\_\_\_

3. turn down the volume \_\_\_\_\_

4. turn on the computer \_\_\_\_\_

5. log in to the website \_\_\_\_\_

6. turn up the volume \_\_\_\_\_



### B Look at A. Write.

1. Did she turn up the volume? Yes, she did.

2. \_\_\_\_\_ log in \_\_\_\_\_

3. \_\_\_\_\_ turn down \_\_\_\_\_

4. \_\_\_\_\_ turn on \_\_\_\_\_

5. \_\_\_\_\_ turn off \_\_\_\_\_

6. \_\_\_\_\_ log out \_\_\_\_\_

### C Unscramble.



turned / computer / the / I've / off / just



logged / website / I / to / the / haven't / in / yet



haven't / yet / turned / the / up / volume / I



the / on / I've / computer / turned / just



down / I / the / yet / haven't / volume / turned



out / website / just / I've / of / the / logged

### D Look at C. Write.

1. Has she turned off the computer yet? Yes, she has.

2. logged in \_\_\_\_\_

3. turned up \_\_\_\_\_

4. turned on \_\_\_\_\_

5. turned down \_\_\_\_\_

6. logged out \_\_\_\_\_

# Lesson 2 Using Computers

## A Write.



## B Write.



She's already written the email, but  
she hasn't sent it yet.



---

---



---

---

**C** Look at **B**. Write.

1. Has she written the email yet?

Yes, she's written it.

2. \_\_\_\_\_ printed the photos

3. \_\_\_\_\_ downloaded

**Skills** Writing

**D** Circle *greeting* or *closing*.

1. Dear Kate,      greeting      closing

2. Write soon,      greeting      closing

3. Hi Aunt Linda,      greeting      closing

4. Your niece,      greeting      closing

**E** Write using greetings and closings from **D**. Then rewrite.

To: Kate Parker	Subject: Vacation
_____	
How was your vacation?	
_____	
Aunt Linda	

To: _____	Subject: _____
_____	
_____	
_____	
_____	

To: Aunt Linda	Subject: Re: Vacation
_____	
I had a great vacation! I went rafting with my family.	
_____	
Kate	

To: _____	Subject: _____
_____	
_____	
_____	
_____	

## Lesson 3 Reading

### A Write.

done      know      haven't  
online      report      minute  
reminds      research



Hana and Mary are sisters. Hana needs to write a \_\_\_\_\_ about mountain climbers. She's doing \_\_\_\_\_ on the computer when Mary walks in.

"Are you almost done with the computer?" asks Mary. "Just a \_\_\_\_\_," says Hana. "I \_\_\_\_\_ finished reading this website yet."

"OK. Let me \_\_\_\_\_ when you're done," says Mary.

Thirty minutes later, Mary \_\_\_\_\_ Hana about the computer. "I need to shop for a birthday present \_\_\_\_\_," Mary says.

"I'm \_\_\_\_\_," says Hana. "Who is the birthday present for?"

"It's for you!" says Mary.

### B Unscramble.

- Hana is doing \_\_\_\_\_ on the computer.  
sechrare
- Mary needs to shop for a birthday present \_\_\_\_\_.  
lonien
- Mary \_\_\_\_\_ Hana about the computer.  
sminder
- Hana needs to write a \_\_\_\_\_ about mountain climbers.  
porert

### C Write.

1. What does Hana need to write a report about?

---

2. What is Hana reading on the computer?

---

3. What does Mary need to use the computer for?

---

### D Write.

Let me know when you're done.

I just finished

printer

piano

Go ahead and use it.

Just a minute.

Thanks!

1.



Are you almost done with the



---



OK.

---

---

2.



Are you almost done with the



Yes

---



---

---



### E What about you? Write.

1. How do you use the computer?

---

2. What things do you shop for online?

---

3. How many hours are you online each day?

---

## A Circle.

1. Wind is a **wind turbine** of natural energy.  
source
2. Some wind turbines can make enough **electricity** for one thousand homes.  
dam
3. A **solar panel** turns energy from the sun into electricity.  
source
4. A **energy** uses moving water to make electricity.  
dam

## B Read and write.

### Skills Tip


The introduction and conclusion of a reading tell you the topic.

### Wave and Tidal Energy

Scientists are excited about two sources of energy that come from our oceans. Like wind and solar energy, these energy sources are clean and will never run out.

#### Wave Energy

Scientists have designed wave turbines that use ocean waves to make electricity. There are many kinds of wave turbines.



#### Tidal Energy

The water in the ocean goes up and down each day. This is called the tide.

Scientists have designed tidal dams that use the tides to make electricity. A tidal dam in Europe makes enough electricity for two hundred forty thousand homes.

Scientists know that the ocean waves and the tide can give us clean energy for a long time. They are working hard to get even more energy from these sources.



1. How are wave and tidal energy like wind and solar energy?

2. What do scientists know about the ocean waves and the tide?

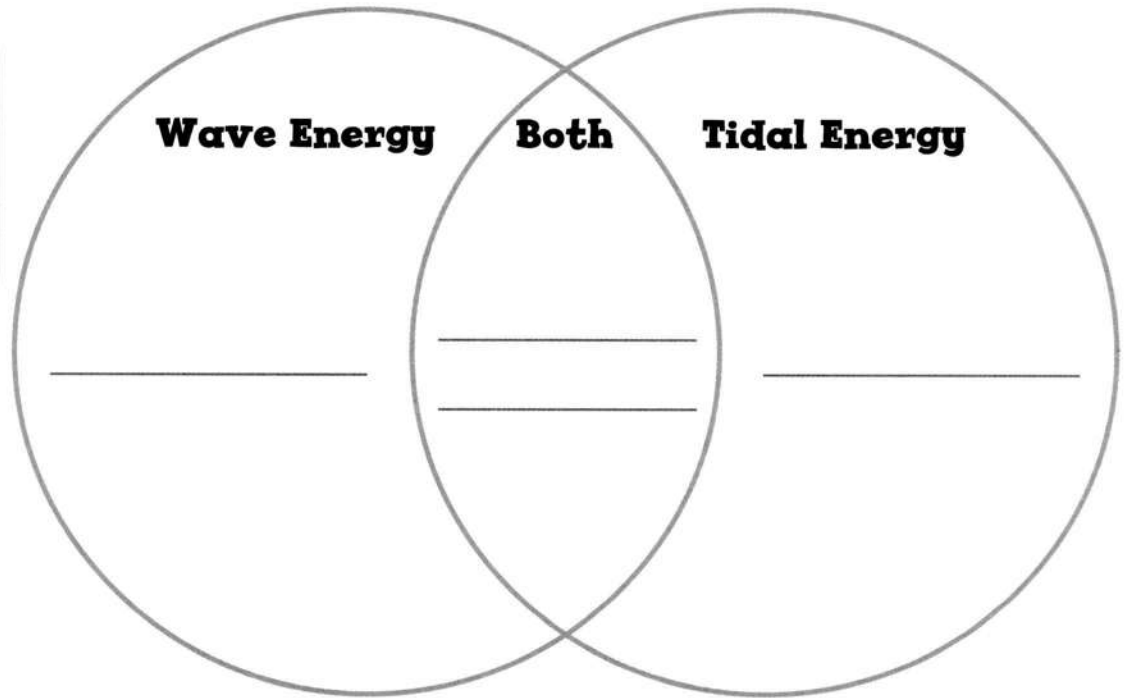
3. What are scientists working hard to do?

### C Circle.

- |  |      |       |
|--|------|-------|
| 1. There is one kind of wave turbine.                      | True | False |
| 2. Wave turbines use the tides to make electricity.        | True | False |
| 3. A tidal dam in Europe makes electricity for many homes. | True | False |

### D Fill in the diagram. Then write.

clean  
never runs out  
wave turbines  
tidal dams



1. What have scientists designed to use wave energy?

Scientists have designed \_\_\_\_\_ that make \_\_\_\_\_

2. What have scientists designed to use tidal energy?

\_\_\_\_\_

### E Think and write.

1. How do you use wind energy?

\_\_\_\_\_

2. Solar energy comes from the sun. People use solar energy to make electricity. What do plants use solar energy to make?

\_\_\_\_\_

# ✓ Check Up 4

Units 7 and 8

## A Write and match.

1. ride a camel  
d

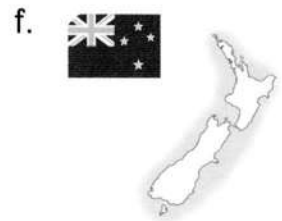


2. \_\_\_\_\_ the volume  
\_\_\_\_\_

3. \_\_\_\_\_ the computer  
\_\_\_\_\_

4. New \_\_\_\_\_  
\_\_\_\_\_

5. \_\_\_\_\_ the photos  
\_\_\_\_\_

6. go scuba \_\_\_\_\_  
\_\_\_\_\_



## B Read, circle, and number.

1. Has she seen the **pyramids** / **rain forest** before?

Yes, she has.

2. Has he **turned on** / **logged in** to the website yet?

No, he hasn't.

3. Has he ever been to **Peru** / **Kenya**?

No, he hasn't.

4. Has she **downloaded** / **printed** the music yet?


Yes, she has.



**C Read, circle, and write.**

1. Has she ever been to \_\_\_\_\_?

- a. Italy
- b. India
- c. the UK



Yes \_\_\_\_\_

3. Has she \_\_\_\_\_ before?

- a. went rafting
- b. gone rafting
- c. go rafting



\_\_\_\_\_

2. Has he sent the \_\_\_\_\_ yet?

- a. photos
- b. music
- c. email



\_\_\_\_\_

4. \_\_\_\_\_ he turned off the computer yet?

- a. Did
- b. Have
- c. Has



\_\_\_\_\_

**D Look at the pictures. Write.**


1.

Do you like skateboarding?



2.

Are you almost done with the computer?



Yes, I do.

Yes, I just finished.

**E What have you done today? Write.**

\_\_\_\_\_

**F** Decode the words. Then number.


<b>a</b>	<b>b</b>	<b>c</b>	<b>d</b>	<b>e</b>	<b>f</b>	<b>g</b>	<b>h</b>	<b>i</b>	<b>j</b>	<b>k</b>	<b>l</b>	<b>m</b>
12	9	26	16	19	2	14	22	4	8	25	5	20
<b>n</b>	<b>o</b>	<b>p</b>	<b>q</b>	<b>r</b>	<b>s</b>	<b>t</b>	<b>u</b>	<b>v</b>	<b>w</b>	<b>x</b>	<b>y</b>	<b>z</b>
10	15	1	24	21	6	17	11	23	3	18	7	13

- |           |           |           |           |           |          |           |           |           |           |           |          |           |           |           |
|-----------|-----------|-----------|-----------|-----------|----------|-----------|-----------|-----------|-----------|-----------|----------|-----------|-----------|-----------|
| <u>17</u> | <u>11</u> | <u>21</u> | <u>10</u> | <u>11</u> | <u>1</u> | <u>17</u> | <u>22</u> | <u>19</u> | <u>23</u> | <u>15</u> | <u>5</u> | <u>11</u> | <u>20</u> | <u>19</u> |
|-----------|-----------|-----------|-----------|-----------|----------|-----------|-----------|-----------|-----------|-----------|----------|-----------|-----------|-----------|
- |          |           |          |           |           |          |           |           |           |          |
|----------|-----------|----------|-----------|-----------|----------|-----------|-----------|-----------|----------|
| <u>6</u> | <u>15</u> | <u>5</u> | <u>12</u> | <u>21</u> | <u>1</u> | <u>12</u> | <u>10</u> | <u>19</u> | <u>5</u> |
|----------|-----------|----------|-----------|-----------|----------|-----------|-----------|-----------|----------|
- |           |          |           |           |          |           |           |           |           |          |           |          |           |           |           |          |           |
|-----------|----------|-----------|-----------|----------|-----------|-----------|-----------|-----------|----------|-----------|----------|-----------|-----------|-----------|----------|-----------|
| <u>22</u> | <u>4</u> | <u>25</u> | <u>19</u> | <u>4</u> | <u>10</u> | <u>12</u> | <u>21</u> | <u>12</u> | <u>4</u> | <u>10</u> | <u>2</u> | <u>15</u> | <u>21</u> | <u>19</u> | <u>6</u> | <u>17</u> |
|-----------|----------|-----------|-----------|----------|-----------|-----------|-----------|-----------|----------|-----------|----------|-----------|-----------|-----------|----------|-----------|
- |          |           |           |           |           |
|----------|-----------|-----------|-----------|-----------|
| <u>5</u> | <u>19</u> | <u>12</u> | <u>23</u> | <u>19</u> |
|----------|-----------|-----------|-----------|-----------|
- |          |          |           |          |           |           |           |           |           |          |          |           |
|----------|----------|-----------|----------|-----------|-----------|-----------|-----------|-----------|----------|----------|-----------|
| <u>1</u> | <u>5</u> | <u>12</u> | <u>7</u> | <u>17</u> | <u>22</u> | <u>19</u> | <u>20</u> | <u>11</u> | <u>6</u> | <u>4</u> | <u>26</u> |
|----------|----------|-----------|----------|-----------|-----------|-----------|-----------|-----------|----------|----------|-----------|
- |           |           |           |           |           |          |          |           |           |           |           |           |           |          |           |           |           |           |
|-----------|-----------|-----------|-----------|-----------|----------|----------|-----------|-----------|-----------|-----------|-----------|-----------|----------|-----------|-----------|-----------|-----------|
| <u>17</u> | <u>11</u> | <u>21</u> | <u>10</u> | <u>15</u> | <u>2</u> | <u>2</u> | <u>17</u> | <u>22</u> | <u>19</u> | <u>26</u> | <u>15</u> | <u>20</u> | <u>1</u> | <u>11</u> | <u>17</u> | <u>19</u> | <u>21</u> |
|-----------|-----------|-----------|-----------|-----------|----------|----------|-----------|-----------|-----------|-----------|-----------|-----------|----------|-----------|-----------|-----------|-----------|
- |           |           |           |           |           |          |           |          |
|-----------|-----------|-----------|-----------|-----------|----------|-----------|----------|
| <u>14</u> | <u>21</u> | <u>12</u> | <u>17</u> | <u>19</u> | <u>2</u> | <u>11</u> | <u>5</u> |
|-----------|-----------|-----------|-----------|-----------|----------|-----------|----------|
- |           |          |          |           |          |           |           |           |           |           |           |           |          |           |
|-----------|----------|----------|-----------|----------|-----------|-----------|-----------|-----------|-----------|-----------|-----------|----------|-----------|
| <u>26</u> | <u>5</u> | <u>4</u> | <u>20</u> | <u>9</u> | <u>12</u> | <u>20</u> | <u>15</u> | <u>11</u> | <u>10</u> | <u>17</u> | <u>12</u> | <u>4</u> | <u>10</u> |
|-----------|----------|----------|-----------|----------|-----------|-----------|-----------|-----------|-----------|-----------|-----------|----------|-----------|


















**A Read and write.**
**Jenna Jones, Rain Forest Hiker**

**Reporter:** Jenna, you are only 13 years old, but you have already hiked in five rain forests around the world.

**Jenna:** I'm very lucky. My dad is a scientist, and he studies birds. When he goes to a rain forest, he sometimes takes me with him.

**Reporter:** Where have you and your father hiked?

**Jenna:** We've hiked in rain forests in South America, Africa, and Asia. Last month, we went to the Kakamega Rain Forest in Kenya.

**Reporter:** What did you see?

**Jenna:** I saw so many colorful birds there, and I took a lot of photos. I've uploaded them to my computer. All my friends want to see them.

**Reporter:** I'm sure they do. Thanks, Jenna!



1. What does Jenna's father do?  
\_\_\_\_\_
2. How many rain forests has Jenna hiked in?  
\_\_\_\_\_
3. What has Jenna uploaded to her computer?  
\_\_\_\_\_

**B Circle *has* or *have*.**

1. Jenna and her father **has** / **have** hiked in rain forests all over the world.
2. Jenna **has** / **have** uploaded her photos to her computer.
3. Jenna's father **has** / **have** been to many countries.

**C Write. Then circle *has* or *have*.**

What places have you been to? What places has your best friend been to?

\_\_\_\_\_

\_\_\_\_\_

# Grammar Guide

## Question Words

To make information questions, use these seven words.

**Who:** used with people

*Who is that? / That's my brother.*

**What:** used with things

*What is that? / That's a giraffe.*

**When:** used with time and time expressions

*When does class start? / It starts at eight o'clock.*

**Where:** used with places and locations

*Where is the library? / It's on Main Street.*

**Why:** used to ask for a reason or explanation

*Why do you like scary movies? /  
Because they're exciting.*

**How:** used to ask for a way to do something

*How do you make a card? / You need to  
cut paper and fold it.*

used to ask about the condition of  
something or someone

*How does the bread taste? / It tastes  
delicious.*

## Circle.

1. **Who** / **When** is coming to the party? **Where** / **What** are they bringing?
2. **What** / **Where** does this bus go? **When** / **Who** does it arrive at Main Street?
3. **How** / **What** do you make pizza?
4. **Who** / **Why** do birds fly south for the winter?

## Parts of Speech

Each word has a particular job to do. These jobs are the eight parts of speech.

**Noun:** a word for a person, place, or thing

*student, park, house*

**Pronoun:** a word that takes the place of a noun

*he, she, it, they, me, us*

**Verb:** an action word

*run, jump, eat, drive*

a state of being

*is, was, have, been*

**Adjective:** a word that describes a noun or a pronoun

*big, orange, soft, tall*

**Adverb:** a word that modifies (changes) a verb, adjective, or adverb

*quickly, carefully, very, always*

## Parts of Speech continued

**Preposition:** a word that begins a prepositional phrase, which gives information about location, time, space, description, or condition

*in, on, for, to, about*

**Conjunction:** a word that connects other words, phrases, or clauses together

*and, or, but, because, while*

**Interjection:** a word that is used to express extra emotion

*Oh!, Wow!, Um, Uh-oh!*

## Grammar Tip

A prepositional phrase is a preposition plus the words following it.

*at seven o'clock, with me, for you, on the table, to the store*

## Label the underlined words.

interjection

1. Ouch! I hurt my leg.
2. John and I walked to the supermarket.
3. Where is my new, blue shirt?
4. They ride their bikes very quickly but walk very slowly.
5. We have to read this unit for homework.
6. Jon always takes a shower in the morning.

## Plurals

Nouns can be singular or plural, depending on number.

**Singular:** refers to one person, place, or object

*student, park, house*

**Plural:** refers to more than one person, place, or object

*students, parks, houses*

Regular plurals are formed by adding -s to the noun.

*books, friends, eyes, boots*

Irregular plurals can be formed in many ways.

*man → men, child → children,*

*tomato → tomatoes, fish → fish, fly → flies*

## Write.

1. tree → trees
2. leaf → \_\_\_\_\_
3. \_\_\_\_\_ → cities
4. activity → \_\_\_\_\_
5. dictionary → \_\_\_\_\_
6. \_\_\_\_\_ → buses
7. sister → \_\_\_\_\_
8. \_\_\_\_\_ → feet

# Articles

There are three articles in English: *a*, *an*, and *the*. Articles are a kind of adjective.

**a:** is used for common, singular nouns that begin with consonants

*a car, a desk, a movie theater*

**an:** is used for common, singular nouns that begin with vowels

*an orange, an eraser, an answer*

**the:** is used for a specific singular or plural noun. It could be either a common or a proper noun, but it will be a certain one.

*the building on the corner (There is only one.)*

*the Eiffel Tower (There is only one.)*

*the books on the bookshelf (There are many, but you know which ones.)*

*the boy in the green T-shirt (There may be more than one, but he can be identified.)*

Remember that there are some exceptions to these rules.

*an honor*

## Grammar Tip

**Vowels** are the letters *a, e, i, o, u*, and sometimes *y*.

**Consonants** are all the other letters, including *b, c, g, r, s*, and *v*.

## Grammar Tip

A **common noun** is a general word. It is usually not capitalized.

A **proper noun** is a specific title or name of someone, something, or some place. It is usually capitalized.

*a museum (common)*

*the Museum of Natural History (proper)*

*a girl (common)*

*Julie (proper)*

Remember that *the* is not used with people's names.

## Write.

1. The Children's Day celebration happens in Japan every spring.
2. I would like \_\_\_\_\_ bowl of soup and \_\_\_\_\_ sandwich.
3. Do you have \_\_\_\_\_ eraser I can borrow?
4. She liked \_\_\_\_\_ camping trip they took last weekend.
5. He ate \_\_\_\_\_ apple for a snack.
6. \_\_\_\_\_ best park in this town is on Oak Street.

# Comparatives and Superlatives

**Comparatives:** a form of adjective used to compare two nouns. Comparatives are formed by adding *-er* to the end of the adjective or by adding *more* or *less* before it.

*small* → *smaller*                      *comfortable* → **more** / **less** *comfortable*

**Superlatives:** a form of adjective used to compare three or more nouns. Superlatives are formed by adding *-est* to the end of the adjective or by adding *most* or *least* before it.

*small* → *smaller* → **the smallest**  
*comfortable* → *more* / *less* *comfortable* → **the most** / **least** *comfortable*

## Write.

- Whose bike is older, Danny's or Nick's?  
old
- This video game is the \_\_\_\_\_ one I have ever played.  
easy
- These earrings are \_\_\_\_\_ than those. These are only \$20, but those are \$40.  
expensive
- Is the jaguar the \_\_\_\_\_ animal in the zoo? I don't like dangerous animals.  
dangerous

## Adjective Order

Sometimes, more than one adjective is used to describe a noun. In that case, the adjectives should be in a certain order.

**1st** is the article, if one is needed.

*a, an, the*

**2nd** is your opinion.

*beautiful, scary, comfortable, friendly*

**3rd** is the size.

*big, short, small*

**4th** is the age.

*new, old, young*

**5th** is the color.

*red, blue, green, orange*

**6th** is the nationality.

*South Korean, American, Turkish, Vietnamese*

**7th** is the material.

*glass, metal, stone, paper*

*the beautiful, new, purple dress; the new Brazilian song; the pretty glass bowl*

## Unscramble.

- \_\_\_\_\_ pizza / a / tomato / large
- \_\_\_\_\_ the / new / student / friendly / Brazilian
- \_\_\_\_\_ beautiful / sky / the / blue
- \_\_\_\_\_ stone / old / house / the



**OXFORD**  
UNIVERSITY PRESS

198 Madison Avenue  
New York, NY 10016 USA

Great Clarendon Street, Oxford, oxc 6DP, United Kingdom

Oxford University Press is a department of the University of Oxford.  
It furthers the University's objective of excellence in research, scholarship,  
and education by publishing worldwide. Oxford is a registered trade  
mark of Oxford University Press in the UK and in certain other countries

© Oxford University Press 2016

The moral rights of the author have been asserted

First published in 2016

2020 2019 2018 2017 2016

10 9 8 7 6 5 4 3 2 1

#### **No unauthorized photocopying**

All rights reserved. No part of this publication may be reproduced, stored  
in a retrieval system, or transmitted, in any form or by any means, without  
the prior permission in writing of Oxford University Press, or as expressly  
permitted by law, by licence or under terms agreed with the appropriate  
reprographics rights organization. Enquiries concerning reproduction outside  
the scope of the above should be sent to the EIT Rights Department, Oxford  
University Press, at the address above

You must not circulate this work in any other form and you must impose  
this same condition on any acquirer

Links to third party websites are provided by Oxford in good faith and for  
information only. Oxford disclaims any responsibility for the materials  
contained in any third party website referenced in this work

ISBN: 978-0-19-410614-6

Printed in China

This book is printed on paper from certified and well-managed sources

#### ACKNOWLEDGMENTS

*Cover Design:* Yin Ling Wong

*Cover Illustration:* Fernando Volken Togni

*Illustrations by:* Laura Arias: 18, 19, 30, 31, 34, 35, 50, 58, 70, 78; Valentina  
Belloni: 6, 7, 28, 29, 46, 46, 52, 53, 63, 68; Galia Bernstein: 8, 9, 24, 25, 66, 67,  
76, 77; Lalena Fisher: 16, 17, 26, 27, 44, 45, 54, 55, 83; Aga Kowalska: 14, 32,  
33, 38, 64, 65; Anthony Lewis: 20, 21, 41, 61, 81, 82; Gabriele Tahmi: 2, 3, 12,  
13, 43, 56, 57, 72, 73; Jomike Tejido: 4, 5, 10, 23, 36, 37, 48, 49, 68, 69.

*Back Cover Photo:* Vibrant Image Studio/Shutterstock