

2nd Edition

4

Everybody

UP

Workbook

Patrick Jackson

Susan Banman Sileci

OXFORD
UNIVERSITY PRESS

Welcome

A Unscramble.



I always _____

make / morning / in / bed / the / my / .



department / we're / at / store / shopping / the / .



home / I'm / to / cousin's / my / . / walking



a / and / making / . / uncle / cake / I / my / are

B What about you? Write.

1. What's your favorite day of the week?

My favorite _____

2. Where do you like to shop?

3. How many cousins do you have?

4. Can you make a cake?

C Circle.

- | | | |
|--|------|-------|
| 1. There are one million centimeters in a kilometer. | True | False |
| 2. There are one thousand grams in a kilogram. | True | False |
| 3. There are one hundred meters in a gram. | True | False |
| 4. There are one hundred centimeters in a meter. | True | False |
| 5. There are one thousand meters in a kilometer. | True | False |
| 6. There are one thousand kilograms in a meter. | True | False |

D Match.

1. Write your answer on the board. ●

● a.



2. Work with your group. ●

● b.



3. Write your name at
the top of the page. ●

● c.



4. Work with your partner. ●

● d.




1

Fun Outdoors

Lesson 1 Camping

A Match.

1. climb 2. hike 3. canoe 4. fish 5. grill hamburgers 6. watch birds



B Write.

a	b	c	d	e	f	g	h	i	j	k	l	m
1	2	3	4	5	6	7	8	9	10	11	12	13
n	o	p	q	r	s	t	u	v	w	x	y	z
14	15	16	17	18	19	20	21	22	23	24	25	26

1. h i k i n g
8 9 11 9 14 7

2. _____
3 12 9 13 2 9 14 7

3. _____
6 9 19 8 9 14 7

4. _____
3 1 14 15 5 9 14 7


5. _____
23 1 20 3 8 9 14 7

2 9 18 4 19

6. _____
7 18 9 12 12 9 14 7

8 1 13 2 21 18 7 5 18 19

C Write.



1. What does he like doing? He likes grilling hamburgers.

2. What

She

3. _____

4. _____

D Write and circle.



Does he like canoeing?

Yes, he likes it a lot. No, he doesn't like it at all.



Yes, she likes it a lot. No, she doesn't like it at all.



Yes, he likes it a lot. No, he doesn't like it at all.



Yes, she likes it a lot. No, she doesn't like it at all.

Lesson 2 Sports

A Write.

-snowboard in-line skate ice skate surf ski skateboard



1. snowboard _____



2. _____



3. _____



4. _____



5. _____




6. _____

B Read and number.

1. He's good at skiing.
2. She's good at snowboarding.
3. He isn't good at ice skating.
4. She isn't good at skiing.
5. She's good at ice skating.
6. He isn't good at snowboarding.



C Write.



1. Is he good at ice skating?
Yes, he's very good at it.

2. Is he very good at skiing?
No, he's not very good at it.

3. _____

4. _____

5. _____

6. _____

D Unscramble.



Is he good at in-line skating?
 at / good / he / is / in-line skating / ?

not / good / very / at / no / he's / it / , / .



she / at / skiing / good / is / ?

very / she's / yes / at / good / it / , / .

Lesson 3 Reading


A Read and number.



B Match.



a. Be careful!



b. I can help you.



c. Watch out, everybody!



d. I'm not very good at skateboarding.

C Write and match.

1. I'm not very good
at in-line skating.

2. _____
skateboarding.

3. _____
ice skating.

4. _____
skiing.

5. _____
surfing.

6. _____
snowboarding.

● a.



● b.



● c.



● d.



Don't worry.
I can help you.

● e.



● f.



D What about you? Write.

1. Do you know how to snowboard?

2. What are you good at?

I'm

3. Who do you help?

I help

Lesson 4 Safety

A Unscramble.

1.



arwe a tmelhe

2.



erwa a elif takcje

3.



tup no nrssuncee

4.



eastfn yrou sbleatet

B Connect.

1. When you go snowboarding,



• always wear a life jacket.



• a.



2. When you go to the beach,



• always wear a helmet.



• b.



3. When you go canoeing,



• always fasten your seatbelt.



• c.



4. When you ride in a car,







• always put on sunscreen.



• d.



C Look at the chart. Write.

	1. 	2. 	3. 	4. 
fasten your seatbelt	✓			
wear a life jacket			✓	
put on sunscreen				✓
wear a helmet		✓		

1. When you ride in a car, always fasten your seatbelt.
2. When you _____, always _____
3. _____
4. _____

D Draw and write.

What do you always do at school?

When I _____, I always _____




2 Land and Sea

Lesson 1 Animals and Insects

A Do the puzzle.

bee
panda
butterfly
hippopotamus
gorilla
caterpillar



B Write.

1.



2.



3.




4.



5.



6.




C Circle.

1.



The panda is bigger than the hippopotamus.
The gorilla is smaller than the bee.




The hippopotamus is the biggest.
The caterpillar is the smallest.

2.




The caterpillar is smaller than the butterfly.
The gorilla is bigger than the bee.



The bee is the biggest.
The panda is the smallest.

3.




The panda is bigger than the cow.
The dog is smaller than the gorilla.



The hippopotamus is the smallest.
The cow is the biggest.

D Write.



Which one is the smallest?

The duck is the smallest.

_____ biggest?

Lesson 2 Sea Creatures

A Unscramble.

1. _____
 phloind

2. _____
 hlaew

3. _____
 quisd

4. _____
 slea

5. _____
 lee

6. _____
 hskra

B Circle.

1. The whale is as long as the dolphin.
 isn't


2. The shark is as long as the dolphin.
 isn't

3. The dolphin is as long as the seal.
 isn't


4. The seal is as long as the squid.
 isn't

5. The squid is as long as the eel.
 isn't

6. The eel is as long as the shark.
 isn't




C Write.



long/short

1. Is the squid as long as the shark?
No, it isn't. It's shorter.



2. Is the seal as long as the dolphin?
Yes, it is.




big/small

3. fish



4. spider ant?



fast/slow

5. turtle lion?



6. dog rabbit?

Lesson 3 Reading

A Read and number.

Thanks, girls! This is the best hat!



Which one would she like?



Wait! What about Mom?




Do you like it, Mom?



B Match.

1.



2.

3.

4.

5.

a. I'd like the biggest one, please.





b. I'd like the tallest one, please.

c. I'd like the fastest one, please.

d. I'd like the smallest one, please.

e. I'd like the longest one, please.

C Match.

1.  Do you like it? • • a. She'd like the smallest one.
2.  Which one would she like? • • b. Thanks, Dad.
3.  Here's some money. • • c. This is the best cap.
4.  Which ones would you like? • • d. I'd like the biggest ones, please.

D Unscramble.

1. one / which / like / would / you / ?

the / I'd / like / please / one / fastest / . / ,

2. like / you / which / ? / ones / would

longest / we'd / like / the / . / ones / please / ,

E What about you? Write.

1. What present would you like?


I'd like _____

2. What would your parents like?

They'd like _____

Lesson 4 Weight and Length

A Match.



•

•

•

•

•

•

•

•

a. crab

b. octopus

c. lizard

d. beetle

B Look at the chart. Write.

ANIMAL/INSECT	WEIGHT	LENGTH
1. Komodo dragon	150 kilograms	3 meters
2. giant Pacific octopus	50 kilograms	5 meters
3. spider crab	19 kilograms	3.8 meters
4. Goliath beetle	100 kilograms	10 centimeters

1. How much does the Komodo dragon weigh?

It weighs

2. How long is the giant Pacific octopus?


It's long.

3. weigh?

4. long

C Write.


1



60 centimeters

squid


2



2 meters

seal


3



3,000 kilograms

hippopotamus

4



120,000 kilograms

blue whale

1. The squid is 60 centimeters long.

2. The seal

3. hippopotamus

4.

D Look at C. Circle.

1. The squid is 600 meters long.

True False

2. The squid is longer than the seal.

True False

3. The hippopotamus is as heavy as the blue whale.

True False

4. The whale weighs 120,000 kilograms.

True False



Check Up 1

Units 1 and 2

A Match.

1. caterpillar ____

2. fasten your seat belt ____


3. eel ____

4. hike ____

5. beetle ____

6. ice skate ____

a.



d.




b.




e.



c.



f.



B Read, write, and number.

bigger than
as big as

like it at all
put on sunscreen

1. Does she like grilling hamburgers?

No, she doesn't.



2. When you go to the beach, always



3. The fish isn't _____ the whale.




4. The hippopotamus is

the gorilla.



C Read, circle, and write.



Which one is **smaller** / **the smallest**?



2 meters

How **long** / **heavy** is the seal?



What does she like **doing** / **do**?



Is he good at **in-line skating** / **skiing**?

D Look at the pictures. Write.

I can help you.
Which one would you like?

1. I'm not very good at playing soccer.



Don't worry.

2.



I'd like the smallest one, please.

E What are you very good at? Write.

F Do the puzzle.

- | | |
|---------------|--------------|
| watch birds | hike |
| in-line skate | bee |
| butterfly | canoe |
| ice skate | ski |
| fish | hippopotamus |
| skateboard | snowboard |
| climb | gorilla |
| panda | surf |

Animals and Insects

Camping

Sports

A Read and circle.

Family Camping

Hi, everybody! My name is Carolina. I'm camping with my family. I like surfing and hiking. I'm not good at surfing, but it's fun. I always wear a life jacket and sunscreen. This morning, I'm watching birds and fishing. I like fishing a lot.

Good-bye,
Carolina



- | | | |
|--|------|-------|
| 1. Carolina is skiing with her family. | True | False |
| 2. She likes surfing and hiking. | True | False |
| 3. She's very good at surfing. | True | False |
| 4. She always wears sunscreen. | True | False |

B What about you? Look at A. Write.

CC

My name _____

I like _____ and _____. I'm very good at _____.

I'm not very good at _____.

I always wear _____.

3 Appearance

Lesson 1 What We Look Like

A Match.

1. curly hair
2. straight hair
3. wavy hair
4. glasses
5. a beard
6. short hair
7. shoulder-length hair
8. long hair

a.



b.



c.



d.



e.



f.



g.



h.



B Unscramble.

1. black hair

clabk aihr

2. _____

nowbr irha

3. _____

dre hrai

4. _____

rayg arih

5. _____

ndlob irha

6. brown eyes

nrowb yese


7. _____




energ esye

8. _____

ulbe seye

C Write and match.

1.  What does she look like?

_____ • He has a beard and glasses.
2.  _____
_____ • She has
• shoulder-length, wavy hair.
3.  _____
_____ • He has short, curly hair.
4.  _____
_____ • She has long, straight hair.

D Write.

- 
1. Which one is your sister?
She's the one with straight hair and glasses.
 2. _____ father?
He's the one with _____ hair.
 3. _____ brother?
the one with _____ hair.
 4. _____ mother?
the one with _____ hair.

Lesson 2 Accessories

A Do the puzzle.

Down ↓

1.



2.



3.



4.

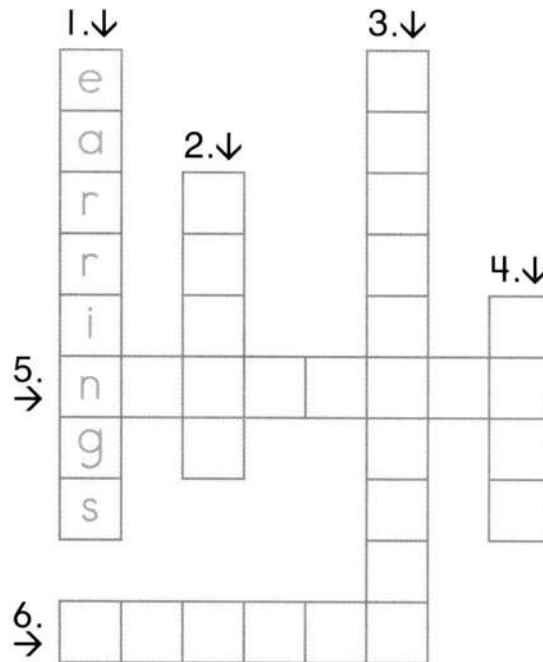


Across →

5.



6.



B Unscramble.

1. _____

the / watch / like / what / look / does / ?

black / new / and / it's / .

2. _____

does / the / what / belt / like / look / ?

long / it's / old / and / .


3. _____


what / gloves / look / do / like / the / ?


big / they're / and / gray / .


C Write.





1.  Which necklace does she want to wear?
She wants to wear the big one.

2.  Which _____ does he want
He _____ the short

3.  Which _____ to wear?
_____ wants _____ the white


4.  Which _____
_____ the big

5.  Which _____
_____ the black

6.  _____
_____ the long

Lesson 3 Reading

A Read and number.



B Connect.

- | | | | | | |
|--------------------------------------|-----|-------------------------------------|-----|----|--|
| 1. Good luck in the play. | • • | That's Sam's brother. | • • | a. | |
| 2. Which one is Sam? | • • | Don't worry. You can share mine. | • • | b. | |
| 3. Who's that wearing the white cap? | • • | He's the one wearing the black cap. | • • | c. | |
| 4. My water! What can I do now? | • • | Thanks, Mom. | • • | d. | |

C Write.

the game on test the the play in with

1.



Good luck

2.



Good luck

3.



Good luck

D What about you? Write.

1. Who do you say "Good luck!" to?

I say

2. What was your school play?

Our school play was


3. What do you share with your friends?

I share


Lesson 4 Camouflage


A Write.


river sand tree leaf grass fish stick rock




B Unscramble.

1. 


the / shape / same / is / butterfly / the / leaf / as / the / .
2. 

sand / fish / the / the / as / the / same / is / color / .
3. 

the / is / snake / the / color / the / as / grass / same / .
4. 


caterpillar / the / same / the / as / the / shape / is / stick / .

C Write.




What does the turtle look like?

It's the same color and



What

It's the same color as



D Read and draw.

1. The lizard is the same color as the rock.
It isn't the same shape as the rock.



2. The snake is the same shape and color
as the stick.





3. The insect is the same shape and color
as the leaf.



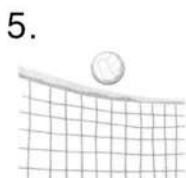

4 Last Week

Lesson 1 Sports

A Do the puzzle.



B Write.



1. _____
2. _____
3. _____
4. _____
5. _____
6. _____

C Write.



1. He played golf yesterday.

2. _____

3. _____

4. _____

5. _____

6. _____

D Circle.

1.



What does she do yesterday?
 did she does

She played volleyball yesterday.
 plays tennis

2.



What did they do yesterday?
 does she do

They played table tennis yesterday.
 plays volleyball

Lesson 2 Activities

A Connect and write.

- | | | |
|---------------|-------------------|-------------------|
| 1. talk ● | ● a. the computer | _____ |
| 2. practice ● | ● b. my friend | _____ |
| 3. visit ● | ● c. on a project | _____ |
| 4. work ● | ● d. on the phone | talk on the phone |
| 5. help ● | ● e. the piano | _____ |
| 6. use ● | ● f. my parents | _____ |

B Write.



What did you do last weekend?

I worked on a project.



_____ on the phone.



_____ computer.



_____ friend.

C Write.



1. Did you visit my friend on Monday?

Yes, I did.

2. What did you do on Friday?

I used the _____ on Friday.

3. Did _____ practice the piano on Sunday?

_____ I _____

4. What did you do on Sunday?

I _____ on Sunday.

D What about you? Write.

1. Did you talk on the phone on Monday?

2. What did you do on Tuesday?

On Tuesday, I _____

3. What did you do last weekend?

Last weekend, I _____

Lesson 3 Reading

A Read and number.



B Connect and write.

1. Don't ● ● a. wrong? _____
2. What's ● ● b. find my glove. _____
3. I can't ● ● c. up! _____
4. Come ● ● d. worry. Don't worry.
5. Hurry ● ● e. on! _____


C Write and match.

- | | | | | | | | |
|------|---------|-------|------|------|------------|------------|------------|
| find | stapler | ruler | glue | find | calculator | paintbrush | dictionary |
| 1 | 2 | 3 | 4 | 5 | 6 | 7 | 8 |

1. I can't find my ruler. 3 —



2. I can't find my 2 —



3. I can't find my 8 —



4. I can't find my 7 —



5. I can't 1 my 6 —



6. I can't 5 my 4 —



D What about you? Write.

1. When do you hurry?

I hurry when I _____

2. What do you sometimes borrow?

I sometimes borrow _____

Lesson 4 Ancient Rome

A Write. metal bowls cups glass homes stone necklaces clay



B Look at A. Write.

1. What did they use to make bowls?

They used

2. _____ cups?

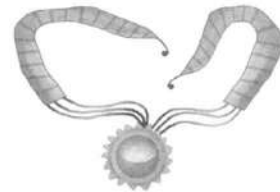
3. _____ necklaces?

4. _____ homes?

C Read and fill in the chart.

	NECKLACES	BOWLS	HOMES	CUPS
metal	✓			
glass				
stone				
clay				

1. They used metal to make necklaces. Men and women wore jewelry.



2. They used clay to make bowls. This bowl is in a museum.



3. They used stone to make homes. They had beautiful walls.



4. They used glass to make cups.



D What did you use? Write.

1. What did you use to make a picture?

I used _____

2. What did you use to make a project?

I used _____

C Look at the pictures. Unscramble the questions.



she / last / what / do / did / weekend / ?

he / like / what / look / does / ?




do / what / yesterday / did / he / ?

use / what / Rome / did / in /
they / bowls / to / make / ?

D Look at the pictures. Write.


I can't find my glove.
Good luck

1. _____
in the game.



Thanks. You, too.

2. _____



Don't worry. You can borrow mine.

E What did you do on Sunday? Write.

F Look and write.




13



3 12

6



8

4



2

5 10



1 11



7

9

G Look at **F**. Solve the puzzle.

Hi! My name is _____ . I have
 _____ , curly hair and brown eyes.

I love _____ .

Last weekend, I played _____ and

_____ . It was _____ !






A Read and circle.

I'm Jessica

Hi! My name is Jessica. I have long, straight, black hair and brown eyes. I'm wearing a necklace and earrings. On Wednesday, I practiced the piano and talked on the phone. Yesterday, I played volleyball with my friends. Then I worked on a project for school.



- | | | |
|---------------------------------------|------|-------|
| 1. Jessica has long hair. | True | False |
| 2. She is wearing sunglasses. | True | False |
| 3. She played basketball yesterday. | True | False |
| 4. She worked on a project yesterday. | True | False |

B What about you? Write.



1. What is your name?

My _____ is _____

2. What do you look like?

I have _____ and _____

3. What are you wearing?

I'm wearing _____

4. What did you do yesterday?

Yesterday, I _____ . Then I _____

5 A Day Out

Lesson 1 Food and Drink


A Find and circle.

grape juice sushi tea lemonade curry noodles

1.



2.



3.




riw e sushi k z d i f w h f a l w n o o d l e s q o m v b w l a s t e a f

4.



5.



6.



p a l g r a p e j u i c e a t e l a c u r r y s d l w e r x a p o f l e m o n a d e s a

B Do the puzzle.

Across →

1.



2.



Down ↓

3.




4.



5.



6.



C Write.



He ate sushi.



She drank



D Write.



What did she eat for lunch?

She ate noodles.



What _____ drink with lunch?

He _____



C Read and circle.



yesterday	last Wednesday
take a picture	get a haircut

last week	on Sunday afternoon
have a picnic	see a parade

1. When did she get a haircut?
have a picnic? She got a haircut
last Wednesday.
had a picnic
-
2. When did he take a picture?
see a parade? He took a picture
on Sunday afternoon.
saw a parade
-
3. When did he see a parade?
have a picnic? He saw a parade
last week.
had a picnic
-
4. When did she take a picture?
go bowling? She took a picture
yesterday.
went bowling

D What about you? Write.

1. When did you get a haircut?


I got _____

2. When did you take a picture?

3. When did you have a picnic?

Lesson 3 Reading

A Read and number.



B Write.

a	b	c	d	e	f	g	h	i	j	k	l	m
1	2	3	4	5	6	7	8	9	10	11	12	13
n	o	p	q	r	s	t	u	v	w	x	y	z
14	15	16	17	18	19	20	21	22	23	24	25	26



I _____ my
12 15 19 20

_____ .
2 1 3 11 16 1 3 11



First, we _____ a
20 15 15 11

_____ .
16 9 3 20 21 18 5

C Write.



What happened?
I lost my helmet.



What _____
I _____ sunglasses.





D What about you? Write.

1. What did you lose?

I _____

2. What did you do last month?

Last month, I _____


3. What did your friend help you with last week?

Lesson 4 Dinosaurs

A Do the puzzle.



i	d	o	t	y	f	h	w
a	f	m	n	o	e	w	g
i	g	e	b	u	h	i	t
c	r	t	a	i	t	n	a
s	l	e	a	t	c	t	i
f	i	a	t	k	h	y	l
s	e	t	w	t	o	e	f
i	w	i	n	g	t	a	r



B Match.



• a. Some dinosaurs had claws.



• b. Some dinosaurs had feathers.







• c. Some dinosaurs had wings.



• d. Some dinosaurs had tails.

C Fill in the chart.

		TAILS	FEATHERS	WINGS	CLAWS
Pterodactyl					
Diplodocus					
Microraptor					
Tyrannosaurus Rex					

D Draw and write.

Which dinosaur do you like? Draw.



This is a picture of _____

It had _____

E Write.

1. What does the cat have?



It has claws and a _____

2. What does the bird have?



It has _____ and _____

3. What does the lizard have?



It has _____ and a _____

6 Being Creative

Lesson 1 The Arts

A Unscramble.



gins snosg

riwet sitseor

geidsn lcohste



kmae eomlsd

anpit cituprse

emka vosemi

B Write.

1. make movies


2. _____

3. _____

4. _____

5. _____

6. _____



C Match.

1. He likes to sing songs in his free time. ●

● c.



2. She likes to make movies in her free time. ● ● a.



3. He likes to paint pictures in his free time. ●

● d.



4. She likes to design clothes in her free time. ● ● b.



D Write.

1.



Does she like to paint pictures?

Yes, she does.

2.



Does _____ like _____ movies?

No, _____ doesn't.

He likes _____

3.



Does _____

No, _____

4.









Yes, _____




Lesson 2 Making Things

A Write.

play music make a card bake cookies
 cook dinner ~~make jewelry~~ knit a scarf

- | | | | | | |
|----|--|-----------------------------|----|---|----------------|
| 1. |  | make _____
jewelry _____ | 2. |  | _____
_____ |
| 3. |  | _____
_____ | 4. |  | _____
_____ |
| 5. |  | _____
_____ | 6. |  | _____
_____ |

B Circle.

- | | | | | |
|----|---|-----------------------|--|-----------------------------------|
| 1. |  | He _____
She _____ | knitted a scarf _____
baked cookies _____
played music _____ | for him.
for her.
for them. |
| 2. |  | He _____
She _____ | baked cookies _____
made jewelry _____
cooked dinner _____ | for him.
for her.
for them. |
| 3. |  | He _____
She _____ | made a card _____
played music _____
baked cookies _____ | for him.
for her.
for them. |

C Write.

1.



What did he play for them?

He played music for them.

2.



What _____ she knit _____ him?

She _____

3.



What _____ for her?

He _____

4.



5.




6.




Lesson 3 Reading

A Read and number.



B Match.



C Write.

- 1 her
- 2 open
- 3 me
- 4 Sure
- 5 Can
- 6 you
- 7 Let's
- 8 window
- 9 for
- 10 Thank
- 11 problem
- 12 the
- 13 help
- 14 No
- 15 you



Let's help her.

7 13 1



5 15 2

12 8 9 3



4 14 11



10 6

D What about you? Write.

1. Do you like to help?

Yes, I like _____

2. Who could you help today?

I could help _____

3. What could you do to help someone?

I could _____

Lesson 4 Types of Art


A Write.

sculpture mosaic painting photograph

1.



2.



3.



4.



B Match.

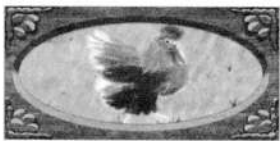
1.



•

• a. This is a painting of a chicken.

2.



•

• b. This is a sculpture of a dolphin.

3.



•

• c. This is a mosaic of a lizard.

4.



•

• d. This is a photograph of two boys.

C Write.

1.



This is a mosaic of a girl.
She's kicking a ball.

2.



This is a _____ of a
_____ drinking

3.



This is a _____
_____ knitting.

4.



This _____
_____ getting

D What about you? Write.

1. Do you have any paintings or photographs in your home?

2. Do you like making mosaics and sculptures?

3. What is your favorite painting?

My favorite painting _____

✓ Check Up 3

Units 5 and 6

A Match.

1. sculpture ____

2. tea ____

3. wing ____

4. knit a scarf ____

5. get a haircut ____

6. sing songs ____



B Read, write, and number.

did he drink
had claws

a mosaic
likes to paint pictures

1. This is _____ of a girl.



2. He _____ in his
free time.



3. Some dinosaurs _____



4. What _____ with lunch?



C Read, circle, and write.



What **did** / **does** she do yesterday?



Does he like to **make movies** / **bake cookies**?




What did he make for **him** / **her**?




What did she **ate** / **eat** for lunch?

D Look at the pictures. Write.




Could you walk the dog for me?
I lost my ball.



E What do you like to do in your free time? Write.

F Complete the sentences and do the puzzle.

Across →



1. This is a _____

2. He ate _____ for lunch.

3. He _____ yesterday.

4. She likes to _____ songs.



5. He _____ yesterday.

6. Some dinosaurs had _____

7. He _____ for them.

8. This is a _____ of a woman.

Down ↓

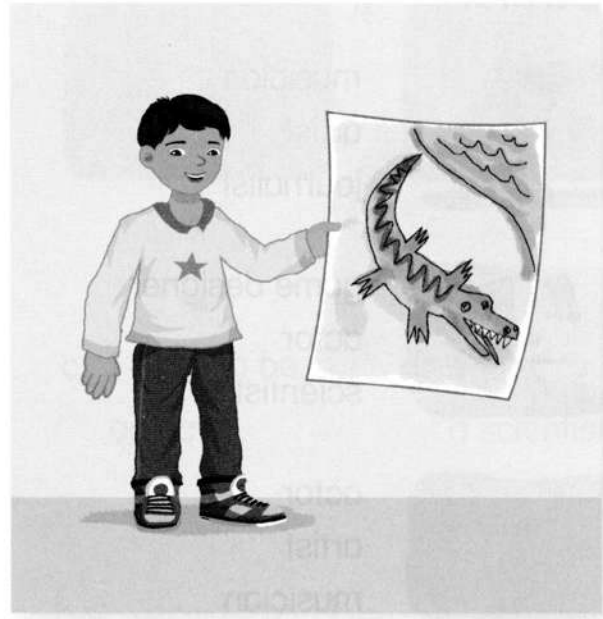



A Read and circle.

David

Hobby: Painting pictures

I like painting pictures in my free time. I like to paint pictures of animals. This is a picture of a lizard. It has a long tail and claws. It is next to a river. I like to cook, too. Yesterday, I cooked dinner for my family. I made noodles and salad. Then we went bowling.



- | | | |
|--|------|-------|
| 1. David likes painting pictures in his free time. | True | False |
| 2. David painted a picture of a crocodile. | True | False |
| 3. The crocodile has feathers and a tail. | True | False |
| 4. Yesterday, David baked cookies for his family. | True | False |

B What about you? Write.

CC

1. What is your name?

2. What do you like to do in your free time?
I like to _____ in my free time.

3. What did you do yesterday?
Yesterday, I _____

7 Things to Be

Lesson 1 Careers

A Circle.

1.  musician
artist
journalist

2.  scientist
game designer
musician

3.  game designer
actor
scientist

4.  scientist
actor
journalist

5.  actor
artist
musician

6.  journalist
actor
game designer

B Write.

1.  actor

2.  _____

3.  _____

4.  _____



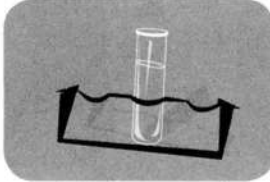

5.  _____

6.  _____

C Match.

What do you want to be when you grow up?



- 1. 
- 2. 
- 3. 
- 4. 

- a. I want to be an artist.
- b. I want to be a musician.
- c. I want to be an actor.
- d. I want to be a scientist.

D Write.




What does he want to be when he grows up?
He wants to be a journalist.



What does _____ want to be when _____
She wants _____



What does _____ when _____
He _____



Lesson 2 The Future

A Write.

go to space



drive a race car

travel the world


fly a helicopter

explore the jungle

work with animals



B Write.



What do you want to do
when you're older?

I want to work with animals.



What _____ want
when you're _____

I _____ to _____




C Circle.

1. What do he want to do when he's older?
does she she's



He want to travel the world.
She wants to go to space.

2. What do he want to do when he's older?
does she she's



He want to drive a race car.
She wants to explore the jungle.

3. What do he want to do when he's older?
does she she's





He want to work with animals.
She wants to fly a helicopter.

D What do you want to do when you're older? Write.

When I'm older, I want to _____

Lesson 3 Reading

A Read and number.



B Unscramble.



hawt sdeo atth isgn æmn



ti seamn uoy anc't akte uptriecs rehe



I nwta ot eb a toinjalurs nhew 'Im leord

C Write.

1.



What does that sign mean?

It means you can't climb trees here.

2.



What _____ that _____

It means _____ here.

3.



What _____

It means you can't use a _____

4.



_____ play soccer here.

D Draw a sign. What does it mean?



This sign means _____

Lesson 4 In Space


A Write.

Earth space shuttle space suit space station


1.



2.



3.



4.



B Read and circle.

1.



Astronauts

have to
don't have to

work on the computer.

2.



Astronauts

have to
don't have to

stay strong.

3.



Astronauts

have to
don't have to

leave the space station.

4.



Astronauts

have to
don't have to

be scientists to work in the
space station.

C Write.



Astronauts have to be friendly in the
space station.



Astronauts have to _____
to get to _____



_____ outside the _____



_____ be careful _____

D What do you have to do at school? Write.

When I'm at school, I have to _____

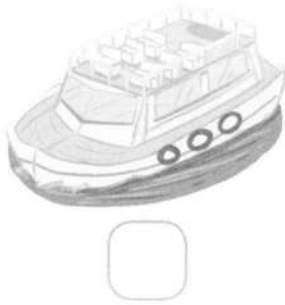
8 On Vacation

Lesson 1 Activities

A Match.

1. swim in the ocean 2. go on a bus tour 3. ride a horse 4. stay in a hotel 5. see a show 6. take a boat ride

a.



b.



c.



d.



e.



f.



B Unscramble.

1. _____ 2. _____

ese a whso

ytsa ni a htloe

3. _____ 4. _____

og no a sub otu

wmis ni eht ceona

5. _____ 6. _____

ekat a otba idre

eird a orhse

C Write.

1.



What's she going to do on vacation?

She's going to take a boat ride.

2.



What's going on vacation?

He's stay in a

3.



D Write.



tomorrow

next Monday

next weekend



1. When is he going to ride a horse?

He's going to ride a horse next Monday.

2. When is he going to swim in the ocean?

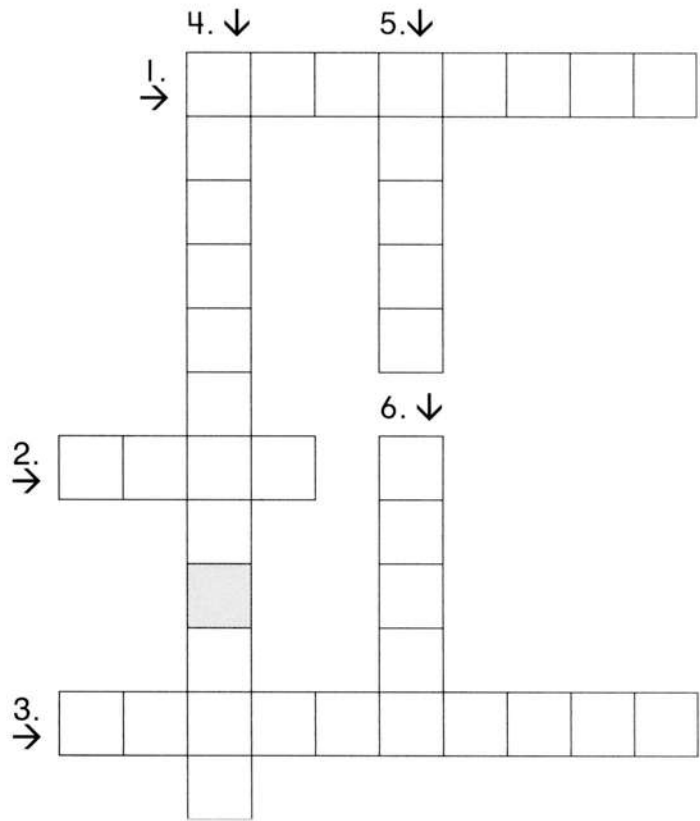

3. When is he going to see a show?

Lesson 2 Things for a Trip

A Do the puzzle.

Across →

Down ↓



B Match.



a. What's he going to take with him?
He's going to take some money.




b. What's she going to take with her?
She's going to take a towel.

c. What's he going to take with him?
He's going to take a tent.

d. What's he going to take with him?
He's going to take a swimsuit.

e. What's she going to take with her?
She's going to take a flashlight.

C Look at the chart. Write.

	TOWELS	SWIMSUITS	TENTS	MONEY	SLEEPING BAGS	FLASHLIGHTS
1. 	✓		✓		✓	
2. 	✓	✓				✓
3. 		✓		✓		✓

1. Are they going to take towels with them?

Yes, they are.

Are they going to take money with them?

No, they aren't.

2. Are they going to take swimsuits with them?

Yes, they are.

Are they going to take tents with them?

No, they aren't.

3. Are they going to take flashlights with them?

Are they going to take sleeping bags with them?

Lesson 3 Reading

A Match.



• a. I'm going to ride a camel.



• b. Thank you. See you next month!



• c. Bye! Have a great time.



• d. I'm going to miss you.

B Unscramble.

1. _____
m'I gonig ot drie a lemca


2. _____
eSe uoy xtne mntho

3. _____
mI' oingg ot sism uyo

4. _____
veaH a traeg emit

C Write.

1.



What are you going to do tomorrow?
I'm going to go on a bus tour.

2.



What _____ next weekend?
I'm going _____ hotel.

3.



_____ next week?

D What about you? Write.

1. Are you going to ride a horse tomorrow?

2. Are you going to swim in the ocean on your vacation?


3. What are you going to do on your vacation?

I'm going to _____

Lesson 4 Transportation

A Write.

subway ferry taxi gondola



B Circle.



How is she going to get to the museum?

She's going to take a taxi.
 the subway.



How are they going to get to the hospital?

They're going to take a gondola.
 a ferry.



How is he going to get to the supermarket?

He's going to take a taxi.
 the subway.



How are they going to get to the hotel?

They're going to take a gondola.
 a ferry.

C Write.


1.



How's he going to get to the
restaurant?

He's going to take a gondola.


2.



How's _____ going _____
museum?

She's _____

3.



How are they _____
hotel?

They're _____

4.



C Look at the pictures. Unscramble the questions.



to / vacation / she / going /
do / on / what's / ?

want / to / he / what / be /
when / does / up / he / grows / ?




to / him / with / what's / take /
he / going / ?

how / get / going / to / hotel /
are / to / they / the / ?

D Look at the pictures. Write.



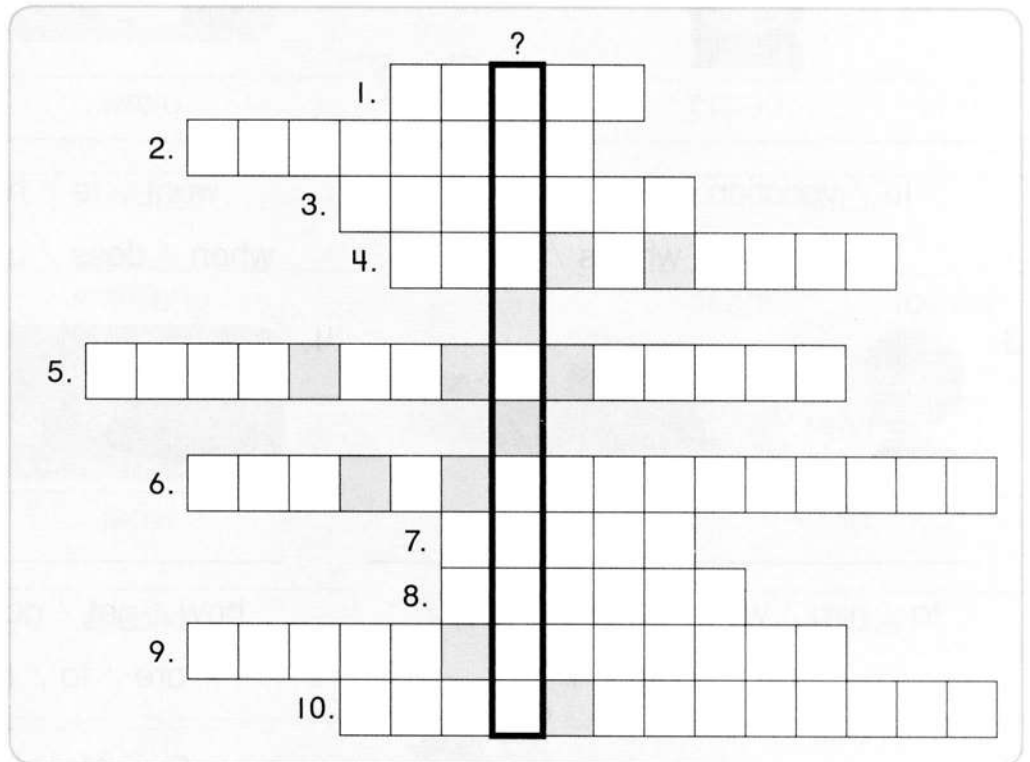

It means you can't use a cell phone here.



Thank you. See you next month.

E What are you going to do on vacation? Write.

F Do the puzzle.



G Look at **F**. Write and draw.

I'm going to _____
 _____ on vacation!



A Read and circle.

Christine's Vacation

My name is Christine. I'm going to stay in a hotel in Italy on my vacation. I want to swim in the ocean. I'm going to take my swimsuit and a towel. I also want to take a gondola to a museum. When I grow up, I want to be an artist and travel the world.



- | | | |
|--|------|-------|
| 1. Christine is going to stay in a hotel in Japan. | True | False |
| 2. She wants to swim in the ocean. | True | False |
| 3. She's going to take a flashlight and a towel. | True | False |
| 4. She wants to be an artist when she grows up. | True | False |

B What about you? Look at **A**. Write.

CC

My name is _____ I'm going to _____
 _____ on my vacation. I want to _____
 _____ I'm going to take my _____
 When I grow up, _____

My Picture Dictionary

Unit 1

































Unit 2



















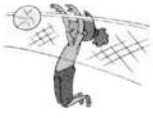


Unit 3



Unit 4

























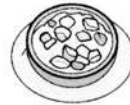






Unit 5

































Unit 6


































Unit 7





















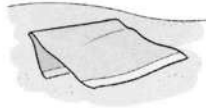


































Unit 8











OXFORD
UNIVERSITY PRESS

198 Madison Avenue
New York, NY 10016 USA

Great Clarendon Street, Oxford, OX2 6DP, United Kingdom

Oxford University Press is a department of the University of Oxford.
It furthers the University's objective of excellence in research, scholarship,
and education by publishing worldwide. Oxford is a registered trade
mark of Oxford University Press in the UK and in certain other countries

© Oxford University Press 2016

The moral rights of the author have been asserted

First published in 2016

2020 2019 2018 2017 2016

10 9 8 7 6 5 4 3 2 1

No unauthorized photocopying

All rights reserved. No part of this publication may be reproduced, stored
in a retrieval system, or transmitted, in any form or by any means, without
the prior permission in writing of Oxford University Press, or as expressly
permitted by law, by licence or under terms agreed with the appropriate
reprographics rights organization. Enquiries concerning reproduction outside
the scope of the above should be sent to the ELT Rights Department, Oxford
University Press, at the address above

You must not circulate this work in any other form and you must impose
this same condition on any acquirer

Links to third party websites are provided by Oxford in good faith and for
information only. Oxford disclaims any responsibility for the materials
contained in any third party website referenced in this work

ISBN: 978-0-19-410613-9

Printed in China

This book is printed on paper from certified and well-managed sources

ACKNOWLEDGMENTS

Cover Design: Yin Ling Wong

Cover illustration: Fernando Volken Togni

Illustrations by: Laura Arias: 12, 13, 30, 31, 50, 51; Valentina Belloni: 8, 9, 24, 25,
44, 45, 56, 57, 68, 69, 74, 75; Lalena Fisher: 2, 3, 18, 19, 32, 33, 48, 49, 58, 59;
Pamela Hamilton: 4, 5, 16, 17, 26, 27, 43, 54, 55, 64, 65, 78, 79; Aga Kowalska:
14, 15, 34, 35, 52, 53, 66, 67, 76, 77; Anthony Lewis: 21, 41, 42, 61, 62, 81, 82 ;
Gabriele Tafuni: 10, 11, 23, 36, 37, 46, 47, 72, 73; Jomike Tejido: 6, 7, 28, 29, 38,
39, 63, 70, 71.

Back Cover Photo: Vibrant Image Studio/Shutterstock