

2nd Edition


4

Everybody

UP

Student Book

Patrick Jackson
Susan Banman Sileci



OXFORD
UNIVERSITY PRESS

198 Madison Avenue
New York, NY 10016 USA

Great Clarendon Street, Oxford, OX2 6DP, United Kingdom

Oxford University Press is a department of the University of Oxford.
It furthers the University's objective of excellence in research, scholarship,
and education by publishing worldwide. Oxford is a registered trade
mark of Oxford University Press in the UK and in certain other countries

© Oxford University Press 2016

The moral rights of the author have been asserted

First published in 2016

2020 2019 2018 2017 2016

10 9 8 7 6 5 4 3 2 1

No unauthorized photocopying

All rights reserved. No part of this publication may be reproduced, stored
in a retrieval system, or transmitted, in any form or by any means, without
the prior permission in writing of Oxford University Press, or as expressly
permitted by law, by licence or under terms agreed with the appropriate
reprographics rights organization. Enquiries concerning reproduction outside
the scope of the above should be sent to the ELT Rights Department, Oxford
University Press, at the address above

You must not circulate this work in any other form and you must impose
this same condition on any acquirer

Links to third party websites are provided by Oxford in good faith and for
information only. Oxford disclaims any responsibility for the materials
contained in any third party website referenced in this work

ISBN: 978-0-19-410592-7 Student Book

Printed in China

This book is printed on paper from certified and well-managed sources

ACKNOWLEDGMENTS

Oxford University Press would like to thank the thousands of teachers whose opinions helped to inform the
first and second editions of this series, and in particular, the following reviewers:

Yavuz Alaybeyoglu, Dilek Ozer Primary School, Bursa, Turkey; Yasna Karen Araya, San
Patricio School, Chile; Ayoub Ait Ali, Ministry of Education, Casablanca, Morocco; Carol
Barrera Catalan, Hispano Chileno El Pilar, Chile; Michael P. Bassett, Osaka International
School, Osaka, Japan; Paul Richard Batt, Elephant's Memory Learning Institute, Taichung;
Jawida Ben Alfa, Inspector General for Education, Tunis, Tunisia; Lucas Bobaty, Noda Gakuen
Junior Senior High School, Yamaguchi, Japan; Clara Lee Brown, University of Tennessee,
Knoxville, USA; Dana Buck, Margaret Institute of Language (MIL), Cuba, Japan; Tuba
Ferzan Bütüner, Best English Language Schools, Turkey; Roberta Calderbank, Educational
Consultant, Riyadh, Saudi Arabia; Angel Chang, Li-Xing; Shu Ping Chang, Hao Wen, Keelung;
Phawntee Charoenwong, Anubanratchaburi English Program School, Katchaburi, Thailand;
Whoisuk Jackie Che, Hankuk University of Foreign Studies, Seoul, Korea; Yuwen Catherine
Chen, Eden Language Institute, Taichung; Yu Chenchen, Phoenix City International School,
China; Yelling Cheng, Jimanda English School, Young-ae Chung, International Graduate
School of English, Seoul, Korea; Cláudia Colla de Amorim, Escola Móbil, São Paulo,
Brazil; Marisol Correa, Colegio Gabriela Mistral, Mexico; Grace Costa de Oliveira, Colégio
Francisco Nossa Senhora Aparecida, São Paulo, Brazil; Jose Dias, Achieve Languages, Brazil;
Simon Downes, Kozy Bear School, Tokyo, Japan; Pulya Duyuran, Ada Safak Koleji Sakarya,
Turkey; Liliana Drago Lauzezzari, Colegio Maria Montessori, Piura, Peru; Eren Düz, Naside
Hilli Gelendost Primary School, Turkey; Elaine Elia, Escola Caminho Aberto, São Paulo, Brazil;
Erica Estrada Yanez, Liceo Domingo Santa María, Arica, Chile; Mark Evans, Wisdom Park
Language School, Kaohsiung; Fanny Fang, Maple Leaf International School-Dalian Elementary
School, China; Anaethel Flores, Universidad Tec Milenio Campus Cumbres, Mexico; Natalia
Furovova, Take It To The Top (TTT), Seoul, Korea; Sean Gallagher, Happy English Club, Inc.,
Nagoya, Japan; Tania Garcia, Montessori Santa Terezinha, São Paulo, Brazil; Patricia Gazzi,
Cristo Rei School, São Paulo, Brazil; Yelena Grados Jauregui, Los Rosales y Kinder Creativ,
Peru; Keith Grehan, Mosaica Education, Abu Dhabi, United Arab Emirates; Nanan Günel
Duran, Turkey; Mariela Guzman, Pehuen, Chile; Anna Kyungmin Han, EB (English Break)
Language School, Paju, Korea; Briony Hewitt, ILA Vietnam, Ho Chi Minh City, Vietnam; Kelly
Hsu, Kelly English School, Tainan; Kyla KCW Huang, Kang Ning English School, Hsinchu;
Lillian Itzovitch Leventhal, Colegio L.L. Peretz, São Paulo, Brazil; Aaron Jolly, Hanseo
University, Seosan, Korea; Susan Kao, Wen-Hua Elementary School, Taipei; Sean Pan-Seob
Kim, Kangseo Wonderland, Seoul, Korea; Goeckhan Koc, Mucanya Iba Cilindrogün Ortaokulu,
Mudanya, Turkey; Charlotte Lee, Jordan's Language School Headquarters, Taipei; Hsiang-pao
Sarah Lin, Lincoln International Language School, Tainan; David Martin, Busy Beavers English
Resources, Vancouver, Canada; Conrad Matsumoto, Conrad's English House, Odawara, Japan;
Claudia Mauri, Scuola Italiana Paritaria Arturo Dell'Oro, Chile; Daniel McNeill, Yokohama
YMCA, Yokohama, Japan; Paige Mitchell, Toros Kolej, Turkey; July Mostacero Ramirez,
Colegio Parroquial San Antonio de Huamanga, Ayacucho, Peru; Monica Motomura, Achieve
Languages, Brazil; Maria de Lourdes Moyeda Ibarra, Universidad Tecnológico Campus San
Nicolás, Mexico; Tyler Noell, King George International College, Japan; Jayanne Jieun Oh, ALT
English Academy, Seoul, Korea; Uluk Ozadim, Turkey; Alexandra Ormston, Connect English
School, Gifu, Japan; Kunjoo Park, Wizville Language Institute, Seoul, Korea; Sung Hee Park,
Yonsei University Graduate School of Education, Anyang, Korea; Dennis Patterson, Okinawa
Amicus International, Japan; Juliana Queiroz Pereira, Colégio Marista Arquidiocesano and
Colégio I. L. Peretz, São Paulo, Brazil; Sandra Pacioni Katsuda, Colégio Montessori Santa
Terezinha, São Paulo, Brazil; Saba' Al Qhadri, University of Qatar, Doha, Qatar; Karyna Ribeiro,
Colégio Miguel de Cervantes, São Paulo, Brazil; Charlie Richards, The Learning Tree English
School, Osaka, Japan; Mark Riley, Shane English School, Taipei; Polly Windsor Rufino,
Achieve Languages by Oxford, Brazil; John Sanders, Camelot English Study Centre, Tokyo,
Japan; Kaj Schweitzer, Eureka Learning Institute, Osaka, Japan; Monika Soens Yang, Taipei
European School, Taipei; Jyeeon Song, Seoul, Korea; Jason Stewart, Taejeon International
Language School, Daejeon, Korea; David Stueker, Myojin Elementary School, Beppu, Japan;
Levent Tezel, English Art Dil Kursu, Bursa, Turkey; Ana Tmazelli, Achieve Languages
Americana, Brazil; Anabel Torres, Universidad Autónoma de Baja California, Mexico; Thabata
Torres, Achieve Languages, Bragança Paulista, Brazil; Andrew Townshend, Natural English
School, Tokyo, Japan; Thanaphong Udomsah, Petchaburi Rajabhat University, Petchaburi,
Thailand; Rimeel Unal, Sakarya Adabilmil Veli, Turkey; Elsa Vargas, International House
Versacruz, S.C., Veracruz, Mexico; Aléthe Maria Venturina, Escola Carandá, São Paulo, Brazil;
Melody Wang, Taipei Municipal Jiuhsiang Elementary School, Taipei; Necati Yalçin, Maitepe
Askeri Lisesi, Turkey; Arzie Yao, Ren Da English School, Taipei; Jee Young Yoo, Yonsei ELP,
Wonju, Korea; Min Jamie Zhang, E-Trend Education, Beijing, China.

Cover Design: Yin Ling Wong

Cover Illustration: Fernando Volken Togni

Illustrations by: Ken Bateman: 79; Charlene Chua: 2, 4, 8, 12, 16, 22, 24 (bot), 26, 28, 32, 36, 44, 48,
52, 56, 64, 68, 72, 76; Mena Dolobowsky: 84-91; John Edwards: 38-39; Anna Hancock: 13, 14-15;
Leslie Harrington: 24(top), 25, 57; Nathan Jarvis: 9, 21, 29, 45, 61, 62, 74-75, 82; Debbie LoFaso: Pg
23, 43, 63, 83 (hat origami); John Kaufmann: 70; John Kurtz: 23, 34-35, 43, 63, 83; Anthony Lewis:
3, 10-11(spots), 20-21, 22, 37, 46-47, 53, 73; Julissa Mora: 5, 26-27, 33, 41, 54-55, 65, 81.; Laurie
O'Keefe: 50-51; Jomike Tejido: 6-7, 17, 42, 49, 66-67, 77; Sam Ward: 18, 69.

Commissioned photography by: Richard Hutchings/Digital Light Source. Cover photos and all photos
of kids in lower right-hand corner of pages: 5, 7, 9, 11, 13, 15, 17, 19, 23 (project kids), 25, 27, 29,
31, 33, 35, 37, 39, 43 (project kids), 45, 47, 49, 51, 53, 55, 57, 59, 63 (project kids), 65, 67, 69, 71,
73, 75, 77, 79, 83 (project kids); Dennis Kitchen/Studio, Inc. pg. 26, (earrings) and pg. 74 (sleeping
bag); Chris King: pg. 6 (in-line skating) 34, 40 (help); David Jordan: pg. 34 (school project); Gareth
Boden: pg. 80 (money).

We would also like to thank the following for permission to reproduce the following photographs: Cover:
ama131/iStockphoto (red apple), SvetlanaK/iStockphoto (yellow apple); Pg 4: Rory Buckland/Alamy
(climb), Corbis Super RF/Alamy (hike), Creatas/OUP (canoe), bikeriderlondon/Shutterstock
(fishing), Stock Foundry/Design Pics/Corbis (grilling), Corbis Super RF/Alamy (watch birds); Pg 5:
greenland/Shutterstock (climb), Zen Shui/Laurence Mouton/OUP (hike), Arthur Carlo Franco/
iStockphoto (canoe), Yevgen Timashov/Shutterstock (fishing), Sven Klaschik/Shutterstock
(grilling), archives/iStockphoto (bird watch); Pg 6: Sergey Petrov/Shutterstock (ski), guillermo
trejos/iStockphoto (snowboard), Mike Eikenberry/iStockphoto (ice-skate), Chris King/OUP (in-line
skate), guillermo trejos/iStockphoto (skateboard), nicole waring/iStockphoto (surf); Pg 10:
Monkey Business Images/Shutterstock (helmet), Richard G. Bingham II/Alamy (sunscreen), Peter
Cade / Iconica/Getty Images (life jacket), sonya etchison/Shutterstock (seatbelt); Pg12: Brian
Powell/iStockphoto (hippo), Elliot Hurwitz/iStockphoto (gorilla), Ingram/OUP (parada), Wave/OUP
(butterfly), Corbis / Digital Stock/OUP (caterpillar), dexns/Shutterstock (bee); Pg 14: Norbert
Probst/Imagebroker/Corbis (eel), Mike Cherim/iStockphoto (seal), Chuck Babbitt/iStockphoto
(dolphin), Ivanova Inga/Shutterstock (squid), Brett Atkins/iStockphoto (whale), Chuck Babbitt/
iStockphoto (shark); Pg 18: Vasiliki Varvaki/Shutterstock (lizard), Tomasz Zachariasz/iStockphoto
(beetle), Constantine Dimizas/iStockphoto (crab), Photographers Choice /OUP (octopus), Thomas
Arbours/iStockphoto (Komodo dragon), Jan Quis/iShutterstock (Goliath beetle), Richard
Cummins/Terra/Corbis (Japanese crab), David Fleetham/Alamy (giant octopus); Pg 19: David
Fleetham/Alamy (eel), Scott Camazine/SCIENCE PHOTO LIBRARY (snake), Design Pics/OUP (tiger),
Digital Vision/OUP (bear); Pg 18-19: Melamoro/Shutterstock (triangles); Pg 20: Mike Eikenberry/
iStockphoto (skating), Stock Foundry/Design Pics/Corbis, Vasiliki Varvaki/iStockphoto (lizard),
Elliot Hurwitz/iStockphoto (gorilla), Richard G. Bingham II/Alamy (sunscreen); Pg 22: Robin
McKelvie OUP (tong), Richard Hutchings/Digital Light Source/OUP (girl); Pg 23: Richard Newstead/
iStockphoto (pencil); Pg 26: largeformat4x5/iStockphoto (watch), Dale Reardon/iStockphoto
(necklace), Alexey Lobur/iStockphoto (belt), Dennis Kitchen Studio, Inc./OUP (earrings), Ingram/
OUP (sunglasses), Ruslan Kudrin/Shutterstock (gloves), Alexey Lobur/iStockphoto (belt); Pg 30:
ivanastar/iStockphoto (stick), Photodisc/OUP (leaf), Photodisc/OUP (grass), photovideostock/
iStockphoto (sand), musicman /Shutterstock (magnifying glass), Tyler Fox/Shutterstock
(caterpillar), Shani Rubin-Pinhas/Shutterstock (butterfly), DLILLIC/Corbis (snake), Stubbfield
Photography/Shutterstock (sandfish); Pg 30-31: S. Borisov/Shutterstock (rainforest background);
Pg 31: Gallo Images-Anthony Bannister / Digital Vision/Getty Images (viper), Sheffield Wakefield/
Shutterstock (lizard), arlindo71/iStockphoto (spider), Ellen Stenard/iStockphoto (tiger), Corbis RF/
Alamy (bird); Pg 32: Colleen Butler/iStockphoto (baseball), Maszas/Shutterstock (basketball),
muzzy/Shutterstock (volleyball), nycshooter/iStockphoto (tennis), Corbis/Floresco Productions/
OUP (table tennis); Pg 33: mainpicture/Alamy (tennis), Monkey Business Images/Shutterstock
(baseball), Photodisc/OUP (golf), Nyman, Fredrik / Johner Images/Getty Images (table tennis), Rob
Friedman/iStockphoto (basketball), Chris Clinton / Taxi/Getty Images (volleyball); Pg 34: Radius
Images/OUP (piano), Jacek Chabaszewski/Shutterstock (computer), Monkey Business Images/
Shutterstock (phone), Chris King/OUP (help), © age fotostock/Alamy (visit), David Jordan/OUP
(work); Pg 38: akiyoko/Shutterstock (stone), Corbis/Richard Gross/OUP (clay), Brzostowska/
Shutterstock (glass), KOUNADEAS IOANNHS /Shutterstock (metal); Pg 39: © Manor Photography /
Alamy Stock Photo (stone), DEA / G. DAGLI ORTI/Getty Images (bowl), INTERFOTO/Alamy (vase),
Bridgeman Art (necklace), Brendan Hunter/Getty Images (helmet), INTERFOTO/Alamy (glass), DEA /
G. NIMATALLAH/Getty Images (clay toy), Roger Wood/Corbis (stone); Pg 40: Brzostowska/
Shutterstock (glass), KOUNADEAS IOANNHS /Shutterstock (metal), Dennis Kitchen Studio, Inc./
OUP (earrings), Ruslan Kudrin/Shutterstock (gloves), David Jordan/OUP (project), Chris King/OUP
(dishes), photovideostock/iStockphoto (sand), ivanastar/iStockphoto (stick), Corbis/Richard Gross/
OUP (clay), DLILLIC/Corbis (snake); Pg 42: Christian Bertrand/Shutterstock (concert); Pg 43: Richard
Newstead/Getty Images (pencil); Pg 44: isa-7777/iStockphoto (noodles), Nayasha Olga Oiga/
Shutterstock (curry), Shueko/Shutterstock (sushi), oznurow/Shutterstock (lemonade), Shkurd/
Shutterstock (juice), Sergej Platonov/iStockphoto (tea); Pg 45: Moodboard/iStockphoto (girl), Fuse/OUP
(boy), Blend Images/OUP (woman), Polarpix/Shutterstock (parade), abolski/Shutterstock (picnic),
Shesvsky Pave/iStockphoto (haircut), SW Productions / Photodisc/Getty Images (buy clothes); Pg 47:
Yerwen Lu/iStockphoto (bowling), Fenwen Lu/iStockphoto (take picture), Phil Schmeister/
Corbis (watch parade), Digital Vision/Getty Images (picnic), © Radek Detinsky / Alamy (haircut),
Elena Bliseva/Shutterstock (buy clothes); Pg 50: Photodisc/OUP (feather), fivespot/Shutterstock
(pill), Photodisc/OUP (claw), Photodisc/OUP (wing); Pg 52: Apollolife/Shutterstock (sing)
(photo), AtoA/Ventura/Getty Images (movies), Fancy/Punchstock (write), Image Source/OUP
(finger), Photodisc/OUP (paint), Peter Dazeley / Photographer's Choice/Getty Images (model car);
Pg 54: Stephen Demmes/Shutterstock (cook), David Susay/iStockphoto (bake), blue jean images/
Punchstock (bicycle), Terrie L. Zeller/Shutterstock (make card), Blend Images/Punchstock (knit),
ACE STOCK LIMITED/Alamy (play music); Pg 58: Westend61/OUP (Mona Lisa), Brooklyn Museum/
Corbis (bridge), Philip Lange/Shutterstock (mosaic), Dale Mitchell/iStockphoto (sculpture), DEA /
G. DAGLI ORTI/Getty Images (painting), Chris Parypa/Alamy (Alice sculpture), Suriya/Photo
Langlais (bw photo), JE/Shutterstock (cube), INTERFOTO/Alamy (painting), PT/Travel/Alamy
(male); Pg 60: Photodisc/OUP feather, David Susay/iStockphoto (bake), isa-7777/iStockphoto
(noodle); Pg 66: Mitchell/Shutterstock (sculpture), Ocean/Corbis (bowl), Photodisc/OUP (paint); Pg
62: Zocoe/Combi/Alamy (mural); Pg 63: Richard Newstead/Getty Images (pencil); Pg 64: Jeff
Speed / First Light / Getty Images (actor), bernie jacobs/iStockphoto (artist), © Iain Sharp / Alamy
(musician), Picture Contact BV/Alamy (designer), Digital Vision/OUP (journalist), Brand X Pictures/
OUP (scientist); Pg 65: Adam Taylor / Digital Vision/Getty Images (actor), Radius Images/OUP
(painter), wavebreakmedia Ltd/Shutterstock (guitarist), Michelle Lane/Alamy (design), Ian
Shacham/Getty Images (reporter); Pg 66: StockTrek / Photodisc/Getty Images (astronaut), Doug
Staley C/Alamy (helicopter), alfredo trav / Alfredo/Getty Images (trainer), Fuse/Getty Images
(racer), Royal Geographic Society/Alamy (jungle), Fredrik Skold / Photographer's Choice/Getty
Images (tourist); Pg 70: NASA/Science Photo Library/Shutterstock, NASA/Science Photo Library (interior
space station), NASA/Science Photo Library (astronaut), NASA/Science Photo Library (movie); Pg
70-71: NASA/courtesy of nasaimages.org (lunar surface); Pg 71: NASA/Science Photo Library (with
helmet), NASA/Science Photo Library (with laptop), NASA/Science Photo Library (rowing), NASA/
courtesy of nasaimages.org (group shot); Pg 72: Terese Kreuzer/Alamy (boat), 1bestphoto/Alamy
(audience), Peter Trimmus/Alamy (bus tour), Corbis/Bettmann/OUP (horse), Devon
Stephens/iStockphoto (swim), Michael Blann / Digital Vision/Getty Images (horel lobby); Pg 74:
Ruslan Kudrin/Shutterstock (swimsuit), Wilton Link /Shutterstock (towel), Gareth Boden/OUP
(money), Photodisc/OUP (tent), waschenko Roman/Shutterstock (flashlight), Dennis Kitchen
Studio, Inc./OUP (sleeping bag); Pg 78: e X p o s e/Shutterstock (taxi), Malcolm McHugh/OUP
(ferry), Eric Nathan/OUP (subway), Westend61/Liane Riv/OUP (gondola), Barry Rosenthal/
Photographer's Choice/Getty Images (woman), David Ackham/Alamy (boy), dbrimages/Alamy
(subway), Matthias Scholz/Alamy (gondolier); Pg 78-79: Vornovak/Shutterstock (boy), M. Timothy O'Keefe/Alamy
(racer), Kronholm, Susanne/Getty Images (boy), fantasisita/Shutterstock (sign), Corbis RF/Alamy
(swimsuit, towel), UpperCut/OUP (tent), Marshall Ikonography/Alamy (subway), Richard
Newstead/Getty Images (pencil); Back Cover: Vibrant Image Studio/Shutterstock.

Music by: Julie Gold, Red Grammer, Troy McDonald and Devon Thagard, and Ilene Weiss.

Dedicated to my family, with love and thanks. —Patrick

For my incredible family—Ricardo, Audrey, and Natalia. —S.B.S.

Table of Contents

Welcome	2
Unit 1 Fun Outdoors	4
Unit 2 Land and Sea	12
Check Up 1	20
Skills Bonus 1	22
Project 1	23
Unit 3 Appearance	24
Unit 4 Last Week	32
Check Up 2	40
Skills Bonus 2	42
Project 2	43
Unit 5 A Day Out	44
Unit 6 Being Creative	52
Check Up 3	60
Skills Bonus 3	62
Project 3	63
Unit 7 Things to Be	64
Unit 8 On Vacation	72
Check Up 4	80
Skills Bonus 4	82
Project 4	83
YLE Practice	84
Syllabus	92
Word List	94



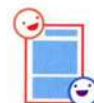
Class Audio CD



Group/pair work



Video



Poster

Welcome

A Listen, read, and say.

1. My favorite day of the week is Saturday. In the morning, I always make my bed. Then, I usually go to the movie theater in the afternoon. What do you do on Saturdays?



Mike

2. We're shopping at the department store. It's across the street from the movie theater. My aunt is a salesperson at the store. She likes nice clothes and shoes. I do, too!



Emma

3. I'm walking to my cousin's home. We always have fun. Yesterday, it was rainy. We were at the museum. How's the weather today? It's sunny! We can go to the pool.



Julie

4. Today is May 1st. It's my mother's birthday. My uncle and I are making a cake. He's making a fruit salad, too. The party is at 6:00. See you then!



Danny

B What about you? Talk with your classmates.

C Listen and say. Then practice. 

There are **one thousand grams** in a **kilogram**.

100 = one hundred
 1,000 = one thousand
 1,000,000 = one million



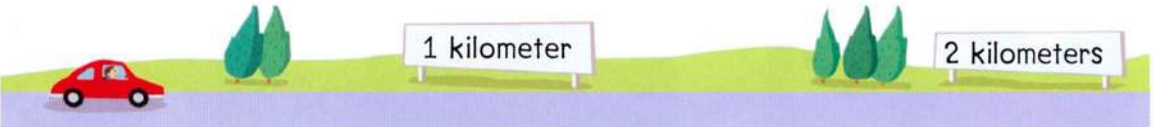
1. gram

2. kilogram

3. centimeter

4. meter

5. kilometer



D Listen, point, and say. 



Work with your partner.



Work with your group.



Write your name at the top of the page.



Write your answer on the board.

1 Fun Outdoors

Lesson 1 Camping

A Listen, point, and say.  06

					
climb	hike	canoe	fish	grill hamburgers	watch birds

B Listen and number.  07



C Listen, ask, and answer. Then practice.



What does

he
she

 like doing? He She likes **climbing**.

climb → climbing


hike → hiking

canoe → canoeing

fish → fishing

grill hamburgers → grilling hamburgers

watch birds → watching birds



D Listen, ask, and answer. Then practice.



Does

he
she

 like **climbing**? Yes, he she likes it a lot.
No, he she doesn't like it at all.

doesn't = does not



What do you like doing outdoors? Talk to your friends.



E Look at **B**. Point, ask, and answer.



What does she like doing?

She likes fishing.

Lesson 2 Sports

A Listen, point, and say.



1 	2 	3 	4 	5 	6 
ski	snowboard	ice-skate	in-line skate	skateboard	surf

B Listen and say. Then practice.



He's | good at **skiing**.
She's

He | isn't good at **skiing**.
She

He's = He is
She's = She is
isn't = is not

ski → **skiing** snowboard → **snowboarding** ice-skate → **ice-skating**
in-line skate → **in-line skating** skateboard → **skateboarding** surf → **surfing**



C Listen, ask, and answer. Then practice.  

Is	he	good at skiing ?	Yes,	he's	very good at it.
	she		No,	she's	not very good at it.



D Sing. 

I'm Good at Skating

I'm good at skating.

He's good at skating.

I'm very good at it.

Yes, yes.

I'm good at surfing.

He's good at surfing.

I'm very good at it.

Yes, yes.

I'm not good at skiing.

He isn't good at skiing.

No, no.

That's OK!

She's

E What about you? Ask and answer. 

Are you good at skateboarding?

No, I'm not.

Yes, I am.

What are you good at? Tell your friend.



A Talk about the story. Then listen and read.



The Skating Lesson

Julie's very good at ice-skating.

I'm not very good at ice-skating.

Don't worry. I can help you.

See, you can do it!

Yes, I can!

The girls are going very fast.

Emma, be careful!

Whoa! Watch out, everybody!

I'm not very good at ice-skating, but it's fun!

Value

Be brave.

B Read and circle.

- | | | |
|--|------|-------|
| 1. Julie isn't very good at ice-skating. | True | False |
| 2. Emma isn't very good at ice-skating. | True | False |
| 3. Emma helps Julie. | True | False |
| 4. The girls have fun ice-skating. | True | False |

C Sing.

Be Brave

I'm not very good at **ice-skating**.

Don't worry. I can help you.

I can help you. Don't worry.

Don't worry.

Be brave.

skateboarding

snowboarding

D Listen and say. Then act.

I'm not very good at ice-skating.

Don't worry. I can help you.



1 ice-skating



2 riding a bike




3 making spaghetti


Look at **A**. When are you brave? Talk with your friend.



Lesson 4 Safety Health



A Watch the video. 

B Listen, point, and say. 

 <p>1 wear a helmet</p>	 <p>2 put on sunscreen</p>	 <p>3 wear a life jacket</p>	 <p>4 fasten your seatbelt</p>
--	---	--	---

C Listen and say. Then listen and read. 

When you go snowboarding, always wear a helmet.

When we're riding in the car or playing on the beach, we have rules. Here are some rules.

1 Snowboarding is fun. When you go snowboarding, always wear a helmet. Don't go too fast.



2 When you go to the beach, always put on sunscreen. Drink water and wear a hat, too.



3 When you go canoeing on the river, always wear a life jacket. Never stand up in the canoe.





4 Does your family have a car? Be safe. When you ride in a car, always fasten your seatbelt.



D Read and circle.

- | | | |
|---|------|-------|
| 1. When you go snowboarding, always wear a seatbelt. | True | False |
| 2. When you go to the beach, always put on sunscreen. | True | False |
| 3. When you go canoeing, always wear a life jacket. | True | False |
| 4. When you ride in a car, always wear a helmet. | True | False |

E Listen. Fill in the chart. 

				
go skiing		✓		
go canoeing				
ride a bike				
ride in a car				
go skateboarding				
go to the beach				

F Look at E. Ask and answer. 

Watch the video.
Which sport is your favorite?
Tell a friend.

What do you always do when you go skiing?

When you go skiing, always wear a helmet.



G Look at the poster. Talk about it. 

2 Land and Sea

Lesson 1 Animals and Insects

A Listen, point, and say.



hippopotamus



gorilla



panda



butterfly



caterpillar



bee


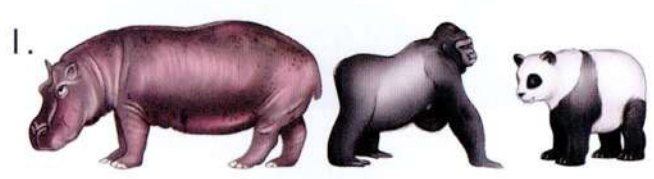
B Listen and number.



C Listen and say. Then practice.  22

The **hippopotamus** is **bigger** than the **panda**.
The **hippopotamus** is the **biggest**.



big → bigger → biggest



D Listen, ask, and answer. Then practice.  23 


Which one is the **smallest**? The **bee** is the **smallest**.

small → smaller → smallest



Make a line. Who's the tallest student in your class?









E Look at **B**. Point, ask, and answer. 

Which one is the biggest?

The hippopotamus is the biggest.













Lesson 2 Sea Creatures

A Listen, point, and say.  24

					
eel	seal	dolphin	squid	whale	shark

B Listen and say. Then practice.  25

The **eel** is
isn't as long as the **seal**.

1. 	2. 	3. 
		
4. 	5. 	6. 
		

C Listen, ask, and answer. Then practice.




Is the **eel** as long as the **seal**?

Yes, it is.

No, it isn't. It's shorter.

It's = It is



D What about other animals? Ask and answer.



Is the snake as long as the tiger?



long
fast
strong
heavy
big

No, it isn't.
It's shorter.

Look at **C**.
Which sea creature is your favorite? Why?



A Talk about the story. Then listen and read.



The Best Cap

Mike and Leo are at the aquarium with their mom.



OK, boys. Here's some money.

Thanks, Mom.



Which one would you like?

I'd like the biggest one, please.

I'd like the smallest one, please.

Mike's dad is at work.

Wait! What about Dad? He likes caps.



Which one would he like?



Do you like it, Dad?

Thanks, boys! This is the best cap!

Value
Be thoughtful.

B Read and circle.

- | | | |
|------------------------------------|------|-------|
| 1. Mike wants the biggest T-shirt. | True | False |
| 2. Leo wants the smallest T-shirt. | True | False |
| 3. Mike and Leo buy a book. | True | False |
| 4. Their father likes the cap. | True | False |

C Sing. 28

Do You Like It?

Which snowboard would you like?

I'd like the biggest one, please.

Do you like it?

Thanks! This is the best!

Which skis would you like?

I'd like the fastest ones, please.

Do you like them?

Thanks! These are the best!

I'd like the biggest snowboard. I'd like the fastest skis.

Do you like them? Thanks! These are the best!

D Listen and say. Then act. 29

Which one would you like?

I'd like the longest one, please.



longest



biggest



fastest

Look at **A**.
Which things would you like?





A Watch the video.



B Listen, point, and say.



C Listen, ask, and answer. Then listen and read.



How much does the **lizard** weigh?
It weighs **150 kilograms**.

How long is the **lizard**?
It's **3 meters** long.

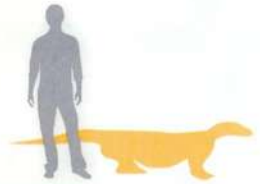
weight =

length =

Animals and insects have many shapes and sizes. Some creatures are very small and some are very big. These creatures are big!




1. The Komodo dragon is a very big lizard. It's 3 meters long and weighs 150 kilograms.



2. The Goliath beetle is the world's largest insect. It weighs 100 grams and is 10 centimeters long.



3. The spider crab is the world's largest crab. It weighs 19 kilograms. Its legs are about 2 meters long.



4. The giant Pacific octopus is the biggest octopus in the world. It weighs 50 kilograms and is 5 meters long.



D Read and circle.

- | | | |
|--|------|-------|
| 1. The lizard weighs 100 grams. | True | False |
| 2. The beetle is 10 centimeters long. | True | False |
| 3. The crab isn't as long as the lizard. | True | False |
| 4. The octopus weighs 50 kilograms. | True | False |

E Listen and fill in the chart. Write.



eel

_____ meters
_____ kilograms



snake

_____ meters
_____ grams



tiger

_____ meters
_____ kilograms



bear

_____ meters
_____ kilograms

SHORTEST

LONGEST

LIGHTEST

HEAVIEST

F Look at E. Ask and answer.



How long is the eel?

It's 2 meters long.

How much does it weigh?

The eel weighs 18 kilograms.

Watch the video.
Are taller animals
always the heaviest?
Talk with a friend.




G Look at the poster. Talk about it.



✓ Check Up 1

Units 1 and 2

A Listen and number. Then match. 33



a. lizard

b. gorilla

c. put on
sunscreen

d. shark

e. ice-skate

f. grill
hamburgers

B Read and check.



When you go canoeing, ...

a. always wear a life jacket.

b. always fasten your seat belt.



Is the seal as long as the dolphin?

a. Yes, it is.

b. No, it isn't. It's shorter.



Which one is the biggest?

a. The caterpillar is the biggest.

b. The hippopotamus is the biggest.



How much does the Pacific
octopus weigh?

a. It weighs 50 kilograms.

b. It's 5 meters long.

C Write.



1. Is he good at skateboarding?



2. What does she like doing?



3. Which one is the biggest?



4. Does she like fishing?

D Listen and write. Then act.



1.

I'm not very good at skateboarding.

I can help you.

2.

Which one would you like?

E What can you do? Read and ✓.

1 OK

2 Good

3 Great

I can talk about...

1

2

3

camping

sports

safety

animals and insects

1

2

3

sea creatures

weight and length

Value

I can be brave.

Value

I can be thoughtful.

A Listen and read.




A Camping Trip

Hi everybody!

I'm camping with my family. I like canoeing and fishing in the river. We always wear life jackets and helmets.

I'm not good at canoeing, but it's fun! My brother and father like canoeing, too. My canoe isn't as big as my brother's canoe, but it's the fastest. It's dinner time now. My mother is grilling hamburgers. Time to go!

Good-bye,
Kelly



B Read and answer.

1. What is Kelly doing? _____
2. What do they wear when they are canoeing? _____
3. Whose canoe is the fastest? _____
4. What is Kelly's mother grilling? _____

C Listen and number.



D When did you see a sea creature? Talk about it.






Project

Outdoor Fun Poster

A Make an outdoor fun poster.



1. Think about some sports that you do outdoors. Draw pictures of four different sports.

2. How well can you do each sport? Are you good at it? Color 1, 2, or 3 stars.

☆ not very good ☆☆ good ☆☆☆ very good

3. Write about each sport. Write if you are *not very good*, *w*, or *very good* at it. Write as much as you can.

B Listen. Then talk about your poster.



What do you like doing?

Are you good at skateboarding?

I like surfing.

No. I'm not very good at it.

 I like climbing. I'm very good at it.	 I like surfing. Surfing is fun. I have a surf board. I'm very good at it.
 I don't like snowboarding. I go very fast. I'm not very good at it.	 I don't like skateboarding. I always wear a helmet. I'm not very good at it.

Home-School Link

How do you like to have fun outdoors?
What do you do outdoors with your family?
Talk about outdoor fun with your family.

Tip
Talk as much as you can about your pictures.

3 Appearance

Lesson 1 What We Look Like

A Listen, point, and say.  38

Hairstyles

1



short hair

2



shoulder-length hair

3



long hair

4



straight hair

5



curly hair

6



wavy hair

Hair Color



black



brown



red



blond



gray

Eye Color



brown



green



blue



a beard



glasses

B Listen and number.  39



C Listen, ask, and answer. Then practice.



What does	he she	look like?	He She	has short, black hair and	brown eyes. glasses. a beard.
-----------	-----------	------------	-----------	----------------------------------	--

- | | | | | | |
|---------------------------------|------------------------|------------------------------|------------------------------------|--------------------------|--------------------------|
| 1. | 2. | 3. | 4. | 5. | 6. |
| straight
black
brown eyes | short
gray
beard | curly
brown
green eyes | shoulder-length
gray
glasses | wavy
blond
glasses | long
red
blue eyes |

D Listen, ask, and answer. Then practice.



Which one is your	brother? sister?	He's She's	the one with short, straight, black hair and	brown eyes. glasses. a beard.
----------------------	-----------------------------------	---------------	--	--



What do the people in your family look like? Tell your friends.



E Look at B. Point, ask, and answer.



What does she look like?

She has long, straight, black hair.

Lesson 2 Accessories


A Listen, point, and say.  42

 watch	 necklace	 earrings	 sunglasses	 gloves	 belt
--	---	---	--	---	---

B Listen, ask, and answer. Then practice.  43 

What	does the watch	look like?	It's
	do the earrings		They're
			new and black .

They're = They are



C Listen, ask, and answer. Then practice.

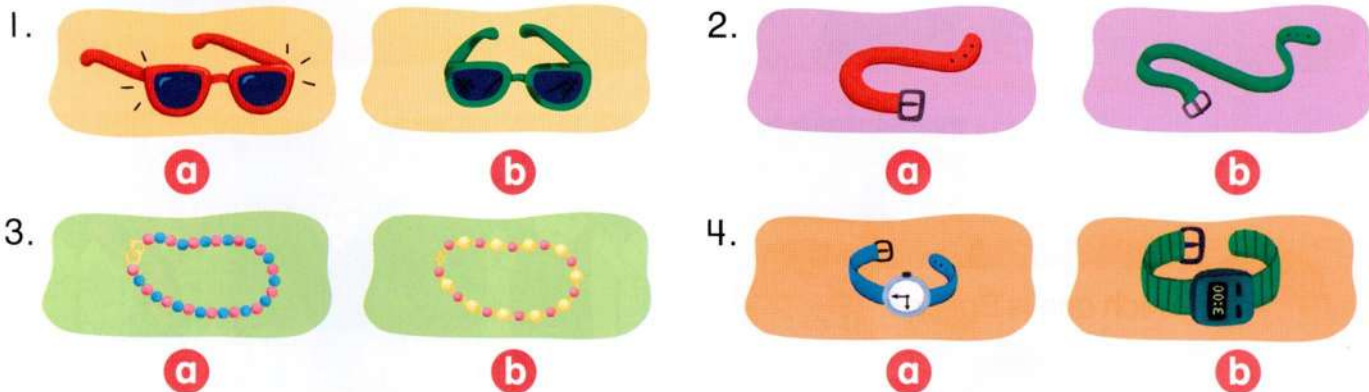


Which **watch** does he want to wear?
gloves | she

He wants to wear the **black** one.
 She wants to wear the **black** ones.



D Listen and circle.



E Draw pictures. Ask and answer.



Which watch do you want?

I want the green one, please.



What accessories are you wearing? What do they look like?





A Talk about the story. Then listen and read.

The School Play

It's the day of the school play.

Good luck with the play.

Thanks.

My costume! What can I do now?

Don't worry. You can share mine.

Thanks, Julie.

Mike and his mother are watching the play.

Which one is Emma?

She's the one wearing black and white socks.



That's Julie! They are doing a good job!

Who's that wearing the red T-shirt?

Value

Be kind.

B Read and circle.

- | | | |
|---|------|-------|
| 1. Julie and Emma are in the school play. | True | False |
| 2. Danny shares his costume with Julie. | True | False |
| 3. Mike and his mother are watching TV. | True | False |
| 4. Emma and Julie wear tree costumes in the play. | True | False |

C Sing.



Good Luck!

Good luck with the play. Thanks. You, too!
Good luck in the game. Thanks. You, too!
Good luck on the test. The test? Oh, no!
Don't worry. Don't worry. Don't worry. I can help you study.

D Listen and say. Then act.



Good luck with the play.

Thanks. You, too.



with the play



on the test



in the game


Look at **A**.
What do the
people look like?



Lesson 4 Camouflage




Science

A Watch the video. 

B Listen, point, and say. 



C Listen and say. Then listen and read. 

The caterpillar is the same

color
shape

 as the stick.

The shape and color of some insects and animals help them to be safe. They can hide from other animals.



1. Can you find the caterpillar? It's the same shape and color as the stick. Birds can't see this one.



2. This butterfly is hard to see. It's the same color and shape as the leaf. It looks like the leaf.


3. Snakes hide, too. This snake is the same color and shape as the grass. It's long, thin, and green.

4. This fish is good at hiding in the sand. It's the same color as the sand. Sharks can't find it.



D Read and circle.

1. The butterfly is the same shape as a stick. True False
2. The caterpillar looks like a leaf. True False
3. The fish is the same color as the sand. True False
4. The snake is the same color as the grass. True False


E Listen. Fill in the chart. 

snake lizard tiger in the snow on a rock
 spider bird in the grass in the leaves on a flower



What is it?	snake				
Where is it?	in the leaves				
Same shape?	no				
Same color?	yes				

F Look at E.

Ask and answer. 

What does the snake look like?

It's the same color as the leaves.

Watch the video.
 What animals have the same color?
 Draw a picture.



G Look at the poster. Talk about it. 


4 Last Week

Lesson 1 Sports

A Listen, point, and say.  52




1 baseball



2 basketball



3 volleyball



4 golf



5 tennis




6 table tennis

B Listen and number.  53




C Listen and say. Then practice.  54

He | played **baseball** yesterday. play → played
 She |




D Listen, ask, and answer. Then practice.  55 

What did | he | she | do yesterday? He | She | played **baseball** yesterday.



What did you play yesterday?
 Tell your friend.



E Look at **B**. Point, ask, and answer. 

What did Mike do yesterday?

He played baseball.

Lesson 2 Activities

A Listen, point, and say.



					
practice the piano	use the computer	talk on the phone	help my parents	visit my friend	work on a project

B Listen, ask, and answer. Then practice.




What did you do last weekend?
I **practiced the piano**.

practice → practiced
talk → talked
visit → visited

use → used
help → helped
work → worked

S S M T W T F

weekend




C Listen, ask, and answer. Then practice.

58



Did you **practice the piano** on Monday?

Yes, I did.
No, I didn't.

didn't = did not

1 Monday ✓

2 Tuesday ✗

3 Wednesday ✓

4 Thursday ✗

5 Friday ✓

6 Saturday ✗

D Sing.

59

What Did You Do on Monday?

What did you do on Monday? I used the computer.
What did you do on Tuesday? I played my guitar.
What did you do on Wednesday? I worked on a project.
What did you do on Thursday? I helped wash the car.
What did you do on Friday? I visited my cousin.
On Saturday and Sunday, I played baseball in the park.

E What about you? Ask and answer.



What did you do last weekend?

I visited my friend.
What about you?

Look at **B**. What did the girl and boy do last weekend?



A Talk about the story. Then listen and read.



The Baseball Game

It's Saturday morning. Danny's friends are ready to play baseball.



Value
Be prepared.

B Read and circle.

- | | | |
|--|------|-------|
| 1. Danny is playing volleyball with his friends. | True | False |
| 2. Danny can't find his glove. | True | False |
| 3. Mike has an extra glove. | True | False |
| 4. Mike catches the ball. | True | False |

C Sing. 61

I Can't Find It!

I can't find my **glove**.

I can't find my **glove**.

That's OK. That's OK.

You can borrow mine.

I can't find my **cell phone**.

I can't find my **cell phone**.

That's OK. That's OK.

You can borrow mine.

calculator

D Listen and say. Then act. 62

I can't find my glove.

Don't worry. You can borrow mine.



1 glove




2 cell phone



3 calculator

What did you do last Saturday morning?



A Watch the video. 

B Listen, point, and say. 



stone




clay



glass



metal


C Listen, ask, and answer. Then listen and read. 



What did they use to make homes in Rome? They used stone.

People in ancient Rome used stone, clay, metal, and glass to make the things they needed.

- 1** Some people in Rome had big homes with beautiful walls. What did they use to make their homes? They used stone.
- 2** People cooked meals at home. They used bowls like this one. What did they use to make bowls? They used clay.
- 3** People made beautiful cups for drinking. What did they use to make cups? They used glass.
- 4** Men and women wore jewelry in ancient Rome. What did they use to make necklaces? They used metal.



D Read and circle.

- | | | |
|--|------|-------|
| 1. Some people in Rome used stone to make homes. | True | False |
| 2. People used clay to make bowls. | True | False |
| 3. People used metal to make homes. | True | False |
| 4. People used wood to make cups. | True | False |

E Listen and match.



1.

metal

2.

glass

3.

stone

4.

clay



F Look at E. Ask and answer.



Watch the video.
What do we use today to make things?
Make a chart.

What did they use to make the cup?

They used glass.

G Look at the poster. Talk about it.



✓ Check Up 2

Units 3 and 4

A Listen, check, and write.



1.



curly hair

2.



3.



4.



5.



6.



B Read and number.

1. The snake is the same color and shape as the grass.

2. What did they use to make bowls in Rome?
They used clay.

3. What did he do yesterday?
He played basketball.

4. What did you do last weekend?
I used the computer.

5. Which one is your sister?
She's the one with long, wavy, brown hair.

6. Which necklace does she want to wear?
She wants to wear the white one.



C Write.



1. What does he look like?

He has short, black hair
and blue eyes.

2. What did she do yesterday?

3. What do the sunglasses look like?

4. Did he play baseball yesterday?

D Listen and write. Then act.



1. Good luck with the play.

2. I can't find my ball.

Don't worry. _____

E What can you do? Read and ✓.

1 OK 2 Good 3 Great

I can talk about...	1	2	3		1	2	3
what we look like	<input type="checkbox"/>	<input type="checkbox"/>	<input type="checkbox"/>	sports	<input type="checkbox"/>	<input type="checkbox"/>	<input type="checkbox"/>
accessories	<input type="checkbox"/>	<input type="checkbox"/>	<input type="checkbox"/>	activities	<input type="checkbox"/>	<input type="checkbox"/>	<input type="checkbox"/>
camouflage	<input type="checkbox"/>	<input type="checkbox"/>	<input type="checkbox"/>	ancient Rome	<input type="checkbox"/>	<input type="checkbox"/>	<input type="checkbox"/>
Value I can be kind.	<input type="checkbox"/>	<input type="checkbox"/>	<input type="checkbox"/>	Value I can be prepared.	<input type="checkbox"/>	<input type="checkbox"/>	<input type="checkbox"/>

A Listen and read.



About the Band

MAGIC is a band of brothers and sisters. They are from Cape Town, South Africa. The sisters have long, blond hair. They wear cool necklaces and big earrings. The brothers have short, curly hair. They wear sunglasses. Last weekend, on Saturday, they practiced their songs many times. On Sunday, they played a concert for a lot of people. It was great.



B Read and answer.

1. What color hair do the sisters have? _____
2. What do the brothers wear? _____
3. What did MAGIC do on Saturday? _____
4. What did they do on Sunday? _____

C Listen and number.




D When did you see a concert? Talk about it.



Project

Our Book

A Make a book about last week.



1. Choose a day of the week. Think about what you did. Draw a picture.
2. Write about what you did. Write your name. Then share your book page with your classmates.
3. Put all the pages together. Put the days of the week in order. Together, make one book cover.

B Listen. Then talk about your book.




1 What did you do last Monday?

I played tennis and practiced the piano. It was fun.

2 Did he visit his friend last weekend?

Yes, he did. He visited his friend on Saturday. They played table tennis.



Tip

If you didn't hear what your friend said, say "Excuse me?"

Home-School Link

What did you do with your family last week? Did you do something fun together? At home, ask your family members about what they did.

5 A Day Out

Lesson 1 Food and Drink

A Listen, point, and say.  02



noodles



curry



sushi



lemonade



grape
juice



tea

B Listen and number.  03



C Listen and say. Then practice.



He ate **noodles**.
She drank **lemonade**.

eat → **ate**
drink → **drank**



D Listen, ask, and answer. Then practice.



What did he/she eat for lunch?
What did he/she drink with lunch?

He ate **noodles**.
She drank **lemonade**.

1.	✓			✓		
2.			✓			✓
3.		✓			✓	

What did you eat for lunch yesterday? Tell your friends.



E Look at B. Point, ask, and answer.



What did he eat for lunch?


He ate curry.

Lesson 2 Things To Do

A Listen, point, and say.  06



1
go bowling



2
take a picture



3
see a parade



4
have a picnic



5
get a haircut



6
buy clothes

B Listen, ask, and answer. Then practice.  07



What did he do yesterday? He went bowling.
she She

- go → went
- take → took
- see → saw
- have → had
- get → got
- buy → bought



C Listen, ask, and answer. Then practice.



When did

he
she

 go bowling? He She went bowling yesterday.



yesterday



on Tuesday



on Saturday afternoon



last Monday

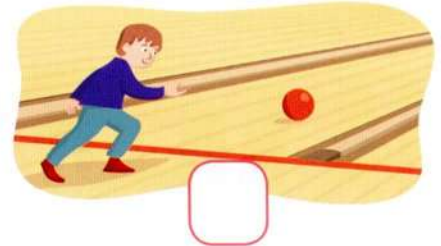


last week



last month

D Listen and number.



E What about you? Ask and answer.



What did you do last week?

I had a picnic. What about you?

Look at **A**.
When did you do these things?





A Talk about the story. Then listen and read.

The Missing Backpack




What happened?

I lost my backpack.

I can help you. Let's look for it together.

I know. Let's look at our cameras.



First, they bought clothes. Then, they got haircuts.



Emma and Ann run to the french fry stand.

Here you are!

Thank you. That was lucky!

Value
Be helpful.

Next, we bought some french fries.

Look! There it is! It's at the french fry stand.

B Read and circle.

- | | | |
|---|------|-------|
| 1. Emma and Ann were at the zoo. | True | False |
| 2. Ann lost her backpack. | True | False |
| 3. They used a camera to find the backpack. | True | False |
| 4. They ate ice cream. | True | False |

C Sing.

What Happened?

What happened? What happened?

I lost my **backpack!** I lost my **backpack!**

camera

coat

What happened? What happened?

I lost my **backpack!** I lost my **backpack!**

I looked over there. And over there. But I can't find it anywhere.

I looked over there. And over there. But I can't find my **backpack!**

D Listen and say. Then act.

What happened?

Let's look for it together.

I lost my backpack.



backpack



camera





coat

Emma is helpful.
Tell your friends
when you helped
somebody.






A Watch the video. 

B Listen, point, and say. 



C Listen and say. Then listen and read. 

Some dinosaurs had **feathers**.



Dinosaurs lived millions of years ago. Some dinosaurs ate plants and some ate animals. They were all very different. What did they look like?

1. Microraptor

Some dinosaurs had feathers. They lived in trees and looked like birds.

3. Tyrannosaurus Rex

Some dinosaurs had claws. This dinosaur was six meters tall. Its claws were 25 centimeters long.

2. Diplodocus

Some dinosaurs had tails. These were some of the biggest dinosaurs. Their tails were 14 meters long.

4. Pterodactyl

Some dinosaurs had wings. They used their wings to fly. Their wings were two meters long.


D Read and circle.

- | | | |
|---|------|-------|
| 1. The Microraptor looked like a fish. | True | False |
| 2. The Diplodocus was a big dinosaur. | True | False |
| 3. The Pterodactyl had wings. | True | False |
| 4. The Tyrannosaurus Rex used its wings to fly. | True | False |

E Listen. Fill in the chart.



	Feathers	Tail	Wings	Claws
1. Quetzalcoatlus				
2. Brontosaurus				
3. Triceratops				
4. Velociraptor				



Watch the video. What did your favorite dinosaur look like? Tell a friend.



F Look at E. Point and say.



This dinosaur had a tail and wings.

G Look at the poster. Talk about it.



6 Being Creative

Lesson 1 The Arts

A Listen, point, and say.



sing
songs



make
movies



write
stories



design
clothes




paint
pictures



make
models

B Listen and number.



C Listen, ask, and answer. Then practice.



What does

he
she

 like to do in

his
her

 free time?

He

likes to sing songs.

She



D Listen, ask, and answer. Then practice.



Does

he
she

 like to **sing songs** in

his
her

 free time?

Yes,

he
she

 does. He

likes to make movies.

No,

she
doesn't.

 She



E Look at B.

Point, ask, and answer.



What does Mike like to do in his free time?

He likes to make models.

What do you like to do in your free time?
Tell your friends.



Lesson 2 Making Things

A Listen, point, and say. 20



1 cook dinner

2 bake cookies

3 make jewelry

4 make a card

5 knit a scarf

6 play music

B Listen and say. Then practice. 21

He
She

cooked dinner for

him.
her.
them.

he → him
she → her
they → them

cook → cooked
bake → baked
make → made
knit → knitted
play → played



C Listen, ask, and answer. Then practice.  

What did	he she	cook for	him? her? them?	He She	cooked dinner for	him. her. them.
----------	-----------	----------	-----------------------	-----------	-------------------	-----------------------



D Sing. 

What Did She Knit for Him?

What did she knit for him?

She knitted a scarf for him.

What did they bake for him?

They baked cookies for him.

And what did he make for them?

He made a card for them.

What did he cook for her?

He cooked dinner for her.

What did they make for her?

They made jewelry for her.

And what did she play for them?

She played music for them.

**E What about you?
Ask and answer.** 

What did you do for your family last weekend?



What did you do for your mother?

I made a card for her.

A Talk about the story. Then listen and read.



Good Neighbors

Mrs. Brown broke her leg last week.



Hi, Mrs. Brown!

Let's help her.

How can we help you?

Could you carry these bags for me?



Sure. No problem.

The boys help Mrs. Brown all day. They walk her dog, they sweep for her, and they take out the garbage.

Whoa, Max! Come back here.




This is heavy!

Later that afternoon...

I baked these cookies for you.

Thanks, Mrs. Brown!



Wow!

Value
Be helpful.

B Read and circle.

- | | | |
|---|------|-------|
| 1. Mrs. Brown is sick. | True | False |
| 2. Danny took out Mrs. Brown's garbage. | True | False |
| 3. Mike washed Mrs. Brown's car. | True | False |
| 4. Mrs. Brown made dinner for the boys. | True | False |

C Sing. 

Could You Help Me?

Could you **carry these bags** for me? Sure!
 Could you **carry these bags** for me? No problem!
 Could you **carry these bags**? Could you **carry these bags**?
 Could you **carry these bags** for me?

OK!

open the door

close the door

D Listen and say. Then act.  

Could you carry these bags for me?

Sure. No problem.



1 carry these bags



2 open the door



3 pick that up

Danny and Mike helped Mrs. Brown. Who could you help?





A Watch the video.



B Listen, point, and say.



painting



photograph



mosaic



sculpture

C Listen and say. Then listen and read.



This is a **painting** of a **bedroom**.

What type of art do you like? Thousands of people visit art museums every day. There are art museums around the world with many different types of art.




1. This is a painting of a bedroom with chairs, a table, and a bed. What colors did the artist use? Does this look like your bedroom?



2. This is a photograph of a boy. His clothing has many colors. How many colors can you see?



3. This is a mosaic. There are many colors and shapes. Together, the different parts make a beautiful picture.




4. This is a metal sculpture of a girl from a story called *Alice in Wonderland*. There is a rabbit and a man wearing a hat in the sculpture, too.

D Read and circle.

- | | | |
|---|------|-------|
| 1. The photograph shows a bedroom. | True | False |
| 2. The sculpture shows a girl and a rabbit. | True | False |
| 3. The painting shows a girl. | True | False |
| 4. The mosaic has many colors. | True | False |

E Listen and number. Match.



mosaic

painting

sculpture

photograph



F Look at E. Point and say.



This is a photograph of a lake.

It's a black and white photograph.

Watch the video.
What types of art
do you see every
day? Make a list.



G Look at the poster. Talk about it.



✓ Check Up 3

Units 5 and 6

A Listen and number. Then match.



- a. bake cookies b. paint pictures c. go bowling d. feather e. noodles f. sculpture

B Read and check.



- a. Some dinosaurs had tails.
b. Some dinosaurs had wings.



- a. She likes to sing songs in her free time.
b. She likes to design clothes in her free time.



- a. This is a photograph of a boy.
b. This is a painting of a boy.



- a. He ate sushi for lunch.
b. He ate noodles for lunch.

C Write.



1. What did she do yesterday?

She got a haircut.

2. What did he play for them?

3. What did he drink with lunch?

4. What does he like to do in his free time?

D Listen and write. Then act.



1. _____

I lost my pencil case.

2. Could you carry these bags for me?

E What can you do? Read and ✓.

1 OK 2 Good 3 Great

I can talk about...

1 2 3

food and drink

things to do

dinosaurs

Value
I can be helpful.

the arts

1 2 3

making things

types of art

Value
I can be helpful.

A Listen and read.



<http://www.TownNews>



TOWN PARADE

Yesterday, these children went to see a parade in town. A band played music. Everyone had fun. It was a hot day and the children were thirsty. They drank lemonade. It was delicious. They bought a big, red balloon for their little brother. He was very excited. Then, they bought some sushi and had a picnic. They took a picture and went home. They were tired but happy.

B Read and answer.

1. What did the children go to town to see? _____
2. What did they drink? _____
3. Who did they buy a balloon for? _____
4. Why were they happy? _____

C Listen and number.





D When did you see a parade? Talk about it.



Project

Group Story

A Write a story about a special day. Work with your classmates.



1. Think of a story about a boy or a girl having a special day. Draw pictures of the four parts of the story.
2. Write about the first part of the story. What did the boy or girl do? What happened?
3. Pass your story to another student. Write about the next part of the story. Then pass it to another student.

B Listen. Then tell your story together.



What did he do in the story?

Did he do other things?

 He went bowling.	 He ate sushi.
 He took a picture.	 Then, he made a card.

He went bowling.

Yes! He ate sushi. Then, he took a picture.

Tip
Tell your story in a strong, clear voice.

Home-School Link

When did you have a day out with your family? What did you do? Was it fun? Talk about that day with your family. Then tell your classmates your story.

7 Things to Be

Lesson 1 Careers

A Listen, point, and say.



actor



artist



musician



game
designer



journalist



scientist

B Listen and number.



C Listen, ask, and answer. Then practice.

37



What do you want to be when you grow up?
I want to be an **actor**.



D Listen, ask, and answer. Then practice.

38



What does

he
she

 want to be when

he
she

 grows up?

He
She | wants to be an **actor**.



What do you want to be when you grow up? Ask your friends.

E Look at **B**. Point, ask, and answer.



What does she want to be when she grows up?

She wants to be a journalist.



Lesson 2 The Future

A Listen, point, and say.  39

					
go to space	fly a helicopter	work with animals	drive a race car	explore the jungle	travel the world

B Listen, ask, and answer. Then practice.  40 

What do you want to do when you're older?
I want to go to space.

you're = you are



C Listen, ask, and answer. Then practice.  

What does

he
she

 want to do when







he's
she's

 older?

He
She | wants to **go to space**.

1. 
2. 
3. 
4. 
5. 
6. 

D Listen and number.  

					
<input type="text"/>	<input type="text"/>	<input type="text"/>	<input type="text"/>	<input type="text"/>	<input type="text"/>

E What about you? Ask and answer. 

What do you want to do when you're older?

I want to fly a helicopter.
What about you?

Do you want to go to space when you're older? Talk to your friends about it.




A Talk about the story. Then listen and read.



Space Museum

There's an astronaut at the museum.



B Read and circle.

- | | | |
|--|------|-------|
| 1. There is an astronaut at the museum. | True | False |
| 2. Alex can't read the signs. | True | False |
| 3. Alex was noisy. | True | False |
| 4. Julie wants to be a cook when she is older. | True | False |

C Sing.



What Does That Sign Mean?

What does that sign mean?

It means you can't **run** here.

Does it mean you can't **walk** here?

No, it means you can't **run** here.

That's OK. I like **walking**!

ice-skate
snowboard

take pictures
play music

D Listen and say. Then act.



What does that sign mean?

It means you can't run here.



run



ice-skate



take pictures


What signs can you see around where you live? Tell your friends.





A Watch the video. 

B Listen, point, and say.  46



space shuttle

space station

space suit

Earth

C Listen and say. Then listen and read.  47

Astronauts	have to	take the space shuttle to get to the space station.
	don't have to	wear a space suit in the space station.

Do you want to visit space? Some astronauts go to space to work and live in space stations. They can live in the space station for months.

Astronauts have to wear big, white space suits when they are outside the space station.



1 Astronauts have to take the space shuttle to get to the space station. Shuttles are very fast and noisy.



Astronauts don't have to be scientists, but this woman is. She's studying weight in space. When she is in space, she is very light.



4 This astronaut is making a movie. Astronauts have to leave the space station. They have to come home to Earth. They want to see their families.

D Read and circle.

1. Astronauts have to take the space shuttle to get to space.
2. Astronauts have to wear space suits inside the space station.
3. Astronauts don't have to be scientists.
4. Astronauts don't have to come home to Earth.

True	False
True	False
True	False
True	False

E Listen and number. Then circle.



be friendly

have to

don't have to



wash dishes

have to

don't have to



stay strong

have to

don't have to



work all the time

have to

don't have to

F Look at E. Ask and answer.



Do astronauts have to be friendly?

Yes, they do!

Watch the video. What are some cool things astronauts do? Tell a friend.




G Look at the poster. Talk about it.



8 On Vacation

Lesson 1 Activities


A Listen, point, and say.



1
take a
boat ride



2
see a show



3
go on a
bus tour



4
ride a
horse



5
swim in
the ocean



6
stay in a
hotel

B Listen and number.



C Listen, ask, and answer. Then practice.



What's | he | going to do on vacation?
 she

He's | going to **take a boat ride.**
 She's

What's = What is

- 1.
- 2.
- 3.
- 4.
- 5.
- 6.

D Listen, ask, and answer. Then practice.



When is | he | going to **take a boat ride?**
 she

He's | going to **take a boat ride tomorrow.**
 She's

1.
tomorrow
2.
next Monday
3.
next Thursday
4.
next weekend
5.
next week
6.
next month

What are you going to do on vacation?



E Look at B. Point, ask, and answer.



What's he going to do on vacation?

He's going to see a show.

Lesson 2 Things for a Trip

A Listen, point, and say.  53

<p>1 </p> <p>swimsuit</p>	<p>2 </p> <p>towel</p>	<p>3 </p> <p>money</p>	<p>4 </p> <p>tent</p>	<p>5 </p> <p>flashlight</p>	<p>6 </p> <p>sleeping bag</p>
--	---	---	---	--	--

B Listen, ask, and answer. Then practice.  54 

What's

he	she
----	-----

 going to take with

him?	her?
------	------

 He's

She's

 going to take a swimsuit.

a swimsuit some money



C Listen, ask, and answer. Then practice.



Are they going to take **swimsuits** with them?

Yes, they are.
No, they aren't.

aren't = are not



D Sing.



Yes, They Are!

What's she going to take with her?

She's going to take a **swimsuit**.

What's he going to take with him?

He's going to take a **towel**.

Are they going to take money with them?

Oh, yes, they are!

flashlight

tent

E What about you?

Ask and answer.



What are you going to take to school tomorrow?
Tell your friends.



What are you going to take with you on vacation?

I'm going to take my camera. What about you?

A Talk about the story. Then listen and read.

28
57



What are the students going to do next week on vacation?

Vacation Plans



I'm going to go climbing.

I'm going to be an actor in a play.




I'm going to go to the beach.

I'm going to ride a camel.

The students give their teacher a nice card.

I'm going to miss you.



We're going to miss you, too.

Thank you for teaching us!



Bye. Have a great time!

Thank you. See you next month!

Value
Be thoughtful.

B Read and circle.

- | | | |
|--|------|-------|
| 1. Emma is going to ride a camel. | True | False |
| 2. Danny is going to go climbing. | True | False |
| 3. The teacher is going to miss the students. | True | False |
| 4. The students give a birthday card to their teacher. | True | False |

C Sing.



Have a Great Time

Good-bye. Have a great time.

Thank you. See you next **week**.

Bye-bye. Have a great time.

OK. See you next **week**.

month

year

D Listen and say. Then act.



Bye! Have a great time.

Thank you. See you next month!



next month



tomorrow



next week

Look at (A). Which vacation looks fun? Talk to your friends.



Lesson 4 Transportation



A Watch the video.



B Listen, point, and say.



taxi



ferry



subway



gondola

C Listen, ask, and answer. Then listen and read.



How's he
How's she
How are they

going to get to the
department store?

He's
She's
They're

going to take **a taxi.**

take **a** taxi take **a** gondola take **a** ferry take **the** subway

How's = How is
They're = They are

**Venice is a city in Italy. New York is a city in the United States.
There are different kinds of transportation in these cities.**



1 This woman is from New York. She's going to go shopping in a department store. She's going to take a taxi. Taxis in New York are yellow.



2 This boy is in Venice. He wants to visit his grandmother. She always gives him lemonade. He's going to take a ferry to her home.



3 These people work in New York. They go to their jobs in the morning. They are going to take the subway. The subway is late today.



4 This family is in Venice. They are going to take a gondola to a hotel. There aren't any subways in Venice.

D Read and circle.

- | | | |
|--|------|-------|
| 1. The woman is going to take a taxi. | True | False |
| 2. The boy is going to take a ferry. | True | False |
| 3. The family is going to take the subway. | True | False |
| 4. The people in New York are going to take a gondola. | True | False |

E Listen. Fill in the chart.



bus



taxi



gondola



subway



ferry



New York



Venice

Where	How	Where	How
library	taxi		

F Look at E. Ask and answer.



Watch the video. Which type of transportation is your favorite? Draw a picture.

How are they going to get to the library?

They're going to take a taxi.

G Look at the poster. Talk about it.



✓ Check Up 4

Units 7 and 8

A Listen, check, and write.



1.      

2.  

3.  

4.      

5.  

6.  

B Read and number.

1. What's he going to take with him?
He's going to take a sleeping bag.
2. What does he want to do when he's older?
He wants to drive a race car.
3. What does she want to be when she grows up?
She wants to be a journalist.
4. When is she going to ride a horse?
She's going to ride a horse tomorrow.
5. How's she going to visit her grandmother?
She's going to take the subway.
6. When do astronauts have to stay strong?
Astronauts have to stay strong when they are in the space station.



C Write.



1. What's she going to do on vacation?

She's going to swim in the ocean.

2. What does she want to be when she grows up?

3. What's he going to take with him?

4. How's he going to get to the hotel?

D Listen and write. Then act.



1. _____

It means you can't take pictures here.

2. Bye! Have a great time!

Thank you. _____

E What can you do? Read and ✓.

1 OK 2 Good 3 Great

I can talk about...	1	2	3		1	2	3
careers	<input type="checkbox"/>	<input type="checkbox"/>	<input type="checkbox"/>	activities	<input type="checkbox"/>	<input type="checkbox"/>	<input type="checkbox"/>
the future	<input type="checkbox"/>	<input type="checkbox"/>	<input type="checkbox"/>	things for a trip	<input type="checkbox"/>	<input type="checkbox"/>	<input type="checkbox"/>
space	<input type="checkbox"/>	<input type="checkbox"/>	<input type="checkbox"/>	transportation	<input type="checkbox"/>	<input type="checkbox"/>	<input type="checkbox"/>
Value I can be patient.	<input type="checkbox"/>	<input type="checkbox"/>	<input type="checkbox"/>	Value I can be thoughtful.	<input type="checkbox"/>	<input type="checkbox"/>	<input type="checkbox"/>

Skills

Bonus

Reading, Writing, Listening & Speaking

A Listen and read.



Hotel Space

When I grow up, I want to design a cool space hotel. I'm going to visit space and live there for months. I'm going to eat space noodles and sleep in a special space tent. I can wear a space suit and play with my friends in space every day. My family is going to come to my hotel, too. They're going to take a space shuttle to see me. See you at Hotel Space, everybody!



B Read and answer.

1. Where does the boy want to go? _____
2. What will he do there? _____
3. Who is going to visit him? _____
4. How will they get there? _____

C Listen and number.



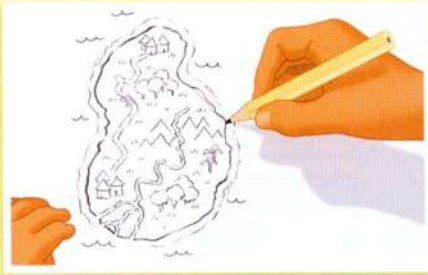
D When did you go on vacation? Talk about it.



Project

Dream Island Poster

A Make a poster for a dream island.



1. Think about your dream island. Draw a map of an island with mountains, rivers, beaches, and towns.

2. What can you do on the island? Think of some fun vacation activities. Draw and write.

3. Think of your vacation plan on the island. What are you going to do for a week? Write your plan for each day.

B Listen. Then talk about your island.



What are you going to do?

How are you going to get to the hotel?

I'm going to take a boat ride.

I'm going to take a taxi.

Sandy Island

Monday	Swim in the ocean
Tuesday	Go on a bus tour
Wednesday	Go on a boat ride
Thursday	Ride a horse
Friday	See a show
Saturday	
Sunday	

Boat ride!

Bus Tour!

Swim in the ocean!



Home-School Link

Do you want to go on a special vacation? Plan a dream vacation with your family. Where are you going to go? What are you going to take with you?

Tip

Draw your map carefully.

Listening

A. Listen and write. There is one example.



At the Aquarium

1. Mr. John's favorite animal dolphin
2. Length: meters
3. Weighs: kilograms
4. Name of fastest dolphin:
5. Likes eating:

Speaking


B. Listen and continue the story.



Reading and Writing

C. Read the text and choose the best answer.


- Vicky: John, what do you like doing?
John: **A** I like it a lot.
B I like canoeing.
C I don't like it at all.
- Vicky: Are you good at surfing?
John: **A** We go surfing in the sea.
B No, I'm very good at skiing.
C No, I'm not very good at it.
- Vicky: I'm not very good at snowboarding.
John: **A** I can help you.
B Watch out, everybody!
C Be careful.
- John: When you go snowboarding, wear a helmet.
Vicky: **A** No, I don't wear a helmet.
B Yes, I always wear a helmet.
C Don't worry.



D. Read the text. Choose the right words. Write them on the lines.

The hippopotamus weighs 1,500 (1)
and is 4 meters long. It is the (2)
animal. The panda isn't as (3) as
the hippopotamus, but it is heavier than the butterfly.
The bee is the smallest. The elephant is the world's
largest animal. It is longer than the hippopotamus.
It (4) 6,000 kilograms and is
4 meters tall.

- | | | |
|----------------|-----------|-----------|
| 1. centimeters | kilograms | meters |
| 2. strong | stronger | strongest |
| 3. big | bigger | biggest |
| 4. weigh | weighs | weighed |



Listening

A. What does Charlie's family look like? Listen and draw a line from the people to the correct picture. 




mother

brother


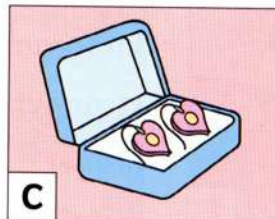
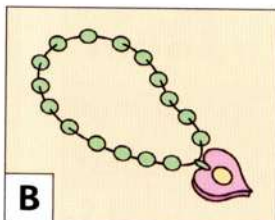
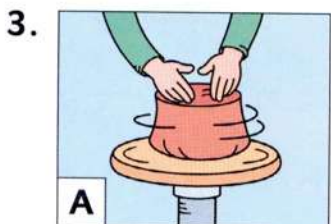
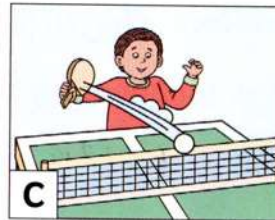




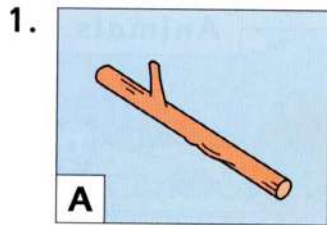
father

grandmother



Speaking


B. Which one is different? Say why.



Reading and Writing

C. Read the story. Choose a word from the box. Write the correct word next to numbers 1–4.

Last week I did many things. On Monday, I (1)practiced..... the piano. I'm not very good at it, but my grandmother helped me. On Tuesday, I visited my cousin. We played (2) in the park. I helped my dad wash the (3) on Wednesday, and on Thursday I worked on a school project. Yesterday, I played (4) with my friend. Today is Saturday. It's the weekend!



D. Look at the picture and read the story. Write some words to complete the sentences about the story. You can use 1–3 words.

In ancient Rome many things were the same color and shape as today. People used stone, clay, glass, and metal to make the things they needed. They used clay to make their homes. People cooked food in big bowls at home. They used clay to make the bowls. People used glass to make cups for drinking. Men and women wore beautiful jewelry. They used metal to make necklaces and earrings.



1. People in ancient Rome used stone, clay,glass....., and metal to make things.
2. They used clay to make their homes and
3. People made cups for drinking.
4. They used metal to make beautiful

Reading and Writing

C. Look and read. Choose the correct words and write them on the lines.

feathers

mosaic

photograph

1. This has many small parts. Together, they make a beautiful picture.mosaic.....
2. Birds have lots of these all over their bodies.
3. Birds have two of these and they help them to fly.
4. People make this type of art from metal, wood, or stone.
5. This is the picture you take with a camera.

sculpture

wings

claws

D. Look and read. Write yes or no.



1. The girl is taking a picture of the parade.no.....
2. The family is having a picnic.
3. The woman is drinking grape juice.
4. The boy is making a movie of the parade.

Listening

A. Listen and write. 71

Careers

1. Name: ...Emma Smith...
2. Job:
3. In the future, wants to travel
.....
4. Transportation usually takes to work
—takes the



Speaking

B. Look, read, and listen. Ask and answer questions.



Emma's Vacation

When	?
Going to take	?
Going to do	?




George's Vacation

When	next month
Going to take	towel, swimsuit, money
Going to do	swim in the ocean


Reading and Writing

C. Helen is talking to her friend Robert. What does Robert say? Read the conversation and choose the best answer. Write a letter (A–E) for each answer. You do not need to use all the letters.

1.  **Helen:** What do you want to do when you're older, Robert?




Robert:

2.  **Helen:** Do you want to be an astronaut when you grow up?



Robert:

3.  **Helen:** What do you have to wear in space?



Robert:

A No, I want to fly a helicopter.

B Astronauts have to wear a space suit.


C Yes, I do. I want to work in the space station.

D Astronauts don't have to be scientists.

E I want to go to space.

D. Read the story. Choose a word from the box. Write the correct word next to numbers 1–4.

Holly is very excited. She is going to Italy on vacation (1)next..... week. She is going with her mother, father, and brother. They are (2) to take a plane. In Italy, they are going to visit Venice. They are going to take (3) gondola ride. There aren't any subways in Venice. They are going to (4) in a hotel. Holly is going to take her camera, a magazine, and some money with her. She is going to take lots of pictures.



next
the
a

stay
doing
going

Syllabus


Welcome

There are one thousand grams in a kilogram.


Classroom Verbs:

Work with your partner; Work with your group;
Write your name at the top of the page;
Write your answer on the board.

Unit 1 Fun Outdoors

Lesson 1	Lesson 2	Lesson 3	Lesson 4
<p>Camping: climb, hike, canoe, fish, grill hamburgers, watch birds</p> <p>What does he/she like doing? He/She likes climbing.</p> <p>Does he/she like climbing? Yes, he/she likes it a lot. No, he/she doesn't like it at all.</p>	<p>Sports: ski, snowboard, ice skate, in-line skate, skateboard, surf</p> <p>He's/She's good at skiing. He/She isn't good at skiing.</p> <p>Is he/she good at skiing? Yes, he's/she's very good at it. No, he's/she's not very good at it.</p>	<p>Reading: The Skating Lesson</p> <p>Conversation: I'm not very good at ice skating. Don't worry. I can help you.</p> <p>Be brave.</p>	<p>Safety: wear a helmet, put on sunscreen, wear a life jacket, fasten your seatbelt</p> <p>When you go snowboarding, always wear a helmet.</p> <p> Health</p>

Unit 2 Land and Sea

Lesson 1	Lesson 2	Lesson 3	Lesson 4
<p>Animals and Insects: hippopotamus, gorilla, panda, butterfly, caterpillar, bee</p> <p>The hippopotamus is bigger than the panda. The hippopotamus is the biggest. Which one is the smallest? The bee is the smallest.</p>	<p>Sea Creatures: eel, seal, dolphin, squid, whale, shark</p> <p>The eel is/isn't as long as the seal. Is the eel as long as the seal? Yes, it is. No, it isn't. It's shorter.</p>	<p>Reading: The Best Cap</p> <p>Conversation: Which one would you like? I'd like the longest one, please.</p> <p>Be thoughtful.</p>	<p>Weight and Length: lizard, beetle, crab, octopus</p> <p>How much does the lizard weigh? It weighs 150 kilograms. How long is the lizard? It's 3 meters long.</p> <p> Math</p>

 **Check Up 1** Units 1 and 2


Skills Bonus

A Camping Trip



Project Outdoor Fun Poster

Unit 3 Appearance

Lesson 1	Lesson 2	Lesson 3	Lesson 4
<p>What We Look Like: short hair, shoulder-length hair, long hair, straight hair, curly hair, wavy hair</p> <p>What does he/she look like? He/She has short, black hair and brown eyes/glasses/a beard. Which one is your brother/sister? He's/She's the one with short, straight, black hair and brown eyes/glasses/a beard.</p>	<p>Accessories: watch, necklace, earrings, sunglasses, gloves, belt</p> <p>What does the watch/do the earrings look like? It's/They're new and black. Which watch/gloves does he/she want to wear? He/She wants to wear the black one/ones.</p>	<p>Reading: The School Play</p> <p>Conversation: Good luck with the play. Thanks. You, too.</p> <p>Be kind.</p>	<p>Camouflage: stick, leaf, grass, sand</p> <p>The caterpillar is the same color/shape as the stick.</p> <p> Science</p>

Unit 4 Last Week

Lesson 1	Lesson 2	Lesson 3	Lesson 4
<p>Sports: baseball, basketball, volleyball, golf, tennis, table tennis</p> <p>He/She played baseball yesterday. What did he/she do yesterday? He/She played baseball yesterday.</p>	<p>Activities: practice the piano, use the computer, talk on the phone, help my parents, visit my friend, work on a project</p> <p>What did you do last weekend? I practiced the piano. Did you practice the piano on Monday? Yes, I did/No, I didn't.</p>	<p>Reading: The Baseball Game</p> <p>Conversation: I can't find my glove. Don't worry. You can borrow mine.</p> <p>Be prepared.</p>	<p>Ancient Rome: stone, clay, glass, metal</p> <p>What did they use to make homes in Rome? They used stone.</p> <p> Social Studies</p>

 **Check Up 2** Units 3 and 4

Skills Bonus

About the Band



Project Our Book

Unit 5 A Day Out

Lesson 1	Lesson 2	Lesson 3	Lesson 4
<p>Food and Drink: noodles, curry, sushi, lemonade, grape juice, tea</p> <p>He/She ate noodles. He/She drank lemonade.</p> <p>What did he/she eat for lunch? He/she ate noodles.</p> <p>What did he/she drink with lunch? He/She drank lemonade.</p>	<p>Things to Do: go bowling, take a picture, see a parade, have a picnic, get a haircut, buy clothes</p> <p>What did he/she do yesterday? He/She went bowling.</p> <p>When did he/she go bowling? He/She went bowling yesterday.</p>	<p>Reading: The Missing Backpack</p> <p>Conversation: What happened? I lost my backpack. Let's look for it together.</p> <p>Be helpful.</p>	<p>Dinosaurs: feather, tail, claw, wing</p> <p>Some dinosaurs had feathers.</p>

Unit 6 Being Creative

Lesson 1	Lesson 2	Lesson 3	Lesson 4
<p>The Arts: sing songs, make movies, write stories, design clothes, paint pictures, make models</p> <p>What does he/she like to do in his/her free time? He/She likes to sing songs.</p> <p>Does he/she like to sing songs in his/her free time? Yes, he/she does. No, he/she doesn't. He/She likes to make movies.</p>	<p>Making Things: cook dinner, bake cookies, make jewelry, make a card, knit a scarf, play music</p> <p>He/She cooked dinner for him/her/them.</p> <p>What did he/she cook for him/her/them? He/She cooked dinner for him/her/them.</p>	<p>Reading: Good Neighbors</p> <p>Conversation: Could you carry these bags for me? Sure. No problem.</p> <p>Be helpful.</p>	<p>Types of Art: painting, photograph, mosaic, sculpture</p> <p>This is a painting of a bedroom.</p>

✓ Check Up 3 Units 5 and 6



Town Parade



Project Group Story

Unit 7 Things to Be

Lesson 1	Lesson 2	Lesson 3	Lesson 4
<p>Careers: actor, artist, musician, game designer, journalist, scientist</p> <p>What do you want to be when you grow up? I want to be an actor.</p> <p>What does he/she want to be when he/she grows up? He/She wants to be an actor.</p>	<p>The Future: go to space, fly a helicopter, work with animals, drive a race car, explore the jungle, travel the world</p> <p>What do you want to do when you're older? I want to go to space.</p> <p>What does he/she want to do when he's/she's older? He/She wants to go to space.</p>	<p>Reading: Space Museum</p> <p>Conversation: What does that sign mean? It means you can't run here.</p> <p>Be patient.</p>	<p>In Space: space shuttle, space station, space suit, Earth</p> <p>Astronauts have to/don't have to take the space shuttle to get to the space station.</p> <p>Astronauts have to/don't have to wear a space suit in the space station.</p>

Unit 8 On Vacation

Lesson 1	Lesson 2	Lesson 3	Lesson 4
<p>Activities: take a boat ride, see a show, go on a bus tour, ride a horse, swim in the ocean, stay in a hotel</p> <p>What's he/she going to do on vacation? He's/She's going to take a boat ride.</p> <p>When is he/she going to take a boat ride? He's/She's going to take a boat ride tomorrow.</p>	<p>Things for a Trip: swimsuit, towel, money, tent, flashlight, sleeping bag</p> <p>What's he/she going to take with him/her? He's/She's going to take a swimsuit.</p> <p>Are they going to take swimsuits with them? Yes, they are./No, they aren't.</p>	<p>Reading: Vacation Plans</p> <p>Conversation: Bye. Have a great time. Thank you. See you next month!</p> <p>Be thoughtful.</p>	<p>Transportation: taxi, ferry, subway, gondola</p> <p>How's he/she going to get to the department store? How are they going to get to the department store? He's/She's/They're going to take a taxi.</p>

✓ Check Up 4 Units 7 and 8



Hotel Space



Project Dream Island Poster

YLE Practice

Word List

A

accessories 26
 across 2
 actor 64
 afternoon 2
 always 2
 ancient 38
 aquarium 16
 art 58
 artist 58
 astronaut 68

B

backpack 48
 bag 36
 bake cookies 54
 baked 54
 baseball 32
 basketball 32
 beach 10
 beard 24
 bed 2
 bedroom 58
 bee 12
 beetle 18
 belt 26
 bicycle 11
 big 13
 bigger 13
 biggest 13
 bike 9
 bird 31
 birthday 2
 black 24
 blond 24
 blue 24
 board 3
 book 17
 borrow 36
 bought 46
 bowls 38
 boys 16
 brave 8
 broke 56
 Brontosaurus 51
 brother 25
 brown 24
 bus 79
 but 8
 butterfly 12
 buy 17
 buy clothes 46
 bye 76

C

calculator 37
 called 58
 camel 76
 camera 48
 camouflage 30
 can 2
 canoe 4
 can't 68
 cap 16
 car 10
 careful 8
 carry 56
 catch 36
 caterpillar 12
 cell phone 37
 centimeter 3
 chicken 13
 city 78
 claw 50
 clay 38
 climb 4
 climbing 5
 clothes 5
 color 24
 come 36
 cooked 54
 cook dinner 54
 costume 28
 could 56
 cousin 2

cow 13
 crab 18
 curly hair 24
 curry 44

D

day 2
 department store 2
 design clothes 52
 dinner 22
 dinosaurs 50
 Diplodocus 50
 do 2
 does 5
 doesn't 5
 dog 13
 doing 5
 dolphin 14
 don't 8
 door 57
 drank 45
 drink 10
 drive a race car 66

E

earrings 26
 Earth 70
 eel 14
 elephant 13
 everybody 8
 explore the jungle 66
 extra 36
 eye 24

F

false 9
 fast 15
 fasten 10
 fasten your seatbelt 10
 father 17
 favorite 2
 feather 50
 ferry 78
 find 30
 first 48
 fish 4
 fishing 5
 flashlight 74
 flower 31
 fly 50
 fly a helicopter 66
 french fries 48
 Friday 35
 from 2
 fruit 2
 fun 2
 future 66

G

game 29
 game designer 64
 garbage 56
 get 46
 get a haircut 46
 giant Pacific octopus 18
 girls 8
 glass 38
 glasses 24
 gloves 26
 go 2
 go bowling 46
 go on a bus tour 72
 go to space 66
 golf 32
 Goliath beetle 18
 gondola 78
 good 6
 good-bye 22
 gorilla 12
 got 46
 gram 3
 grandmother 78
 grape juice 44
 grass 30
 gray 24
 great 36

green 24
 grill hamburgers 4
 group 3
 grow up 65

H

had 42
 hair 24
 hairstyles 24
 happened 49
 hat 10
 have 2
 have a picnic 46
 heavy 15
 helmet 10
 help 8
 help my parents 34
 helped 34
 here 10
 here's 16
 he's 2
 hide 30
 hike 4
 hiking 5
 hippopotamus 12
 home 2
 how 18
 how's 2
 hundred 3
 hurry 36

I

I 2
 ice-skate 6
 ice-skating 6
 I'd 16
 I'm 2
 in-line skate 6
 insect 18
 is 2
 isn't 6
 it 2
 Italy 78
 its 50
 it's 15

J

jacket 10
 job 28
 journalist 64
 kilogram 3
 kilometer 3
 kind 28
 knit a scarf 54
 knitted 54
 Komodo dragon 18

L

last 34
 later 56
 leaf 30
 legs 18
 lemonade 44
 length 18
 lesson 8
 let's 36
 life 10
 like 5
 likes 2
 lived 50
 lizard 18
 long 15
 long hair 24
 luck 28
 lucky 48
 lunch 45

M

made 54
 make 2
 make a card 54
 make jewelry 54
 make models 52
 make movies 52

make my bed 2
 metal 38
 meter 3
 Microraptor 50
 million 3
 Monday 35
 money 74
 monkey 13
 months 70
 morning 2
 mosaic 58
 mother 2
 movie 2
 movie theater 2
 museum 2
 musician 64
 my 2

N

name 3
 necklace 26
 needed 38
 neighbors 56
 never 10
 New York 78
 next 48
 nice 36
 nicest 16
 noodles 44
 now 28

O

octopus 18
 of 2
 oh 36
 OK 16
 older 66
 on 2
 one 3
 oops 68
 open 57
 or 10
 out 8
 outdoors 5

P

page 3
 painting 58
 paint pictures 52
 panda 12
 partner 3
 party 2
 people 38
 photograph 58
 picnic 47
 picture 68
 plans 76
 play music 54
 played 33
 playing 10
 plays 29
 please 16
 pool 2
 practice the piano 34
 practiced 34
 project 62
 Pterodactyl 50
 put 10
 put on sunscreen 10

Q

Quetzalcoatlus 51

R

rainy 2
 red 24
 ride a horse 72
 riding 9
 river 10
 rock 31
 Rome 38
 rules 10
 run 48

S

safe 10
 salad 2
 salesperson 2
 same 30
 sand 30
 Saturday 2

saw 46
 school 28
 scientist 64
 sculpture 58
 see a parade 46
 seal 14
 seatbelt 10
 see 2
 see a parade 46
 see a show 72
 shape 30
 share 28
 shares 29
 shark 14
 she 2
 she's 6
 shoes 2
 shopping 2
 short 24
 short hair 24
 shorter 15
 shoulder-length hair 24
 sign 68
 sing songs 52
 sister 25
 skateboard 6
 skateboarding 6
 ski 6
 skiing 6
 sleeping bag 74
 small 18
 smaller 13
 smallest 13
 snake 19
 snow 31
 snowboard 6
 snowboarding 6
 socks 28
 some 10
 space 70
 space shuttle 70
 space station 70
 space suit 70
 spaghetti 9
 spider 13
 spider crab 18
 sports 23
 squid 14
 stand 10
 start 36
 stay 71
 stay in a hotel 72
 stick 30
 stone 38
 store 2
 story 58
 straight hair 24
 street 2
 strong 15
 subway 78
 sunglasses 26
 sunny 2
 sure 56
 surf 6
 surfing 6
 sushi 44
 swim in the ocean 72
 swimsuit 74

swimsuit 74
 T-shirt 17
 TV 29
 type 58
 Tyrannosaurus Rex 50

U

uncle 2
 United States 78
 up 10
 use 34
 use the computer 34
 used 34
 usually 2

V

vacation 73
 Velociraptor 51
 Venice 78
 visit 34
 visit my friend 34
 visited 34
 volleyball 32

W

walk 56
 walls 38
 watch 26
 watch birds 4
 watching 5
 water 10
 wavy hair 24
 we 2
 wear 10
 wear a helmet 10
 wear a life jacket 10
 wearing 28
 week 2
 weekend 34
 weighs 18
 weight 18
 went 46
 we're 2
 whale 14
 what 2
 white 28
 whoa 8
 wing 50
 with 3
 work 3
 work on a project 34
 work with animals 66
 worked 34
 world 18
 would 16
 wow 56
 write 3
 write stories 52
 wrong 36

Y

years 50
 yesterday 2
 you 2
 you're 66

Z

zoo 49

there 3
 these 18
 they 26
 thin 30
 things 38
 this 16
 thoughtful 16
 thousand 3
 thousands 58
 tiger 15
 to 2
 today 2
 together 48
 too 10
 took 44
 towel 74
 transportation 78
 travel 66
 travel the world 66
 tree 29
 Triceratops 51
 trip 74
 true 9
 T-shirt 17
 TV 29
 type 58
 Tyrannosaurus Rex 50

usually 2

usually 2

usually 2

usually 2

usually 2

usually 2

usually 2

usually 2