

2<sup>nd</sup> Edition

3

Everybody

UP

Workbook

Patrick Jackson  
Susan Banman Sileci

OXFORD  
UNIVERSITY PRESS

# Welcome

## A Circle.

1.



I'm doing my homework in my bedroom.  
dinner on the kitchen.

My favorite student can science.  
subject is English.

2.



I'm playing a dress and shoes.  
They're wearing a T-shirt and shorts.

I'm listening to music. It smells good.  
watching TV. sounds

3.



We're playing soccer.

She's playing the guitar.

She goes to music class on Fridays.

We go to karate class on Mondays.

## B What about you? Write.

1. What are you wearing?

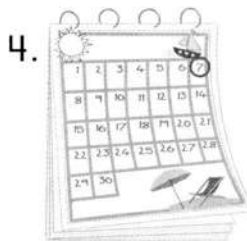
I'm wearing

2. What time do you eat dinner?

### C Read and match.



C



a. It's February 20th. ● ● eighth

b. It's November 3rd. ● ● third

c. It's April 16th. ● ● twentieth

d. It's June 7th. ● ● sixteenth

e. It's October 21st. ● ● twenty-first

f. It's May 8th. ● ● seventh

### D Unscramble.



Take a test.

test / a / take / .



your / check / homework / .



a / study / for / test / .









your / in / homework / hand / .

# 1 Things to Eat

## Lesson 1 Snacks

### A Circle.

1.  popcorn      soda      potato chips      peanuts
2.  chocolate      peanuts      gum      popcorn
3.  gum      potato chips      peanuts      soda
4.  popcorn      chocolate      gum      potato chips
5.  potato chips      peanuts      soda      chocolate
6.  soda      chocolate      popcorn      gum

### B Write.



1. popcorn \_\_\_\_\_ 2. \_\_\_\_\_
3. \_\_\_\_\_ 4. \_\_\_\_\_
5. \_\_\_\_\_ 6. \_\_\_\_\_

**C Read and match.**

1. I want some popcorn. \_\_\_\_

2. She doesn't want any popcorn. \_\_\_\_

3. He doesn't want any soda. \_\_\_\_

4. She wants some chocolate. \_\_\_\_

5. He wants some soda. \_\_\_\_

6. I don't want any chocolate. \_\_\_\_



**D Write.**



What does he want?

He wants some \_\_\_\_\_



What \_\_\_\_\_

She \_\_\_\_\_



\_\_\_\_\_



\_\_\_\_\_

# Lesson 2 Vegetables


## A Find and circle.

- pepper
- cabbage
- tomato
- onion
- carrot
- potato

z i o a r j b f y l  
s t n d a n t i i c  
p b i t o m a t o a  
e f o r e e x z u r  
p r n w a o c x m r  
p o d k n e s t o o  
e l p o t a t o z t  
r o r t d g i k l t  
g g c a b b a g e d  
f l n u n o e w a n

## B Write.

- Do you need any carrots?  
\_\_\_\_\_ , we do.
- \_\_\_\_\_ tomatoes?  
No, we don't.
- \_\_\_\_\_ potatoes?  
\_\_\_\_\_
- \_\_\_\_\_ onions?  
\_\_\_\_\_
- \_\_\_\_\_ cabbages?  
\_\_\_\_\_
- \_\_\_\_\_ peppers?  
\_\_\_\_\_



**C** What do they need? Circle.



They need a carrot.  
They need some carrots.




They need a potato.  
They need some potatoes.



They need an onion.  
They need some onions.



They need a pepper.  
They need some peppers.

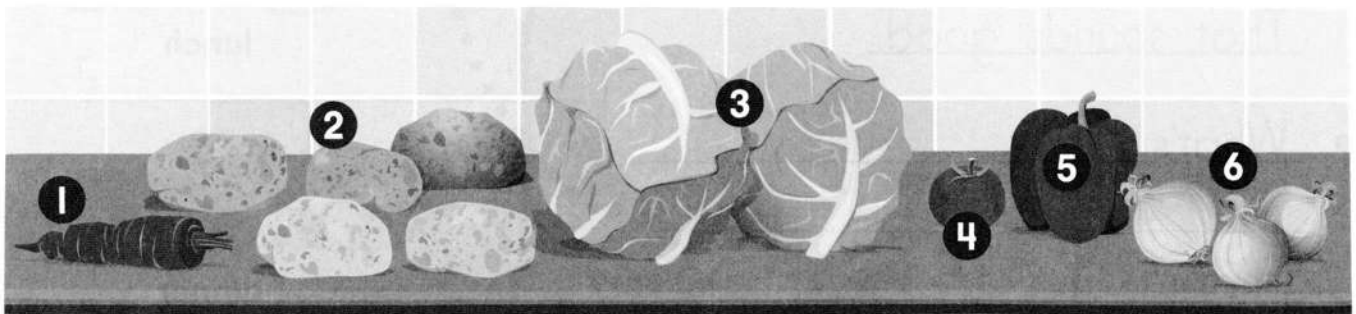


They need a tomato.  
They need some tomatoes.



They need a cabbage.  
They need some cabbages.

**D** Write.



1. What do they need?  
They need a

2. \_\_\_\_\_

3. \_\_\_\_\_

4. \_\_\_\_\_

5. \_\_\_\_\_

6. \_\_\_\_\_






# Lesson 4 Cooking

## A Write.

1.



2.



3.



4.



## B Unscramble.

1.

fruit salad / I / make / to / want / a / .

2.

want / smoothie / make / a / to / I / .

3.

I / make / a / to / milkshake / want / .

4.

an / omelet / to / I / want / make / .

**C** What do you need? Write.

yogurt    eggs    bananas    oranges    milk    ice cream    peaches


1.



I need some \_\_\_\_\_

and some \_\_\_\_\_

2.



\_\_\_\_\_ some \_\_\_\_\_

and some \_\_\_\_\_

3.



4.



**D** Look at C. Write.

1. I want to make a \_\_\_\_\_

2. I want \_\_\_\_\_

3. \_\_\_\_\_

4. \_\_\_\_\_


# 2 Around Town

## Lesson 1 Places to Go

### A Match.

1. movie theater \_\_\_\_

a.



2. post office \_\_\_\_

b.



3. library \_\_\_\_

c.




4. supermarket \_\_\_\_

d.




5. department store \_\_\_\_

e.



6. park \_\_\_\_

f.



### B Unscramble.

1. \_\_\_\_\_

2. \_\_\_\_\_

edrtinpmaet rtsoe

biarlrly

3. \_\_\_\_\_

4. \_\_\_\_\_

ovemi hattere

sotp efoifc




5. \_\_\_\_\_

6. \_\_\_\_\_




tesaeurrpmk

kpar

**C Circle.**

1.  Where's the post office? It's across from the library.  
It's across from the park.
2. Where's the park? It's across from the department store.   
It's across from the supermarket.
3.  Where's the department store? It's across from the movie theater.  
It's across from the post office.

**D Write.**

1.  Where's the department store?  
It's the and the
2.  \_\_\_\_\_  
 \_\_\_\_\_
3.  \_\_\_\_\_  
 \_\_\_\_\_

**E Read and match.**

1. The department store is across from the supermarket.      •
2. The library is between the park and the post office.      •
3. The park is across from the movie theater.      •



# Lesson 2 Things to Do

## A Circle.

1.



buy groceries  
kick a ball  
borrow books  
mail a letter

2.



kick a ball  
shop  
borrow books  
watch a movie

3.



watch a movie  
kick a ball  
shop  
buy groceries

4.



mail letters  
buy groceries  
watch a movie  
shop

## B Look at A. Circle.

1. What's she doing at the supermarket?

She's buying groceries.

He's watching a movie.

2. What's he doing at the library?  
she doing at the park?

He's borrowing books.

3. What's she doing at the park?

She's kicking a ball.

He's shopping.


4. What's she doing at the post office?  
he doing at the movie theater?

He's mailing a letter.

**C Write.**



What are they doing at the supermarket?  
They're buying groceries.



What \_\_\_\_\_  
They're \_\_\_\_\_



\_\_\_\_\_

\_\_\_\_\_



\_\_\_\_\_

\_\_\_\_\_



\_\_\_\_\_

\_\_\_\_\_




\_\_\_\_\_

\_\_\_\_\_

# Lesson 3 Story

## A Number.



## B Read and match.


1.



It's between the library and the movie theater.



2.



3.



### **C** Unscramble.

1. \_\_\_\_\_  
suxece    em    . /    rheew    si    het    baliry    ?

2. \_\_\_\_\_  
t'is    ervo    rethe    .

3. \_\_\_\_\_  
i    ese    ti    . /    tahnk    uoy    .

### **D** Read and draw.

1. The department store is across from the supermarket.

2. The school is between the library and the park.

# Lesson 4 Activities

## A Find and circle.

- color
- fold
- cut
- glue

z	i	c	a	s	c	b	f	e	l
s	c	u	t	a	l	t	m	i	a
r	b	j	n	q	o	l	u	v	g
s	g	c	r	e	e	x	z	u	i
e	l	y	c	o	l	o	r	m	w
e	u	d	o	y	g	s	r	t	f
b	e	a	s	c	e	o	a	e	o
e	w	p	x	e	n	k	y	x	l
g	t	n	m	r	e	e	w	z	d
w	r	e	s	m	p	a	l	d	e

## B Write.

1.



First, \_\_\_\_\_ the paper.

2.



\_\_\_\_\_

3.



\_\_\_\_\_

4.



\_\_\_\_\_

### C Unscramble.

1. \_\_\_\_\_  
flowers / first / the / color / , / .
2. \_\_\_\_\_  
next / the / cut / flowers / , / .
3. \_\_\_\_\_  
fold / then / flowers / the / , / .
4. \_\_\_\_\_  
the / glue / flowers / finally / , / .

### D Read and number.

1. First, fold the paper.
2. Next, cut the paper.
3. Then, glue the paper.
4. Finally, draw and color the book.



# ✓ Check Up 1

Units 1 and 2

## A Number.


fold	shop	milkshake	gum	movie theater
1	2	3	4	5

pepper	peanuts	post office	borrow books	onion
6	7	8	9	10

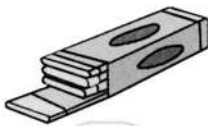






















## B Read, check, and match.

1. \_\_\_\_\_ the paper.

- Cut
- Glue

•

2. I \_\_\_\_\_ a fruit salad.

- want make
- want to make

•

3. The library is \_\_\_\_\_ the park and the post office.

- across from
- between

•

4. \_\_\_\_\_ mailing a letter.

- They're
- She's

•

a. •



b. •



c. •



d. •



**C Write.**



What \_\_\_\_\_ need?  
They need carrots.



\_\_\_\_\_ supermarket?  
\_\_\_\_\_



What \_\_\_\_\_ want?  
\_\_\_\_\_



\_\_\_\_\_ at the park?  
\_\_\_\_\_

**D Look at the pictures. Write.**

1.   
What's for dinner?  
Spaghetti and salad.  
\_\_\_\_\_

2.   
That sounds good.  
Where's the movie theater?  
Excuse me.  
It's over there.

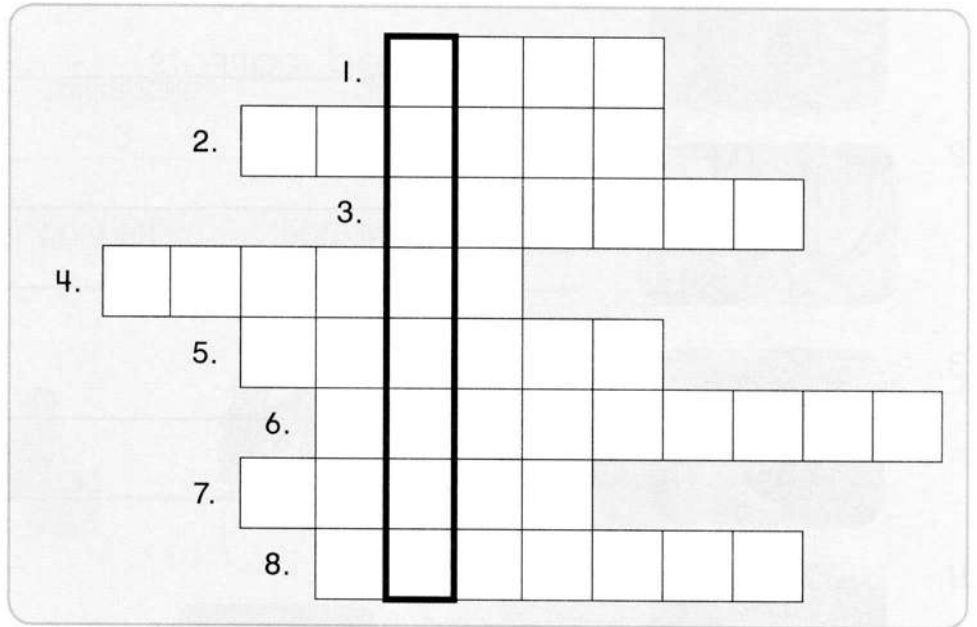
**E Write.**

Do you want some popcorn?

\_\_\_\_\_

**F** Unscramble the food words. Do the puzzle. Write.

1. odsa
2. mottao
3. tlmeeo
4. ratroc
5. oootpt
6. hactoloec
7. inono
8. ptesnau



I want to make a \_\_\_\_\_

**A Read and circle.**

**At the Park**

My name is Alex.  
 My sister and I go to the park on Fridays.  
 The park is between the department store and the movie theater. We like kicking a ball. We ride bikes, too. It's fun!



- |  |     |    |
|--|-----|----|
| 1. Alex has a sister.                            | Yes | No |
| 2. They go to the park on Saturdays.             | Yes | No |
| 3. They like kicking a ball.                     | Yes | No |
| 4. The park is across from the department store. | Yes | No |

**B What about you? Look at A. Write.**



My name is \_\_\_\_\_ My \_\_\_\_\_  
 and I go to the \_\_\_\_\_ on \_\_\_\_\_  
 The \_\_\_\_\_ is \_\_\_\_\_  
 the \_\_\_\_\_ and the \_\_\_\_\_  
 I like \_\_\_\_\_  
 \_\_\_\_\_  
 \_\_\_\_\_ It's fun!

# 3 People in Town

## Lesson 1 Occupations

### A Write.

1.



\_\_\_\_\_

2.



\_\_\_\_\_

3.



\_\_\_\_\_

4.



\_\_\_\_\_

5.



\_\_\_\_\_

6.



\_\_\_\_\_

### B Read and circle.


1. Is he a librarian?



Yes, he is.

No, he isn't.

2. Is she a cashier?



Yes, she is.

No, she isn't.

3. Is he a vet?



Yes, he is.

No, he isn't.

4. Is she a postal worker?



Yes, she is.

No, she isn't.

5. Are they servers?



Yes, they are.

No, they aren't.

6. Are they postal workers?



Yes, they are.

No, they aren't.



**C Write and number.**

1. Who \_\_\_\_\_ at the post office?  
The \_\_\_\_\_ works at the post office.
2. \_\_\_\_\_ library?
3. \_\_\_\_\_
4. \_\_\_\_\_ cashier
4. \_\_\_\_\_ server




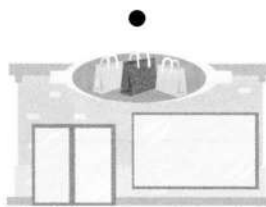
**D Match and write.**

1. Where does the vet work?
2. Where does the salesperson work?
3. Where does the server work?
4. Where does the librarian work?



The librarian works \_\_\_\_\_  
\_\_\_\_\_

\_\_\_\_\_



\_\_\_\_\_

\_\_\_\_\_

# Lesson 2 What People Do

## A Match.

1. make food \_\_\_\_



2. help sick animals \_\_\_\_



3. sell things \_\_\_\_

4. drive buses \_\_\_\_

5. fly planes \_\_\_\_



6. fight fires \_\_\_\_

## B Unscramble. Then answer.

1. \_\_\_\_\_  
does / what / do / the / salesperson / ?

The salesperson sells things.

2. \_\_\_\_\_  
pilot / do / does / what / the / ?

3. \_\_\_\_\_  
the / do / firefighter / does / what / ?

4. \_\_\_\_\_  
driver / the / bus / what / does / do / ?

5. \_\_\_\_\_  
do / what / does / the / vet / ?

6. \_\_\_\_\_  
what / the / cook / do / does / ?

## C Connect.

1. Does the cook fly planes?  
make food?

Yes, she does.

2. Does the salesperson fight fires?  
sell things?

No, she doesn't.

3. Does the pilot fly planes?  
drive buses?

Yes, he does.

4. Does the bus driver drive buses?  
help sick animals?

No, he doesn't.

5. Does the firefighter fight fires?  
sell things?

Yes, she does.

6. Does the vet sell things?  
help sick animals?


No, he doesn't.

## D Look at C. Number.



# Lesson 3 Story

## A Number.



## B Unscramble.

1. \_\_\_\_\_ We don't have a present for Mom.  
for / present / a / don't / we / have / Mom / .

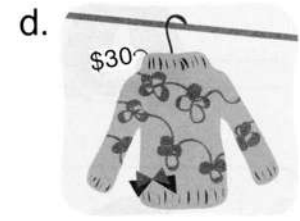
2. \_\_\_\_\_  
make / present / a / can / we / .

3. \_\_\_\_\_  
for / you / this / Mom / is / . / ,

4. \_\_\_\_\_  
beautiful / it's / thank / you / ! / .

### C Read and match.

1. They are shopping for a birthday present.      2. The sweater is \$30.      3. They make a present.      4. Their mom likes the present.




### D Write.

~~sweater~~ shoes pencils book

1.  How much \_\_\_\_\_  
 this sweater? \_\_\_\_\_  
 It's \$25. \_\_\_\_\_

2.  \_\_\_\_\_ are \_\_\_\_\_  
 these \_\_\_\_\_  
 They're \_\_\_\_\_

3.  \_\_\_\_\_  
 \_\_\_\_\_  
 \_\_\_\_\_

4.  \_\_\_\_\_  
 \_\_\_\_\_  
 \_\_\_\_\_

### E What about you? Write.

1. What presents do you like?  
 I like \_\_\_\_\_

2. What presents can you make?  
 I can make \_\_\_\_\_

# Lesson 4 Illnesses

## A Look at the pictures. Find and circle.

1.



2.



3.



4.



z	b	b	t	e	i	u	n	q	x	a
s	t	o	m	a	c	h	a	c	h	e
f	c	l	n	h	k	y	o	l	l	p
e	g	o	z	e	c	r	q	h	t	u
v	d	i	l	a	z	v	e	w	u	c
e	i	f	r	d	e	a	y	c	h	j
r	s	w	t	a	n	u	a	a	c	h
a	q	u	a	c	i	t	w	g	y	o
s	r	o	d	h	v	n	e	c	p	j
f	k	z	e	e	h	p	l	x	r	m

## B Look at A. Circle and write.


1. What's the matter with him? He has a stomachache.  
her?
2. What's the matter with him? \_\_\_\_\_  
her?
3. What's the matter with him? \_\_\_\_\_  
her?
4. What's the matter with him? \_\_\_\_\_  
her?

**C Write.**

1. What's the matter with her?  She has a cold.

2.  \_\_\_\_\_

3.  \_\_\_\_\_

4.  \_\_\_\_\_

**D Look and write.**



	Carol	Ken	Mark	Eva
cold		✓		
fever				✓
stomachache			✓	
headache	✓			

1. Who has a stomachache?  
Mark has a stomachache.

2. Who has a cold?  
\_\_\_\_\_

3. Who has a fever?  
\_\_\_\_\_

4. Who has a headache?  
\_\_\_\_\_

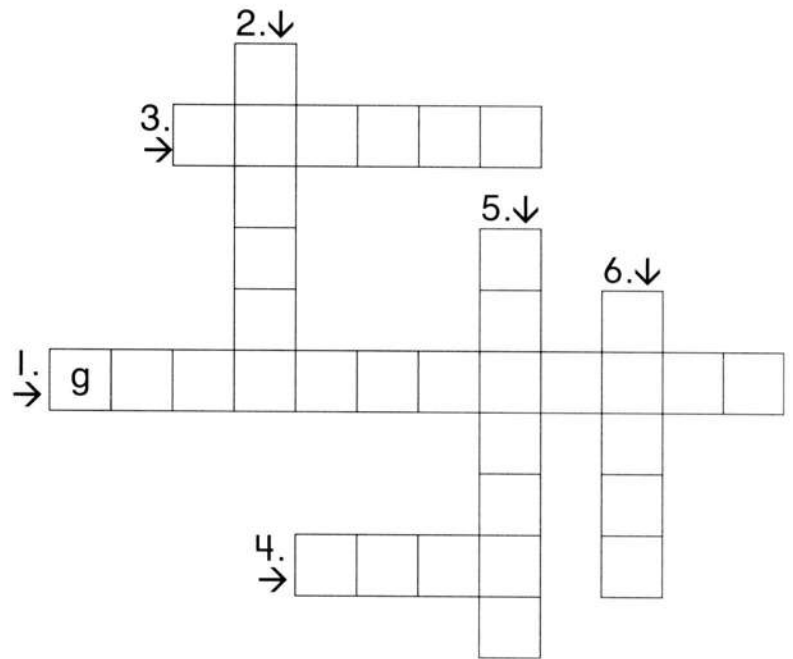
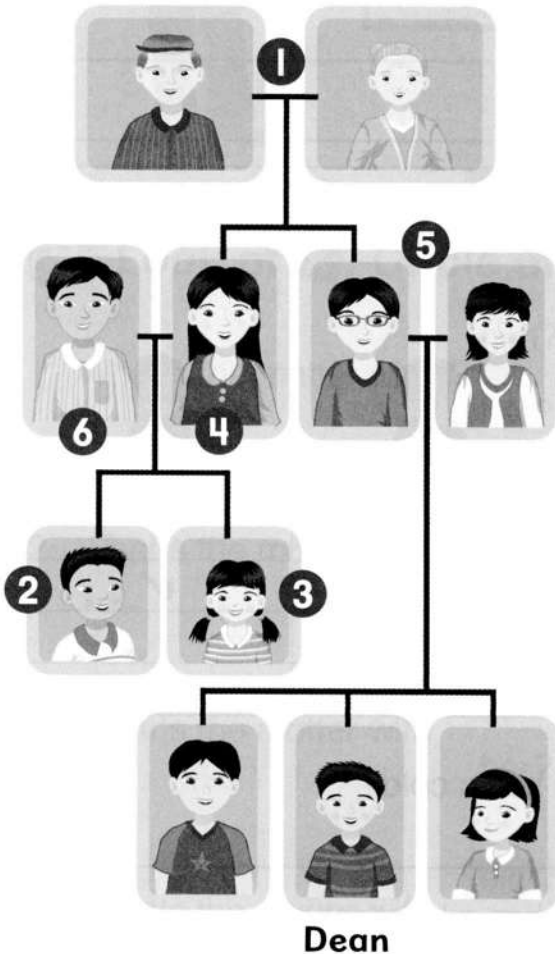
# 4 Getting Together

## Lesson 1 Family

### A Unscramble.

1. \_\_\_\_\_  
rgdtsanpnare
2. \_\_\_\_\_  
stranep
3. \_\_\_\_\_  
tnau
4. \_\_\_\_\_  
celnu
5. \_\_\_\_\_  
snouci
6. \_\_\_\_\_  
nscuoi

### B Do the puzzle.



**C** Look at **B**. Read and number.

\_\_\_\_\_ He's Dean's cousin.

\_\_\_\_\_ She's Dean's aunt.

\_\_\_\_\_ They're Dean's parents.

\_\_\_\_\_ They're Dean's grandparents.

\_\_\_\_\_ She's Dean's cousin.

\_\_\_\_\_ He's Dean's uncle.

**D** Write.

1.



Who's she?

She's Dean's aunt.

2.



Who's \_\_\_\_\_

He's \_\_\_\_\_


3.



\_\_\_\_\_

\_\_\_\_\_

4.



\_\_\_\_\_

\_\_\_\_\_

5.



\_\_\_\_\_

\_\_\_\_\_

6.



\_\_\_\_\_

\_\_\_\_\_

# Lesson 2 Things on the Table

## A Write.

a	b	c	d	e	f	g	h	i	j	k	l	m
1	2	3	4	5	6	7	8	9	10	11	12	13
n	o	p	q	r	s	t	u	v	w	x	y	z
14	15	16	17	18	19	20	21	22	23	24	25	26

1. \_\_\_\_\_  
6 15 18 11

2. \_\_\_\_\_  
11 14 9 6 5

3. \_\_\_\_\_  
16 12 1 20 5

4. \_\_\_\_\_  
2 15 23 12

5. \_\_\_\_\_  
19 16 15 15 14

6. \_\_\_\_\_  
3 21 16

## B Write and circle.



This spoon is mine. yours.



This \_\_\_\_\_ is his. yours.




This \_\_\_\_\_ mine. hers.



\_\_\_\_\_ his. hers.

**C** Unscramble and match. Then write.

1. Whose plate is that?  
ehsow etlap si tath ?




2. \_\_\_\_\_  
woehs korf si atth ?



3. \_\_\_\_\_  
hwsoe inkef si htat ?



4. \_\_\_\_\_  
ewosh lbwo si ttha ?



**D** Write.



1. \_\_\_\_\_ cap  
It's \_\_\_\_\_



2. \_\_\_\_\_ ruler  
\_\_\_\_\_

3. \_\_\_\_\_ coat  
\_\_\_\_\_

4. \_\_\_\_\_ book  
\_\_\_\_\_

# Lesson 3 Story

## A Number.



## B Read and match.

1. Whose noodles are these? • • Like this. •
2. Thanks, Mom! • • They're chopsticks. •
3. What are these? • • No problem. •
4. How do you use chopsticks? • • They're mine. •



**C Write.**

<del>play</del>	computer	make	use	bike	smoothie	<del>guitar</del>	ride
1	2	3	4	5	6	7	8

1. How do you play the guitar?

1 7

2. How do you a

4 2

3. How do you a

3 6

4. How do you a

8 5

**D What about you? Write.**

1. What do you use to eat noodles?

I use \_\_\_\_\_

2. What can you cook?

I can cook \_\_\_\_\_

# Lesson 4 Countries


## A Find and circle.

Mexico	Russia
Brazil	Turkey
Egypt	Japan
Canada	South Korea

K	I	C	A	R	U	S	S	I	A
C	A	N	A	D	A	T	I	I	P
R	B	J	N	D	U	J	K	T	G
B	R	A	Z	I	L	A	Z	U	I
F	R	J	U	C	V	P	Y	R	Q
M	E	X	I	C	O	A	R	K	Z
B	N	I	S	H	E	N	A	E	T
F	E	G	Y	P	T	O	Y	Y	S
G	T	N	U	F	S	G	W	A	D
S	O	U	T	H	K	O	R	E	A

## B Circle.

1.




We're from Mexico. This flag is ours.  
They're from Mexico. That flag is theirs.

2.



We're from Japan. This flag is ours.  
They're from Japan. That flag is theirs.

3.







We're from Turkey. This flag is ours.  
They're from Turkey. That flag is theirs.

4.



We're from Russia. This flag is ours.  
They're from Russia. That flag is theirs.

### C Match and write.

1.  • • a. \_\_\_\_\_ Mexico.
2.  • • b. \_\_\_\_\_ from Russia.  
This flag is ours.
3.  • • c. \_\_\_\_\_ Turkey.
4.  • • d. \_\_\_\_\_ Japan.

### D Read. Then write and draw.

1. This country's flag is green, red, and white. \_\_\_\_\_
2. This country's flag has a red circle. \_\_\_\_\_
3. This country's flag is blue, white, and red. \_\_\_\_\_
4. This country's flag is red and white. \_\_\_\_\_





# Check Up 2

Units 3 and 4

## A Check.

1.



- salesperson
- cashier
- postal worker

2.



- parents
- aunt
- cousin

3.



- stomachache
- headache
- fever

4.



- Japan
- Mexico
- Turkey

5.



- cup
- spoon
- knife

6.



- fight fires
- sell things
- drive buses

## B Read and write.

1.



We're from Russia.

This is \_\_\_\_\_ flag.

2.



Who's she?

\_\_\_\_\_ Dean's cousin.

3.



Where does the server work?

The server \_\_\_\_\_ at the restaurant.

4.



Whose plate is that?

It's \_\_\_\_\_

**C Write and match.**

1. What's the matter with her?

\_\_\_\_\_

2. Who works at the department store?

\_\_\_\_\_

3. Does the pilot fly planes?

\_\_\_\_\_

4. What does the vet do?

\_\_\_\_\_


• • a.



• • b.



• • c.



• • d.



**D Look at the pictures. Write.**

1.


Excuse me.

\_\_\_\_\_



2.

How do you play the guitar?



Like this.  
How much is this coat?

**E Write.**

Does your father make things?

\_\_\_\_\_, he

**F Use the code to find the mystery word. Then draw.**

1.a.



They're Anna's

\_\_\_\_\_ .  
1 2 3 4 5 6 7

b.



He has a \_\_\_\_\_ .  
8 9 10 11 12

c.



The \_\_\_\_\_ .  
13 14 15 16 17 18 19  
works at the supermarket.

Mystery Word

\_\_\_\_\_ .  
15 11 3 10 4 19



2.a.



The \_\_\_\_\_ .  
1 2 3 4 5 6 7 8 9  
works at the library.

b.



This \_\_\_\_\_ is hers.  
10 11 12 13

c.



We're from \_\_\_\_\_ .  
14 15 16 17 18 19  
This is our flag.

Mystery Word

\_\_\_\_\_ .  
3 17 13 15



**A Read and circle.**
**Mia's Family**

Hi! I'm Mia. These are my cousins. Their names are Tony and Olivia. This is my grandfather. He's a pilot. He flies planes.



- |                                       |     |    |
|---------------------------------------|-----|----|
| 1. Tony and Olivia are Mia's parents. | Yes | No |
| 2. Tony is Mia's cousin.              | Yes | No |
| 3. Their grandfather fights fires.    | Yes | No |
| 4. Their grandfather flies planes.    | Yes | No |

**B What about you? Write.**


- How many cousins do you have? I have \_\_\_\_\_ cousins.
- What are their names? Their names are \_\_\_\_\_  
\_\_\_\_\_
- How many aunts do you have? I have \_\_\_\_\_ aunts.
- What are their names? Their names \_\_\_\_\_  
\_\_\_\_\_
- How many uncles do you have? I \_\_\_\_\_
- What are their names? Their names \_\_\_\_\_  
\_\_\_\_\_

# 5 Fun in the Park

## Lesson 1 Adjectives

### A Write.

short tall young strong old weak



1. y o u n g

2.                      

3.                                 

4.                                 

5.                                 

6.                                 

### B Look at the circles in A. Unscramble.





\_\_\_\_\_ | \_\_\_\_\_

### C Match.



- a. a tall •
- b. a strong •
- c. an old •
- d. a young •
- a. woman
- b. girl
- c. boy
- d. man

## D Circle.

1.  The boy is tall. The boy is tall.  
The girl is taller. The girl is taller.
- 
2.  The boy is young. The girl is young.  
The girl is younger. The boy is younger.
- 
3.  The woman is weaker. The man is weak.  
The man is weak. The woman is weaker.
- 
4.  The woman is short. The man is shorter.  
The man is shorter. The woman is short.



## E Write.

1. strong

 Ella  Keiko

Who's \_\_\_\_\_, Ella or Keiko?  
Ella \_\_\_\_\_



2. old

 Rob  Sam

\_\_\_\_\_

\_\_\_\_\_

3. tall

 May  Eva

\_\_\_\_\_

\_\_\_\_\_


# Lesson 2 Adjectives

## A Look and write.

~~clean~~ thin dirty ugly pretty thick



1. car



2. bus



3. cat



4. dog



5. book



6. magazine

1. a clean car

2. \_\_\_\_\_

3. \_\_\_\_\_

4. \_\_\_\_\_

5. \_\_\_\_\_

6. \_\_\_\_\_

## B Look at A. Write.

1. dirty

2. pretty

3. clean

4. ugly

5. thin

6. thick

The bus is dirtier than the car.

**C** Write and circle.

shirt



sweater



1. Is the shirt thinner than the sweater? Yes, it is. No, it isn't.  
2. shirt thicker Yes, it is. No, it isn't.

hat



T-shirt




3. hat dirtier Yes, it is. No, it isn't.  
4. T-shirt dirtier Yes, it is. No, it isn't.

dress



skirt



5. dress prettier Yes, it is. No, it isn't.  
6. skirt uglier Yes, it is. No, it isn't.


# Lesson 3 Story


## A Number.





## B Write.

~~older~~ taller faster stronger


1.  I want to be older.


2.  \_\_\_\_\_


3.  \_\_\_\_\_

4.  \_\_\_\_\_

### C Connect.

- 

I	have	your	shirt.
She	like	this	dress.
- 


I	like	that	shirt.
They	wear	your	skirt.
- 

Look	to	her	shirt.
Let's	at	our	boots.


### D Connect and write.

- Nice shoes!


\_\_\_\_\_


- \_\_\_\_\_ bike!


\_\_\_\_\_


- \_\_\_\_\_ dress!

Thank you.


- \_\_\_\_\_ guitar!

\_\_\_\_\_



### E What about you? Write.

1. Who do you go shopping with?

I go shopping with \_\_\_\_\_


2. What cool clothes do you want to wear?

I want to wear \_\_\_\_\_

# Lesson 4 Adjectives

## A Match.

1.




heavy

2.



light

3.




hard

4.



soft

## B Look and write.



1. Which one is harder, the


\_\_\_\_\_ or the \_\_\_\_\_

The book is \_\_\_\_\_

2. \_\_\_\_\_ softer.

\_\_\_\_\_

\_\_\_\_\_



3. \_\_\_\_\_ heavier.

\_\_\_\_\_

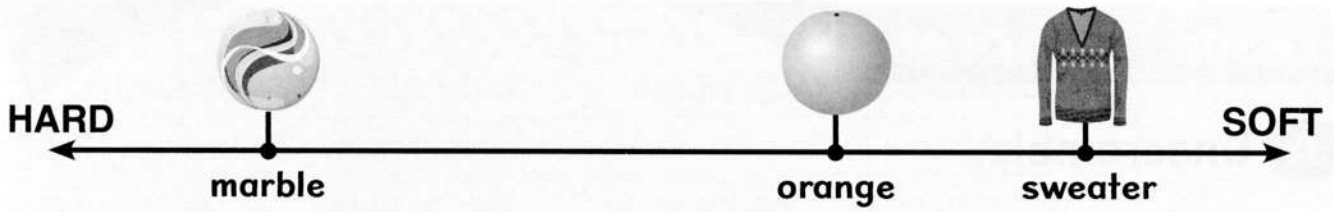
\_\_\_\_\_

4. \_\_\_\_\_ lighter.

\_\_\_\_\_

\_\_\_\_\_

**C** Look and write.

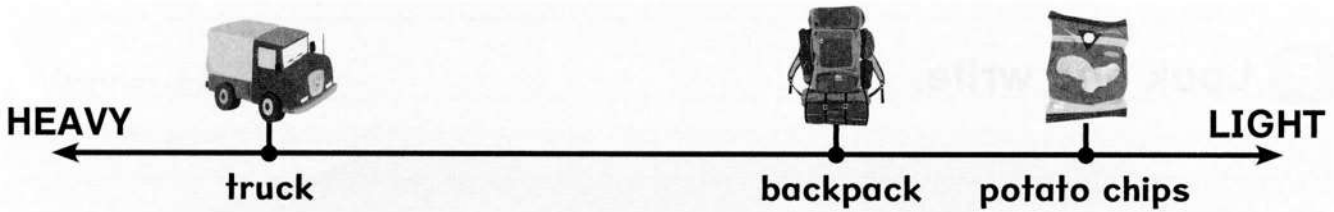


**hard**

1. The orange is harder than the sweater.
2. \_\_\_\_\_ marble

**soft**

3. \_\_\_\_\_ sweater
4. \_\_\_\_\_ orange



**heavy**


1. \_\_\_\_\_ truck
2. \_\_\_\_\_ backpack

**light**

3. \_\_\_\_\_ potato chips
4. \_\_\_\_\_ backpack

**D** Read. Then circle.

1. Which one is heavier, the backpack or the potato chips?
2. Which one is lighter, the truck or the backpack?
3. Which one is harder, the marble or the orange?
4. Which one is softer, the orange or the sweater?




# 6 Helping Out

## Lesson 1 Chores

### A Unscramble.

1. Wash the dishes. 2. \_\_\_\_\_  
swah het dhiess lakw eth ogd
3. \_\_\_\_\_ 4. \_\_\_\_\_  
Incea ym oorm od anulydr
5. \_\_\_\_\_ 6. \_\_\_\_\_  
ets teh batle akem ym edb

### B Look and write.



1. Make my bed. 2. \_\_\_\_\_
3. \_\_\_\_\_ 4. \_\_\_\_\_
5. \_\_\_\_\_ 6. \_\_\_\_\_

**C Read and write.**



MONDAY	TUESDAY	WEDNESDAY	THURSDAY
make my bed	wash the dishes	make my bed	walk the dog
go to school	go to school	go to school	go to school
clean my room	set the table	walk the dog	do laundry

1. Monday: I make my bed before school.


I \_\_\_\_\_ after school.

2. Tuesday: \_\_\_\_\_

3. Wednesday: \_\_\_\_\_

4. Thursday: \_\_\_\_\_

**D Write.**




When does he clean his room?

He cleans his room after school.



\_\_\_\_\_

She washes the dishes before school.



\_\_\_\_\_

He sets the table after school.

# Lesson 2 Chores

## A Match.



a. vacuum the carpet

b. take out the garbage



c. water the plants

d. clean the bathroom




e. sweep the floor

f. wash the car


## B Write.




always



usually



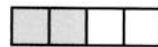
sometimes



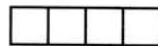
never



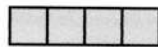
I \_\_\_\_\_ sweep the floor.



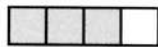
\_\_\_\_\_



\_\_\_\_\_



\_\_\_\_\_



### C Unscramble.

1. \_\_\_\_\_

are / what / his / chores / ?

2. \_\_\_\_\_

usually / she / plants / waters / the / .





3. \_\_\_\_\_





her / are / chores / what / ?

4. \_\_\_\_\_

the / he / bathroom / cleans / sometimes / .

### D Look at the chart. Write.

			
always	✓		
usually		✓	
sometimes			
never			✓

			
always			
usually		✓	
sometimes	✓		
never			✓

What are his chores?

1. He \_\_\_\_\_

\_\_\_\_\_ vacuums the carpet.

2. \_\_\_\_\_

3. \_\_\_\_\_

What are her chores?

4. She usually \_\_\_\_\_

5. \_\_\_\_\_









6. \_\_\_\_\_

# Lesson 3 Story

## A Number.



## B Match.

1.  Do you want to come over?  Cool!
2.  When?  Sure.
3.  It's my brother's birthday party.  Thank you.
4.  Happy birthday, Josh!  Today. At 5:00.

### C Unscramble.

1. \_\_\_\_\_

od    oyu    anwt    ot    mcoe    vero    ?

2. \_\_\_\_\_

ersu    .    ehwn    ?

3. \_\_\_\_\_

rfea    closoh    .

### D Write.

1.



\_\_\_\_\_

Sure. When?



After \_\_\_\_\_

2.



\_\_\_\_\_

\_\_\_\_\_



On Saturday.



# Lesson 4 Farm Chores

## A Circle.

1.



- milk the cows
- collect eggs
- feed the chickens
- pick vegetables

2.



- feed the chickens
- pick vegetables
- collect eggs
- milk the cows

3.



- collect eggs
- milk the cows
- feed the chickens
- pick vegetables

4.



- pick vegetables
- feed the chickens
- milk the cows
- collect eggs

## B Connect.

1.


7:00 A.M.



I	always	feed the chickens	in the evening.
She	never	picks vegetables	before school.

2.

6:30 A.M.



He	always	collects eggs	in the evening.
She	never	milks the cows	in the morning.

3.

4:30 P.M.



She	always	picks vegetables	in the morning.
He	never	collects eggs	after school.

**C Circle.**




= morning

= afternoon

= evening

1. She always picks vegetables in the morning.      Yes    No
2. He always feeds the chickens in the afternoon.      Yes    No
3. She always collects eggs in the morning.      Yes    No
4. He always milks the cows in the evening.      Yes    No

**D Look at C. Write.**

1. \_\_\_\_\_ feeds the chickens \_\_\_\_\_
2. \_\_\_\_\_ milks the cows \_\_\_\_\_
3. \_\_\_\_\_ picks vegetables \_\_\_\_\_
4. \_\_\_\_\_ collects eggs \_\_\_\_\_





# Check Up 3

Units 5 and 6

## A Number.

clean	do laundry	soft	wash the dishes	milk the cows
1	2	3	4	5

wash the car	weak	strong	dirty	water the plants
6	7	8	9	10



## B Read, check, and match.

1.

The bus is \_\_\_\_\_ than the car.

- dirty
- dirtier

•

2.

I always feed the chickens \_\_\_\_\_.

- before school
- in the afternoon

•

3.

The girl is \_\_\_\_\_.

- older
- younger

•

4.

I always \_\_\_\_\_.

- vacuum the carpet
- take out the garbage

•

a.

•



b.

•



c.

•



d.

•



**C Write.**



Which one is lighter, the \_\_\_\_\_  
or the potato chips? \_\_\_\_\_



When \_\_\_\_\_ set the table?  
\_\_\_\_\_ after \_\_\_\_\_



Is the sweater thinner \_\_\_\_\_  
\_\_\_\_\_



\_\_\_\_\_ are his chores?  
\_\_\_\_\_

**D Look at the pictures. Write.**



**E Write.**

What are your chores?

I \_\_\_\_\_

**F** Look at the pictures. Do the puzzle.

Down ↓

1.




4.



6.



8.



Across →

2.



3.



5.



7.



8.



9.



**A Circle.**

**Saturday Chores**

I'm Will. My family and I always clean the house on Saturdays. I always vacuum the carpet. My brother sometimes waters the plants. He sometimes sweeps the floor. My sister always takes out the garbage. My father usually washes the car. My mother usually washes the dishes.



- |   |     |    |
|---|-----|----|
| 1. Will always vacuums the carpet.            | Yes | No |
| 2. His brother always washes the car.         | Yes | No |
| 3. Will's sister never takes out the garbage. | Yes | No |
| 4. His father usually washes the car.         | Yes | No |

**B What about you? Look at A. Write.**



**My Chores**

I'm \_\_\_\_\_ We \_\_\_\_\_ on \_\_\_\_\_

\_\_\_\_\_ My \_\_\_\_\_ always \_\_\_\_\_

My \_\_\_\_\_ takes out the \_\_\_\_\_

garbage. My \_\_\_\_\_ cleans the \_\_\_\_\_

bathroom, and I \_\_\_\_\_

# 7 Out and About

## Lesson 1 Places to Go

### A Do the puzzle.

Across →


1.



2.



3.



Down ↓

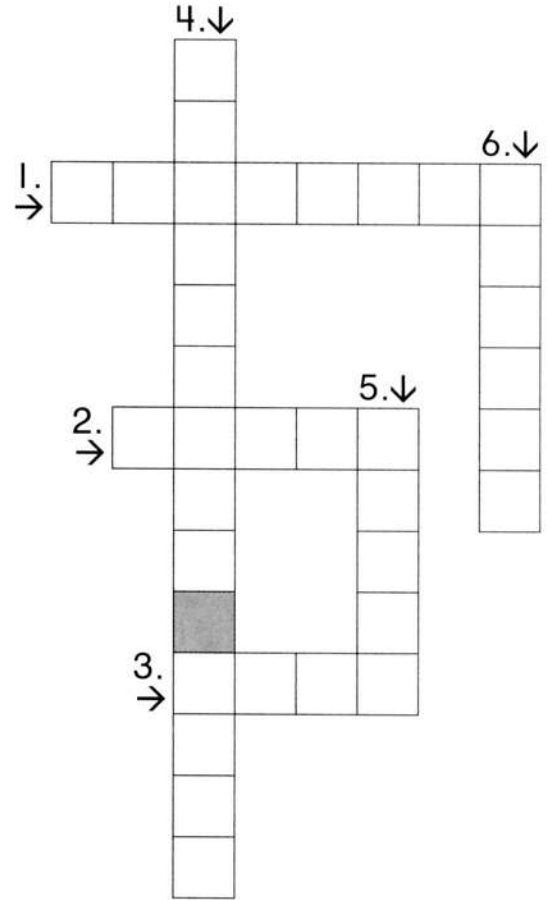
4.



5.



6.



### B Look at A. Write.

1. Is this an aquarium?

Yes, it is.

3. Is this an amusement park?

\_\_\_\_\_

5. Is this a hotel?

\_\_\_\_\_

2. Is this a beach?

\_\_\_\_\_


4. Is this a pool?


\_\_\_\_\_


6. Is this a museum?


\_\_\_\_\_

**C Circle.**


1.  Where is he yesterday? He was at the hotel.  
was is beach.

2.  Where was she today? She is at the amusement park.  
is was museum.

3.  Where is he today? He was at the aquarium.  
was is hotel.


4.  Where is she yesterday? She is at the beach.  
was was pool.

**D Write.**

1.  Was she at the \_\_\_\_\_ yesterday?  
Yes, \_\_\_\_\_

2. Was \_\_\_\_\_ the museum yesterday?  
No, he \_\_\_\_\_ He \_\_\_\_\_



3.  \_\_\_\_\_ at the pool  
 \_\_\_\_\_ wasn't.  
 \_\_\_\_\_


4. \_\_\_\_\_  
Yes, \_\_\_\_\_



# Lesson 2 Places to Go


## A Circle.

1.  hair salon  
pharmacy  
toy store  
bookstore

2.  flower shop  
bookstore  
toy store  
hair salon

3.  pharmacy  
coffee shop  
hair salon  
flower shop

4.  coffee shop  
flower shop  
bookstore  
pharmacy

5.  coffee shop  
toy store  
hair salon  
pharmacy

6.  bookstore  
toy store  
coffee shop  
flower shop

## B Where were they? Read and match.

1. They were at the toy store. \_\_\_\_



2. They were at the coffee shop. \_\_\_\_



3. They were at the hair salon. \_\_\_\_

4. They were at the flower shop. \_\_\_\_

5. They were at the bookstore. \_\_\_\_



6. They were at the pharmacy. \_\_\_\_

**C Write.**

1.



\_\_\_\_\_ they at the toy store yesterday?

No, \_\_\_\_\_ weren't.

They \_\_\_\_\_

2.



\_\_\_\_\_ coffee shop

3.



\_\_\_\_\_ pharmacy

4.



\_\_\_\_\_ toy store

**D What about you? Write.**

1. Where were you yesterday?


\_\_\_\_\_

2. Where was your mother yesterday?

\_\_\_\_\_

# Lesson 3 Story







## A Number.



## B Write.

late	it's	meet	sorry	watch	at	see	we're	new
1	2	3	4	5	6	7	8	9

where	you	were	let's	here	two o'clock	then	you're
10	11	12	13	14	15	16	17

1.  \_\_\_\_\_  
13                      3                      14                      6                      15
2.  OK. \_\_\_\_\_  
7    11    16
3.  \_\_\_\_\_  
17    1
4.  \_\_\_\_\_  
10    12    11
5.  \_\_\_\_\_  
8    4
6.  \_\_\_\_\_  
2    time for a    9    5


### C Match.

1. Let's meet here at 2:45.



• seven o'clock

2. Let's meet here at 7:00.




• four thirty

3. Let's meet here at 11:15.



• two forty-five

4. Let's meet here at 4:30.



• eleven fifteen

### D Unscramble.

1. \_\_\_\_\_  
here / meet / let's / three / at / o'clock / .



\_\_\_\_\_  
you / see / then / OK / . / .

2. \_\_\_\_\_  
thirty / at / meet / one / let's / here / .



\_\_\_\_\_  
see / OK / you / then / . / .

### E Look at D. Write.

1. Where were they yesterday?

2. Where were they yesterday?

# Lesson 4 Weather

## A Find and circle.

- sunny
- windy
- stormy
- rainy
- snowy
- cloudy

e	i	s	t	o	h	e	g	a	r
y	t	u	s	u	n	n	y	b	o
w	b	g	n	t	s	n	i	e	i
i	r	h	i	c	o	c	o	s	e
n	r	a	e	r	y	r	m	o	y
d	i	d	i	e	d	o	m	t	n
y	n	i	s	n	p	h	u	y	b
c	l	o	u	d	y	k	y	x	e
r	t	a	t	w	r	i	k	g	a
b	s	q	p	e	s	n	o	w	y

## B Write and match.

1. How was the weather  
on

huryadts



Monday

• It was cloudy.

2. \_\_\_\_\_  
\_\_\_\_\_

ywdedsena



Tuesday

• It was windy.

3. \_\_\_\_\_  
\_\_\_\_\_

onamyd



Wednesday

• It was snowy.

4. \_\_\_\_\_  
\_\_\_\_\_

fyirad

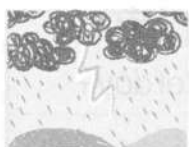


Thursday

• It was stormy.

5. \_\_\_\_\_  
\_\_\_\_\_









udestay



Friday

• It was sunny.

**C Circle.**

	BRAZIL	SOUTH KOREA
Tuesday		
Wednesday		
Thursday		
Today		

1. It's sunny today in Brazil. Yes No
2. It was rainy in South Korea on Tuesday. Yes No
3. It was windy in Brazil on Thursday. Yes No
4. It was rainy in South Korea on Thursday. Yes No

**D Look at C. Write.**

1. How was the weather in South Korea on Wednesday?

\_\_\_\_\_

2. How was the weather in Brazil on Wednesday?

\_\_\_\_\_

3. How was the weather in South Korea on Tuesday?

\_\_\_\_\_

4. How was the weather in Brazil on Thursday?

\_\_\_\_\_

**E What about your town? Write.**

1. How is the weather today?

\_\_\_\_\_

2. How was the weather yesterday?

\_\_\_\_\_

# 8 Things We Use


## Lesson | School Supplies

### A Unscramble.

- \_\_\_\_\_ 2. \_\_\_\_\_  
paslrte tawer tobtel
- \_\_\_\_\_ 4. \_\_\_\_\_  
uhblcoxn oirdiycnta
- \_\_\_\_\_ 6. \_\_\_\_\_  
eldofr laoculacr

### B What is it? Write.

1. It's a \_\_\_\_\_
2. \_\_\_\_\_
3. \_\_\_\_\_
4. \_\_\_\_\_
5. \_\_\_\_\_
6. \_\_\_\_\_





# Lesson 2 Art Supplies

## A Do the puzzle.

Across →

1.



2.



3.



Down ↓

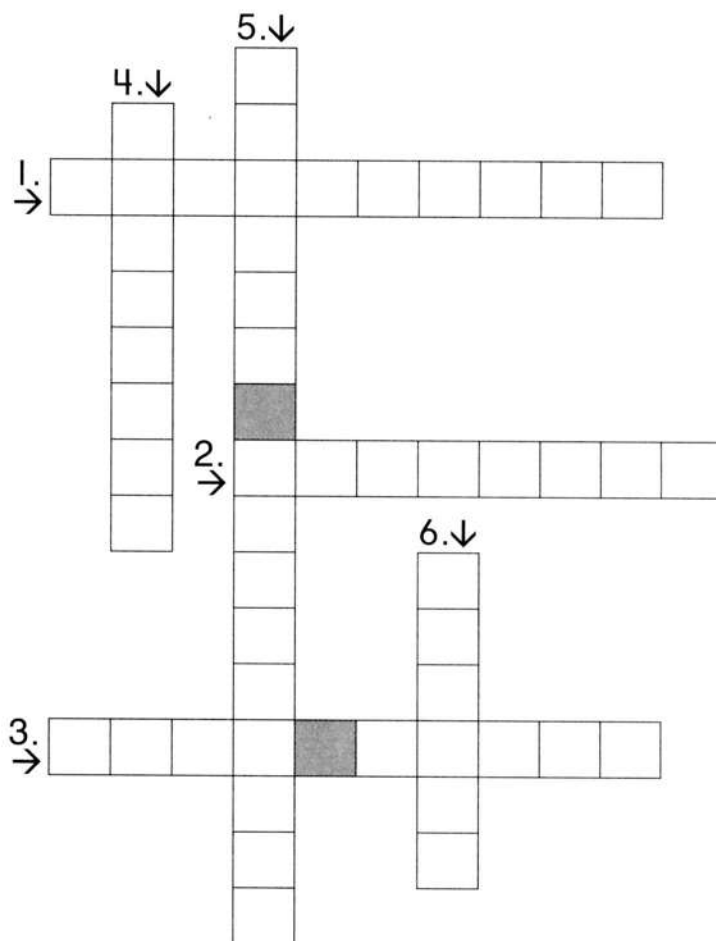
4.



5.



6.




## B Circle.

1. There weren't some scissors on the table.  
any
2. There were some magazines on the chair.  
weren't
3. There were some posters on the wall.  
any
4. There were any glue sticks on the chair.  
weren't
5. There weren't some dictionaries on the bookshelf.  
any
6. There were some calculators on the desk.  
weren't

**C Write.**

1.



Were there \_\_\_\_\_ pencil  
sharpeners on the desk?

Yes, \_\_\_\_\_


2.



\_\_\_\_\_ posters  
\_\_\_\_\_ wall?

No, \_\_\_\_\_


3.



\_\_\_\_\_ calculators  
\_\_\_\_\_ desk?

Yes, \_\_\_\_\_

4.



\_\_\_\_\_ scissors  
\_\_\_\_\_ sofa?

Yes, \_\_\_\_\_


5.



\_\_\_\_\_ magazines  
\_\_\_\_\_ bed?

Yes, \_\_\_\_\_

6.



\_\_\_\_\_ glue sticks  
\_\_\_\_\_ chair?

No, \_\_\_\_\_

# Lesson 3 Story

## A Number.



## B Read and match.

1.



How do you spell "Monday"?

2.




How was your day at the park?

3.



Look at the river. It's dirty.

• a.



Well, it was dirty. There was garbage everywhere.

• b.



M-O-N-D-A-Y.

• c.



Now it's clean!




# Lesson 4 Technology

## A Write.

1.




2.



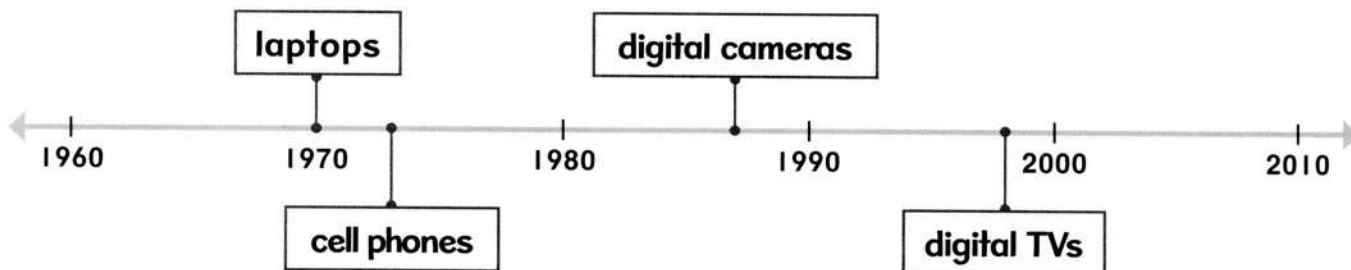
3.



4.







## B Circle.









- |   |     |    |
|---|-----|----|
| 1. There were cell phones in 1980.            | Yes | No |
| 2. There weren't any digital cameras in 1956. | Yes | No |
| 3. There were digital TVs in 1986.            | Yes | No |
| 4. There were laptops in 1948.                | Yes | No |

**C** Look at **B**. Write.

1.  Were there \_\_\_\_\_ in 1998?  
 \_\_\_\_\_, there were.
2.  \_\_\_\_\_ 1930?  
 \_\_\_\_\_
3.  \_\_\_\_\_ 2005?  
 \_\_\_\_\_
4.  \_\_\_\_\_ 1957?  
 \_\_\_\_\_

**D** Circle.

BEFORE 1850	AFTER 1850
 	   

- |                                      |     |    |
|--------------------------------------|-----|----|
| 1. Were there trains before 1850?    | Yes | No |
| 2. Were there computers before 1850? | Yes | No |
| 3. Were there cars after 1850?       | Yes | No |
| 4. Were there cameras before 1850?   | Yes | No |
| 5. Were there TVs before 1850?       | Yes | No |

# ✓ Check Up 4

Units 7 and 8

## A Check.

1.



- cell phone
- digital TV
- laptop

2.



- pencil sharpener
- scissors
- paintbrush

3.




- amusement park
- museum
- pool

4.



- lunchbox
- calculator
- folder

5.



- rainy
- snowy
- cloudy

6.



- hair salon
- coffee shop
- pharmacy

## B Read and write.

1.



Were there computers in 1850?

No, there

2.



How's the weather today?

windy.

3.



Were there any calculators on the desk?

Yes, there

4.



Were they at the bookstore yesterday?

No, they

**C Write and match.**

1. How was the weather on Tuesday?

\_\_\_\_\_

2. Where were they yesterday?

\_\_\_\_\_

3. Where was the stapler?

\_\_\_\_\_

4. Was she at the aquarium yesterday?

\_\_\_\_\_

•

• a.



•

• b.




•

• c.



•

• d.




**D Look at the pictures. Write.**

1.

\_\_\_\_\_

\_\_\_\_\_




2.

How do you spell "Sunday"?  
Let's meet here at four o'clock.

\_\_\_\_\_

\_\_\_\_\_



**E Write.**

Where were you yesterday?

\_\_\_\_\_

**F Write.**

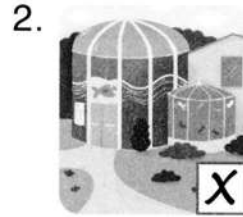


Were they at the

h a i r  
s a l o n ?

No, they weren't.


**Where were they?**



Were they at the

○ — ○ — — — — ○ ?

No, they weren't.



Were they at the

— — — ○ — ?

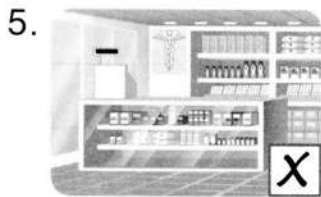
No, they weren't.



Were they at the

— — — □ — — — — ○ ?

No, they weren't.



Were they at the

□ — — — ○ — — — — ?

No, they weren't.



Were they at the

○ — — — ○ — — — □ — ?

No, they weren't.

**G Look at F. Solve the puzzle.**


They were at the

○ = — — — — — □ = — — — — —

**A Read and circle.**

**David's Fun Day**

I'm David. Yesterday, it was sunny and hot. I was at an amusement park with my friends. There was a pool and an aquarium at the amusement park. There was a toy store, too. It was fun!



- |  |     |    |
|--|-----|----|
| 1. It was cold and rainy yesterday.                  | Yes | No |
| 2. David was at the amusement park with his friends. | Yes | No |
| 3. There was a pool at the amusement park.           | Yes | No |
| 4. There was a bookstore, too.                       | Yes | No |

**B Look at A. What about you? Write.**

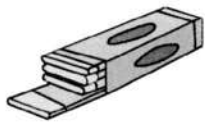


**My Fun Day**

I'm \_\_\_\_\_, it was \_\_\_\_\_  
 and \_\_\_\_\_. I was at \_\_\_\_\_ with my \_\_\_\_\_  
 \_\_\_\_\_. There was a \_\_\_\_\_ and  
 a \_\_\_\_\_ there. It was fun!

# My Picture Dictionary

## Unit 1



---



---



---



---



---



---



---



---



---



---



---



---



---



---



---

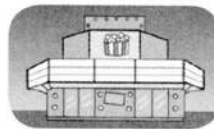


---

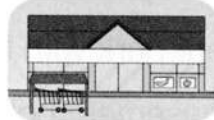
## Unit 2




---



---



---



---



---



---



---



---



---



---



---



---



---



---



---



---

**Unit 3**



---



---



---



---



---



---



---



---



---



---



---



---



---



---



---



---

**Unit 4**



---



\_\_\_\_\_



\_\_\_\_\_



\_\_\_\_\_



\_\_\_\_\_



\_\_\_\_\_



\_\_\_\_\_



\_\_\_\_\_



\_\_\_\_\_



\_\_\_\_\_



\_\_\_\_\_




\_\_\_\_\_



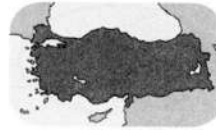
\_\_\_\_\_



\_\_\_\_\_



\_\_\_\_\_



\_\_\_\_\_

### Unit 5



\_\_\_\_\_



\_\_\_\_\_



\_\_\_\_\_



\_\_\_\_\_



\_\_\_\_\_




\_\_\_\_\_




\_\_\_\_\_



\_\_\_\_\_




\_\_\_\_\_



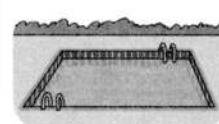
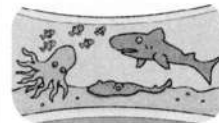




\_\_\_\_\_

# Unit 6



# Unit 7






---



---



---



---



---




---



---

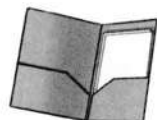


---



---

**Unit 8**



---



---



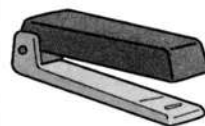
---



---



---



---



---



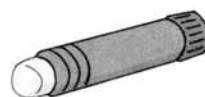
---



---



---



---



---



---



---



---



---