

2nd Edition

3

Everybody

UP

Student Book



Patrick Jackson
Susan Banman Sileci



OXFORD
UNIVERSITY PRESS

Oxford University Press is a department of the University of Oxford.
It furthers the University's objective of excellence in research, scholarship,
and education by publishing worldwide. Oxford is a registered trade
mark of Oxford University Press in the UK and in certain other countries

© Oxford University Press 2016

The moral rights of the author have been asserted

First published in 2016

2020 2019 2018 2017 2016

10 9 8 7 6 5 4 3 2 1

No unauthorized photocopying

All rights reserved. No part of this publication may be reproduced, stored
in a retrieval system, or transmitted, in any form or by any means, without
the prior permission in writing of Oxford University Press, or as expressly
permitted by law, by licence or under terms agreed with the appropriate
reprographics rights organization. Enquiries concerning reproduction
outside the scope of the above should be sent to the ELT Rights Department,
Oxford University Press, at the address above

You must not circulate this work in any other form and you must impose
this same condition on any acquirer

Links to third party websites are provided by Oxford in good faith and for
information only. Oxford disclaims any responsibility for the materials
contained in any third party website referenced in this work

ISBN: 978-0-19-410591-0 Student Book

Printed in China

This book is printed on paper from certified and well-managed sources

ACKNOWLEDGMENTS

Oxford University Press would like to thank the thousands of teachers whose opinions helped to inform
the first and second editions of this series, and in particular, the following reviewers:

Yavuz Alaybeyoglu, Dilek Ozer Primary School, Bursa, Turkey; **Yasna Karen Araya**, San Patricio School, Chile; **Ayoub Ait Ali**, Ministry of Education, Casablanca, Morocco; **Carol Barrera Catalán**, Hispano Chileno El Pilar, Chile; **Michael P. Bassett**, Osaka International School, Osaka, Japan; **Paul Richard Batt**, Elephant's Memory Learning Institute, Taichung; **Jawida Ben Afia**, Inspector General for Education, Tunis, Tunisia; **Lucas Bohaty**, Noda Gakuen Junior/Senior High School, Yamaguchi, Japan; **Clara Lee Brown**, University of Tennessee, Knoxville, USA; **Dana Buck**, Margaret Institute of Language (MIL), Chiba, Japan; **Tuba Ferzan Efritiner**, Best English Language Schools, Turkey; **Roberta Calderbank**, Educational Consultant, Riyadh, Saudi Arabia; **Angel Chang**, Li-Xing; **Shu Ping Chang**, Hao Wen, Keelung; **Phawantee Charoemwong**, Anubanratraburi English Program School, Ratchaburi, Thailand; **Whoisnick Jackie Che**, Hankuk University of Foreign Studies, Seoul, Korea; **Yuwen Catherine Chen**, Eden Language Institute, Taichung; **Yu Chenchen**, Phoenix City International School, China; **Yelling Cheng**, Jimanda English School; **Young-ae Chung**, International Graduate School of English, Seoul, Korea; **Cláudia Colla de Amorim**, Escola Móbilis, São Paulo, Brazil; **Marisol Correa**, Colegio Gabriela Mistral, Mexico; **Grace Costa de Oliveira**, Colégio Franciscano Nossa Senhora Aparecida, São Paulo, Brazil; **Jose Dias**, Achieve Languages, Brazil; **Simon Downes**, Kozy Bear School, Tokyo, Japan; **Fulya Doyuran**, Ada Şafak Koleji Sakarya, Turkey; **Liliana Drago Laucaze**, Colegio Maria Montessori, Piura, Peru; **Eren Duz**, Naside Halil Gelendost Primary School, Turkey; **Elathe Eila**, Escola Caminho Aberto, São Paulo, Brazil; **Elita Estrada Yanez**, Liceo Domingo Santa Maria, Arica, Chile; **Mark Evans**, Wisdom Bank Language School, Kaohsiung; **Fanny Fang**, Maple Leaf International School-Dalian Elementary School, China; **Anabelle Flores**, Universidad Tec Milenio Campus Cumbres, Mexico; **Natalia Fursova**, Take It To The Top (TTT), Seoul, Korea; **Sean Gallagher**, Happy English Club, Inc., Nagoya, Japan; **Tania Garcia**, Montessori Santa Terezinha, São Paulo, Brazil; **Patricia Gazzit**, Cristo Rei School, São Paulo, Brazil; **Yelena Grados Jauregui**, Los Kosales y Kinder Creativ, Peru; **Keith Grehan**, Mosaica Education, Abu Dhabi, United Arab Emirates; **Canan Gunel Duran**, Turkey; **Mariela Guzman**, Pehuen, Chile; **Anna Kyungmi Han**, EB (English Break) Language School, Paju, Korea; **Brlton Hewitt**, LA Vietnam, Ho Chi Minh City, Vietnam; **Kelly Hsu**, Kelly English School, Tainan; **Kyla KCW Huang**, Kang Ning English School, Hsinchu; **Lillian Itzcovitch Leventhal**, Colegio I.L. Peretz, São Paulo, Brazil; **Aaron Jolly**, Hanseo University, Seosan, Korea; **Susan Kao**, Wen-Hua Elementary School, Taipei; **Sean Pan-Seob Kim**, Kangseo Wonderland, Seoul, Korea; **Goekhan Koc**, Mudanya Ibai Cilingiroglu Ortaokulu, Mudanya, Turkey; **Charlotte Lee**, Jordan's Language School Headquarters, Taipei; **Hsiang-pao Sarah Lin**, Lincoln International Language School, Tainan; **David Martin**, Busy Beavers English Resources, Vancouver, Canada; **Conrad Matsumoto**, Conrad's English House, Oclawara, Japan; **Claudia Mauri**, Scuola Italiana Paritaria Arturo Dell'Oro, Chile; **Daniel McNeill**, Yokohama YMCA, Yokohama, Japan; **Paige Mitchell**, Toros Koliji, Turkey; **July Mostacero Ramirez**, Colegio Parroquial San Antonio de Huamanga, Ayacucho, Peru; **Monica Motomura**, Achieve Languages, Brazil; **Maria de Lourdes Moyeda Ibarra**, Universidad Tecmilenio Campus San Nicolás, Mexico; **Tyler Noell**, King George International College, Japan; **Jayanne Jieun Oh**, ALT English Academy, Seoul, Korea; **Ufuk Onadim**, Turkey; **Alexandra Ormston**, Connect English School, Gifu, Japan; **Kunjo Park**, WIZVILLAGE Language Institute, Seoul, Korea; **Sung Hee Park**, Yonsei University Graduate School of Education, Anyang, Korea; **Dennis Patterson**, Okinawa Amicus International, Japan; **Juliana Queiroz Pereira**, Colegio Marista Arquidiocesano and Colegio I. L. Peretz, São Paulo, Brazil; **Sandra Puccioni Katsuda**, Colegio Montessori Santa Terezinha, São Paulo, Brazil; **Saba'a Qhadi**, University of Qatar, Doha, Qatar; **Karyna Rfbeliro**, Colegio Miguel de Cervantes, São Paulo, Brazil; **Charlie Richards**, The Learning Tree English School, Osaka, Japan; **Mark Riley**, Shane English School, Taipei; **Polly Windson Rutino**, Achieve Languages by Oxford, Brazil; **John Sanders**, Camelot English Study Centre, Tokyo, Japan; **Kaj Schermer**, Eureka Learning Institute, Osaka, Japan; **Monika Soens Yang**, Taipei European School, Taipei; **Jyeon Song**, Seoul, Korea; **Jason Stewart**, Taejeon International Language School, Daejeon, Korea; **David Straker**, Myojo Elementary School, Beppu, Japan; **Levent Tezel**, English Art Dil Kursu, Bursa, Turkey; **Ana Tomazell**, Achieve Languages Americana, Brazil; **Anabel Torres**, Universidad Autonoma de Baja California, Mexico; **Thabata Torres**, Achieve Languages, Braganca Paulista, Brazil; **Andrew Townshend**, Natural English School, Tokyo, Japan; **Thanaphong Udomsamb**, Petchaburi Rajabhat University, Petchaburi, Thailand; **Emel Unal**, Sakarya Adablim Koleji, Turkey; **Elsa Vargas**, International House Veracruz, S.C., Veracruz, Mexico; **Alliète**

Mara Ventura, Escola Carandá, São Paulo, Brazil; **Melody Weng**, Taipei Municipal Jiu-zhuang Elementary School, Taipei; **Necati Yalcin**, Maltepe Askeri Lisesi, Turkey; **Ariel Yao**, Ren Da English School, Taipei; **Jee Young Yoo**, Yonsei ELP, Wonju, Korea; **Min Jamie Zhang**, E-Trend Education, Beijing, China.

Cover Design: Yin Ling Wong

Cover illustration: Fernando Volken Togni

Illustrations by: Scott Angle: 9, 21, 22, 29, 34, 35, 41, 44 (top), 45 (top) 58-59, 61, 69, 81; Charlene Chua: 2, 4, 8, 12, 16, 24, 28, 32, 33 (top), 36, 44 (bottom), 45 (bottom), 48, 56, 64, 68, 72, 76; Leslie Harrington: 6, 7, 17, 25, 28, 38, 39, 46, 47, 57, 66, 67, 82; Ken Gamage: 50-51; John Kurtz: 23, 33 (middle), 43, 52, 63, 83, 84-91; Debbie LoFaso: 23, 43, 63, 83 (origami hat); Julissa Mora: 3 (bottom), 13, 26, 27, 37, 53, 62, 77; Jomike Tejido: 5, 10, 14, 15, 30, 31, 42, 49, 54, 55, 65; Sam Ward: 3 (calendar), 70-71 (chart spots), 73, 74, 75.

Commissioned photography by: Richard Hutchings/Digital Light Source, Cover photos and all photos of kids in lower right-hand corner of pages: 5, 7, 9, 11, 13, 15, 17, 19, 25, 27, 29, 31, 33, 35, 37, 39, 43, 47, 49, 51, 53, 55, 57, 59, 65, 67, 69, 71, 73, 75, 77, 79, Kids on Project pages: 23, 43, 63, 83.

We would also like to thank the following for permission to reproduce the following photographs: Pg 4: Coprid/ShutterstockCoprid (gum), Alex Staroseltsev/Shutterstock (popcorn), Chepe Nicolji/Stockphoto (peanuts), Floortje/Stockphoto (chocolate), Mettus/Shutterstock (chips), Roman Sigaev/Shutterstock (soda); Pg 5: Gareth Boden/OUP (boy), Gareth Boden/OUP (girl), CREATISTA/Shutterstock (boy), Jbrvson/Stockphoto (girl), Photodisc/OUP (boy), Photodisc/OUP (girl), YinYangi/Stockphoto (popcorn), Nikola Bille/Shutterstock (peanuts), Marc Dietrich/Shutterstock (chips), Roman Sigaev/Shutterstock (soda), Mark Mason/OUP (chocolate); Pg 10: Elnur Amlkshiyev/Stockphoto (omelet), Mark Mason/OUP (plate), matka Wariatka/Shutterstock (smoothie), AndrewFurlong/Photography/Stockphoto (fruit), carlos Restrepo/Shutterstock (shake), Steve Lindridge/OUP (eggs); Pg 11: Mark Mason/OUP (milk), Sebastian Kaulitzki/Shutterstock (peach), Pg 12: Sklep Spozyczy/Shutterstock (park), 300dpi/Shutterstock (movie), Fedor Kondratenko/Shutterstock (market), Getty Images/Mark Gibson (post office), Yegorius/Shutterstock (department store), Lim Yong Hian/Shutterstock (library); Pg 14: Gareth Boden/OUP (shop), Deklofenak/Shutterstock (movie), Robert Knucshk/Shutterstock (borrow books), Mary-Kate Denny/Alamy (mail letter), image100/Alamy (groceries), Martin Valigursky/Shutterstock (kick ball); Pg 18: Gareth Boden/OUP (color), Gareth Boden/OUP (cut), Gareth Boden/OUP (glue), Gareth Boden/OUP (fold); Richard Hutchings/Digital Light Source/OUP (coloring), Richard Hutchings/Digital Light Source/OUP (cutting), Richard Hutchings/Digital Light Source/OUP (glueing); Pg 18-19: Shutterstock/Betelgeuze (background); Pg 19: Richard Hutchings/Digital Light Source/OUP (town); Pg 20: Mark Gibson/Getty Images (post office), Yegorius/Shutterstock (store), Mark Mason/OUP (omelet), AndrewFurlong/Photography/Stockphoto (fruit), Marc Dietrich/Shutterstock (chips), Alex Staroseltsev/Shutterstock (popcorn), Gareth Boden/OUP (glueing), Gareth Boden/OUP (folding), Stockbyte/OUP (toner), Supertrouper/Shutterstock (cabbage), Mary-Kate Denny/Alamy (mail letters), Martin Valigursky/Shutterstock (kick ball), Gareth Boden/OUP (color); Pg 22: © Natalia Khlapushyna/Alamy Stock Photo; Pg 23: Richard Newstead/Getty Images (pencil); Pg 24: Usa F. Young/Shutterstock (cashier), Steve Luker/Stockphoto (librarian), Steve Luker/Stockphoto (postal worker), Antenna/Shutterstock (salesperson), AVAVA/Shutterstock (server), Gelpi/Shutterstock (vet); Pg 25: Blend Images/Alamy (cashier), Mehmet Salih Guier/Stockphoto (server), Silvia Otte/Photonica/Getty Images (salesperson), Comstock/OUP (librarian), Spyros Bourboulis/First Light/Getty Images (vet), Punchstock (postal worker); Pg 26: Photodisc/OUP (cock), Bambu Productions/The Image Bank/Getty Images (salesperson), Photodisc/OUP (vet), Alejandro Soto/Stockphoto (driver), Carlos E. Santa Maria/Shutterstock (pilot), Digital Vision/OUP (firefighter); Pg 27: Digital Vision/OUP (pilot), catherine Yeu/et/Stockphoto (salesperson), catherine Yeu/et/Stockphoto (vet), visi.stock/Shutterstock (cook), Don Hammond/Design Pies/OUP (driver), Orange Line Media/Shutterstock (firefighter); Pg 31: PhotoAlto/Alix Minde/Getty Images (milk), Picsfive/Shutterstock (pillow), Ansis Klucis/Shutterstock (sheet), Lipskiy/Shutterstock (thermometer), Niki Crucillo/Shutterstock (tissue box); Pg 34: Tatiana Popova/Shutterstock (fork), Tatiana Popova/Shutterstock (knife), Tatiana Popova/Shutterstock (spoon), KULISH VIKTORIJA/Shutterstock (plate), LiviuToader/Shutterstock (bowl), VanHart/Shutterstock (cup); Pg 38: Jdlica Vidnavele/Shutterstock (Mexico), Stephen Finn/Shutterstock (Japan), Aelius Aaron/Shutterstock (Russia), Adem Demir/Shutterstock (Turkey); Pg 39: Julnyuz/Shutterstock (Russia flag), admin_design/Shutterstock (Mexico flag), (Turkey flag); Pg 38-39: maodoltee/Shutterstock (globe background); Pg 40: Tatiana Popova/Shutterstock (spoon), Gelpi/Shutterstock (vet), Jelica Vidnavele/Shutterstock (Mexico), Ermolae Alexander/Shutterstock (vet); Pg 50: Stephen Aarou Rees/Shutterstock (rock), Balonci/Shutterstock (pillow), Ingram/OUP (balloon w/water), Ingram/OUP (balloon); Pg 52: David Young/Wolff/Getty Images (make bed), Marc Debnam/Getty Images (clean), dogayusuf/dokdok/Stockphoto (laundry), sonya etchison/Shutterstock (walk dog), Jupiter Images/Getty Images (set table), qingqing/Shutterstock (wash dishes); Pg 54: Chris Howes/Wild Places Photography/Alamy (sweep), Pauline St. Denis/Corbis (garbage), Ian Shaw/Alamy (clean), MANDY GODBEHAR/Shutterstock (wash), Digital Vision/Photodisc/Getty Images (vacuum), Photodisc/OUP (watering); Pg 58: Serge Kozak/Corbis (milk cook), Jeff Diener/Getty Images (feed chickens), John Lee/Blend Images/Corbis (pick vegetables), Digital Vision/Getty Images (get eggs); Pg 60: Ingram/OUP (balloon w/water), Ingram/OUP (balloon); Pg 62: Olesya Kuznetsova/Shutterstock (horse); Pg 63: Richard Newstead/Getty Images (pencil); Pg 64: Photodisc/OUP (beach), Blue Orange Studio/Shutterstock (aquarium), Rachel Grazias/Shutterstock (amusement park), Jim Lopes/Shutterstock (museum), Cheryl Casey/Shutterstock (hotel), Cheryl Casey/Shutterstock (pool); Pg 65: Micha Rosenwirth/Shutterstock (boy at beach), Mircea BEZERGHEANU/Shutterstock (aquarium), Jose Luis Pelaez/Getty Images (amusement park), Ron Levine/The Image Bank/Getty Images (museum), vittorio sciosia/Alamy (hotel), Juriah Mosin/Shutterstock (pool); Pg 66: British Retail Photography/Alamy (bookstore), Goss Images/Alamy (pharmacy), British Retail Photography/Alamy (toy store), Amy Walters/Shutterstock (salon), Beau Lark/Corbis (coffee shop), netrun78/Shutterstock (flower shop); Pg 67: British Retail Photography/Alamy (bookstore), Shutterstock/Shutterstock (salon), imagebroker/Alamy (pharmacy), ROBERT SBARRA/Shutterstock (toy store), Image Source/OUP (coffee shop), Lynn Watson/Shutterstock (flower shop); Pg 70: Vibrant Image Studio/Shutterstock (sunny), TOM MARESCHAL/Alamy (rainy), Paul Fries/Stockphoto (cloudy), Chris Gates/Stockphoto (windy), Zastol'skiy Victor Leonidovich/Shutterstock (stormy), Ellen McKnight/OUP (snowy), Fuse/OUP (boy), Juanmonino/Stockphoto (boy), Jacom Stephens/Stockphoto (boy), grafica/Shutterstock (boy), Mike Kemp/ RubberBall/OUP (girl), Gareth Boden/OUP (girl), Spiderstock/Stockphoto (girl), JinYoung Lee/Shutterstock (girl), CAN BALCIOGLU/Shutterstock (beach), PixAch/Shutterstock (ruins), Jbor/Shutterstock (city), JinYoung Lee/Shutterstock (temple); Pg 70-71: Galyna Andrushko/Shutterstock (grass and cloud), leonid tri/Shutterstock (grass and rainbow), mariyam barbone/Shutterstock (lightening); Pg 72: Ultrashock/Shutterstock (folder), lida ri ciardiello/Shutterstock (lunchbox), Smit/Shutterstock (water bottle), Sebastian Crocker/Shutterstock (dictionary), Christophe Test/ Shutterstock (calculator), Anthony DiChello/Shutterstock (stapler); Pg 74: Kitch Bain/Shutterstock (magazine), Dennis Kitchen Studio Inc./OUP (sharpen), Edyta Pawlowska/Shutterstock (brush), Alexandr Makarov/Shutterstock (glue), Bond80/Shutterstock (scissors); Pg 78: hudiemm/Getty Images (phone), David Cook/www.blueshiftstudios.co.uk/OUP (laptop), Phase4Photography/Shutterstock (TV), neelsky/Shutterstock (camera), Marc Dietrich/Shutterstock (phone), FRANCIS MILLER/Time & Life Pictures/Getty Images (computer), James Steidl/Shutterstock (TV), Stephen Coburn/Shutterstock (camera); Pg 78-79: neelsky/Shutterstock (background); Pg 80: lida ri ciardiello/Shutterstock (lunchbox), TOM MARESCHAL/Alamy (umbrella), Image Source/OUP (coffee shop), CAN BALCIOGLU/Shutterstock (beach), Alexandr Makarov/Shutterstock (beach), Alexandr Makarov/Shutterstock (glue), David Cook/www.blueshiftstudios.co.uk/OUP (laptop), hudiemm/Getty Images (phone), Paul Fries/Stockphoto (clouds); Pg 82: © Leland Bobbé/Corbis (kids); Pg 83: Richard Newstead/Getty Images (pencil).

Music by: Julie Gold, Red Grammer, Troy McDonald and Devon Thagard, and Ilene Weiss.

Dedicated to my family, with love and thanks. —Patrick

For my incredible family—Ricardo, Audrey, and Natalie. —S.B.S.

Table of Contents

Welcome	2
Unit 1 Things to Eat	4
Unit 2 Around Town	12
Check Up 1	20
Skills Bonus 1	22
Project 1	23
Unit 3 People in Town	24
Unit 4 Getting Together	32
Check Up 2.....	40
Skills Bonus 2.....	42
Project 2	43
Unit 5 Fun in the Park	44
Unit 6 Helping Out	52
Check Up 3.....	60
Skills Bonus 3.....	62
Project 3	63
Unit 7 Out and About	64
Unit 8 Things We Use	72
Check Up 4.....	80
Skills Bonus 4.....	82
Project 4	83
YLE Practice	84
Syllabus	92
Word List	94



Class Audio CD



Group/pair work



Video



Poster

Welcome

A Listen, read, and say. 03

1. I'm a student. I'm doing my homework in my bedroom. My desk is next to my bed. My favorite subject is math. What's your favorite subject?



Julie

2. It's six thirty in the evening. I'm at home. I'm listening to music. We eat dinner at seven o'clock. I'm hungry. I want spaghetti! When do you eat dinner?



Mike

3. I'm excited! I'm playing my new video game in the living room. I like karate. I go to karate class on Mondays. When do you go to English class?



Danny

4. Look, purple flowers! They smell good. My favorite color is purple. I'm wearing a purple shirt and a purple skirt. I'm wearing purple shoes, too! What are you wearing?



Emma

B What about you? Talk with your classmates.

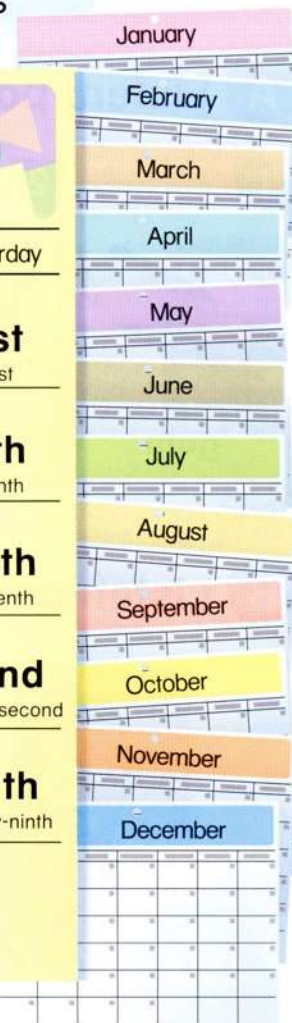
C Listen, ask, and answer. Then practice.



What's the date today? It's **January 1st**.

What's = What is
It's = It is

Sunday	Monday	Tuesday	Wednesday	Thursday	Friday	Saturday
						1st first
2nd second	3rd third	4th fourth	5th fifth	6th sixth	7th seventh	8th eighth
9th ninth	10th tenth	11th eleventh	12th twelfth	13th thirteenth	14th fourteenth	15th fifteenth
16th sixteenth	17th seventeenth	18th eighteenth	19th nineteenth	20th twentieth	21st twenty-first	22nd twenty-second
23rd twenty-third	24th twenty-fourth	25th twenty-fifth	26th twenty-sixth	27th twenty-seventh	28th twenty-eighth	29th twenty-ninth
30th thirtieth	31st thirty-first					



D Listen, point, and say.



Study for a test.



Take a test.



Check your homework.



Hand in your homework.

1 Things to Eat

Lesson 1 Snacks

A Listen, point, and say.  06

1



gum

2



popcorn

3



peanuts

4



chocolate

5



potato
chips

6



soda

B Listen and number.  07



C Listen and say. Then practice.  08

I want some **gum**. I don't want any **gum**.

He	wants some gum .	He	doesn't want any gum .
She		She	













don't = do not
doesn't = does not


1. 	2. 	3. 	4. 	5. 	6. 
I	She	He	I	He	She

D Listen, ask, and answer. Then practice.  09 

What do you want? I want some **gum**.

What does	he	want?	He	wants some gum .
	she		She	

1. 	2. 	3. 	4. 	5. 	6. 
					
I	She	He	I	He	She

E Look at B. Point, ask, and answer. 

What does she want?


She wants some potato chips.

Look at **A**.
What do you want?



Lesson 2 Vegetables

A Listen, point, and say. 



B Listen, ask, and answer. Then practice.  

Do you need any **carrots**? Yes, we do.
No, we don't.

carrots onions peppers
cabbages potato**es** tomato**es**



C Listen, ask, and answer. Then practice.



What do they need? They need

a carrot.
some carrots.

a carrot an onion
a pepper a cabbage
a potato a tomato



D Sing.



What Do You Need?

What do you need?

We need some potatoes.

What do you have?

We have some tomatoes.

We don't need carrots.

We don't need onions.

What do you need?

We need some potatoes.

What do they need?

They need some potatoes.

What do they have?

They have some tomatoes.

They don't need carrots.

They don't need onions.

What do they need?

They need some potatoes.

E What do you need? Make a list. Then ask and answer.



Ask "What vegetables do you like?"



What do you need?

We need some potatoes.

A Talk about the story. Then listen and read.



Just Try It!

Mike and Leo are hungry.

What's for lunch?

Soup and salad.

That sounds good.



Salad? I want french fries.

Just try it, Leo.



Vegetables are very good for you.

Really?



Yum! This tastes good.

Yeah, I like vegetables.



Value

Be healthy.

B Read and circle.

- | | | |
|---|-----|----|
| 1. Mike and Leo are hungry. | Yes | No |
| 2. Mike likes soup and salad. | Yes | No |
| 3. Mike and Leo's mom makes french fries. | Yes | No |
| 4. Leo wants vegetables. | Yes | No |

C Sing. 15

That Sounds Good

What's for breakfast?

Yogurt and an apple.

That sounds good, but

I want french fries!

French fries, french fries.

Yogurt and an apple.

French fries, french fries.

Yogurt and an apple.

Just try it!

Mmm, it's good.

lunch
soup
salad

dinner
chicken
potatoes

D Listen and say. Then act. 16

What's for lunch?

Soup and salad.

That sounds good.



1 lunch: soup and salad



2 breakfast: bread and juice



3 dinner: steak and french fries

What foods are good for you?



A Watch the video.



B Listen, point, and say.



1



omelet

2



smoothie

3



fruit salad

4



milkshake

C Listen and say. Then listen and read.



I want to make **an omelet**.

an omelet a smoothie
a fruit salad a milkshake

1. I want to make an omelet. I need some eggs and some milk.



Omar

2. I want to make a smoothie. I need some bananas and some yogurt.



Ella

3. I want to make a fruit salad. I need some oranges and some peaches.



Lisa

4. I want to make a milkshake. I need some milk and some ice cream.



Tam

D Read and circle.

- | | | |
|-----------------------------------|-----|----|
| 1. Omar needs some bananas. | Yes | No |
| 2. Ella wants to make an omelet. | Yes | No |
| 3. Lisa needs some peaches. | Yes | No |
| 4. Tam wants to make a milkshake. | Yes | No |



E What can you make? Read and write.

1
yogurt
bananas
milk

2
apples
peaches
oranges

3
milk
ice cream
chocolate

4
eggs
milk
cheese
butter

F Look at E. Talk with your classmates.



I want to make a salad.

What do you need?

I need some tomatoes, some peppers, and some cheese.

G Look at the poster. Talk about it.



Watch the video.
What do you
want to make?




2 Around Town

Lesson 1 Places to Go

A Listen, point, and say.  19

					
1	2	3	4	5	6
park	movie theater	supermarket	post office	department store	library

B Listen and number.  20

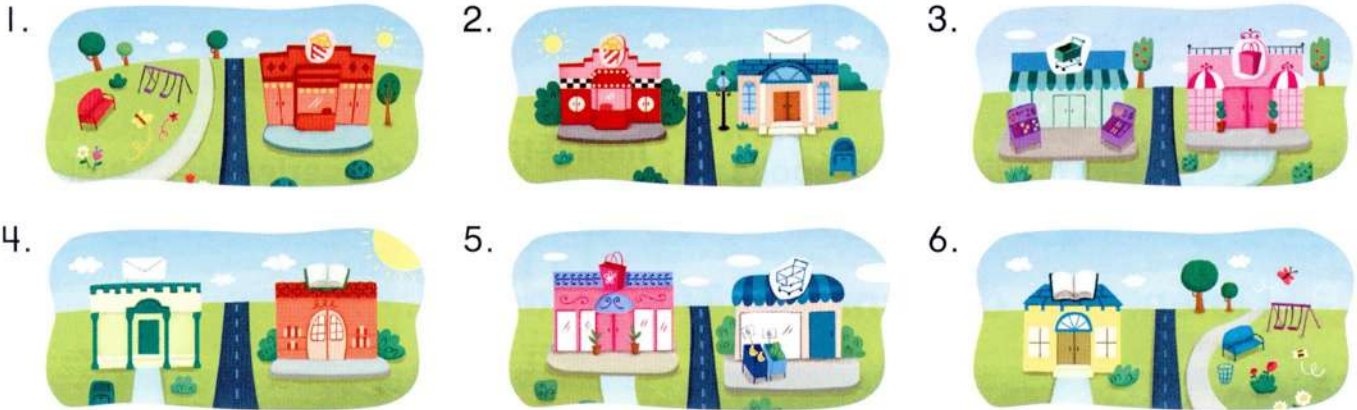


C Listen, ask, and answer. Then practice.



Where's the **park**?
It's across from the **movie theater**.

Where's = Where is



D Listen, ask, and answer. Then practice.



Where's the **park**?
It's between the **school** and the **movie theater**.



E Look at B. Point, ask, and answer.



Where's the library?







It's across from the post office.

Think about your town. Where's your school?



Lesson 2 Things to Do

A Listen, point, and say.  23

					
shop	watch a movie	borrow books	mail letters	buy groceries	kick a ball

B Listen, ask, and answer. Then practice.  24 

What's	he she	doing at the department store?	He's She's	shopping.
--------	-----------	--------------------------------	---------------	-----------

He's = He is
She's = She is

shop → shopping watch → watching
borrow → borrowing mail → mailing
buy → buying kick → kicking



C Listen, ask, and answer. Then practice.



What are they doing at the **department store**?
They're **shopping**.

They're = They are



D Sing.



What's She Doing?

What's she doing? What's he doing? What are they doing?

What's she doing at the **supermarket**?

She's **buying groceries**.

What's she doing at the **supermarket**?

She's **buying groceries**.

What's he doing at the **post office**?

He's **mailing letters**.

What's he doing at the **post office**?

He's **mailing letters**.

they
movie theater
watching a movie
park
kicking a ball

E Act, ask, and answer.



Look at **A**.
What are they
doing?

What's she doing?

Where is she?

She's kicking a ball.

She's at the park.



A Talk about the story. Then listen and read.



It's Over There!

The man is lost.

Excuse me. Where's the post office?

The post office? It's across from the library.

Where's the library?

Well, it's between the school and the restaurant. It's...

The school?

Yes. The school is across from the supermarket, and that's next to the post office. See?

Well...

The post office? It's over there!

Ah! I see it. Thank you!

Value
Be helpful.

B Read and circle.

- | | | |
|--|-----|----|
| 1. The man is lost. | Yes | No |
| 2. He's going to the supermarket. | Yes | No |
| 3. James and Julie help the man. | Yes | No |
| 4. The post office is next to the library. | Yes | No |

C Sing. 28

It's Over There

Excuse me. Where's the **post office**?

It's over there.

Ah! I see it. I see the **post office**.

It's over there.

restaurant

supermarket

D Listen and say. Then act. 29

Excuse me. Where's
the post office?

It's over there.



post office



park




school

Look at **(A)**.
Ask "Where's the
supermarket?"





A Watch the video. 

B Listen, point, and say.  30



color



cut



glue



fold

C Listen and say. Then listen and read.  31

First, color the house.

First → Next → Then → Finally

1. Let's make a town.
First, color the house
and buildings.
What colors do
you like?



2. Next, cut the paper.
What shapes can
you see?



3. Then, fold the paper. Can
your house
stand?



4. Finally, glue the house.
Great job!



D Read and number.

1. Then, fold the paper. _____
2. Finally, glue the house. _____
3. First, color the house and buildings. _____
4. Next, cut the paper. _____

E Make a town with your classmates.



F Look at your town. Ask and answer.

Where's the school?

It's across from the library.

G Look at the poster. Talk about it.






Watch the video.
What places do you see?









✓ Check Up 1

Units 1 and 2

A Listen, check, and write. 32

1.   2.   3.  

4.   5.   6.  

B Read and circle.



1. He **wants some** / **doesn't want any** chocolate.



2. They need **a** / **some** potato.



3. She wants to make a **fruit salad** / **smoothie**.



4. The park is **across from** / **between** the library.



5. They're **watch** / **watching** a movie.



6. **Cut** / **Color** the house.

C Write.

1. What do they need?
They need tomatoes.
2. What does she want?
She _____
3. What are they doing?
They're _____
4. Where is the movie theater?
It's _____



D Listen and write. Then act.



1. _____

2. Excuse me. Where's the supermarket?

That looks good.

Soup and salad.

E What can you do? Read and ✓.

1 OK 2 Good 3 Great

I can talk about...							
	1	2	3		1	2	3
snacks	<input type="checkbox"/>	<input type="checkbox"/>	<input type="checkbox"/>	places to go	<input type="checkbox"/>	<input type="checkbox"/>	<input type="checkbox"/>
vegetables	<input type="checkbox"/>	<input type="checkbox"/>	<input type="checkbox"/>	things to do	<input type="checkbox"/>	<input type="checkbox"/>	<input type="checkbox"/>
cooking	<input type="checkbox"/>	<input type="checkbox"/>	<input type="checkbox"/>	activities	<input type="checkbox"/>	<input type="checkbox"/>	<input type="checkbox"/>
Value I can be healthy.	<input type="checkbox"/>	<input type="checkbox"/>	<input type="checkbox"/>	Value I can be helpful.	<input type="checkbox"/>	<input type="checkbox"/>	<input type="checkbox"/>

A Listen and read. 34



How to Make Soup

Do you want to make soup? First, go to the supermarket. It's across from the park. Next, buy carrots, onions, and tomatoes. Then, go home. Finally, cook the soup.

B Read and answer.

1. What is first? _____
2. Where is the supermarket? _____
3. What do you buy? _____
4. What do you do at home? _____

C Listen and number. 35




D When did you make soup? Talk about it.


Project

Recipe Card

A Make a recipe card.



1. Write the food you want to make. Cut the pieces.



2. Draw a picture. Write what you need.



3. Put the recipe card on the circle.

B Listen. Then talk about your recipe.



What do you want to make?

I want to make an omelet.

What do you need?

I need some cheese and eggs.



Tip

Use your hands to talk about your recipe.

Home-School Link

What is your favorite food? Where do you eat it? Talk about your favorite food with your family.

3 People in Town

Lesson 1 Occupations

A Listen, point, and say.  37

					
cashier	librarian	postal worker	salesperson	server	vet

B Listen and number.  38



C Listen, ask, and answer. Then practice.

39



Who works at the **supermarket**?
The **cashier** works at the **supermarket**.

1.  supermarket
2.  library
3.  post office
4.  department store
5.  restaurant
6.  animal hospital

D Listen, ask, and answer. Then practice.

40



Where does the **cashier** work?
The **cashier** works at the **supermarket**.

1. 
2. 
3. 
4. 
5. 
6. 

E Look at B. Point, ask, and answer.



Where does the server work?

The server works at the restaurant.

Look at **(B)**.
What is the salesperson doing?



Lesson 2 What People Do

A Listen, point, and say.



1
make
food



2
sell
things



3
help sick
animals



4
drive
buses



5
fly
planes



6
fight
fires

B Listen, ask, and answer. Then practice.



What does the **cook** do? The **cook** makes food.



cook



salesperson



vet



bus driver



pilot



firefighter

C Listen, ask, and answer. Then practice.



Does the cook	make food?	Yes,	he	does.
	sell things?	No,	she	doesn't.

-
-
-
-
-
-

D Listen and number.



E What about you? Ask and answer.



Does your father drive buses?

No, he doesn't.

What does your mother do?




A Talk about the story. Then listen and read.



Mom's Present

Emma and Ann are shopping for a birthday present for Mom.



Value
Be thoughtful.

B Read and circle.

- | | | |
|---------------------------------|-----|----|
| 1. It's Emma's birthday. | Yes | No |
| 2. The sweater is \$30. | Yes | No |
| 3. The shoes are \$15. | Yes | No |
| 4. They make a sweater for Mom. | Yes | No |

C Sing. 46

How Much?

Excuse me. How much is this sweater?

How much? How much?

Excuse me. How much is this sweater?

It's \$30. Oh, no!

coat
\$50
Oh, no!

pen
\$1
OK!

D Listen and say. Then act. 47

Excuse me. How much is this sweater?



It's \$30.

sweater: \$30



bike: \$200



pen: \$1

Look at (A).
What's your favorite present?





A Watch the video. 

B Listen, point, and say. 



C Listen, ask, and answer. Then listen and read. 



What's the matter with

him?	He
her?	She

 has a cold.

he → him
she → her

1. Matt is sick. What's the matter with him? He has a cold. He's eating soup.



2. Maggie is sick. What's the matter with her? She has a fever. The doctor can help her.



3. This is Nick. What's the matter with him? He has a stomachache. He isn't at school today.



4. This is Kelly. She's sleeping. What's the matter with her? She has a headache.



D Read and circle.

1. Who has a cold? Nick Matt
2. Who has a headache? Kelly Maggie
3. Who has a stomachache? Nick Kelly
4. Who has a fever? Matt Maggie



E Look at the picture. Fill in the chart.

	1	2	3	4	5	6	7	8
cold								
stomachache								
fever	✓							
headache								

F Look at E. Ask and answer.

What's the matter with him? He has a fever.

Watch the video.
What can help when you have a cold?

G Look at the poster. Talk about it.



4 Getting Together

Lesson 1 Family

A Listen, point, and say.  50



parents



grandparents



aunt



uncle



cousin




cousin

B Listen and number.  51



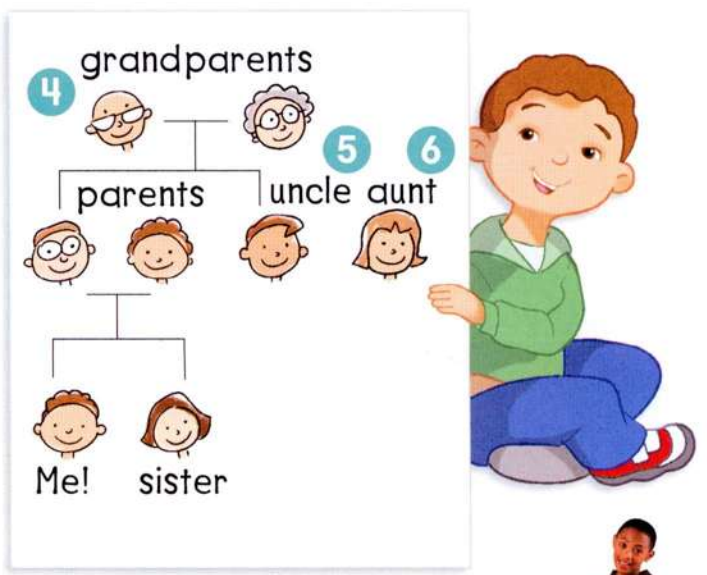
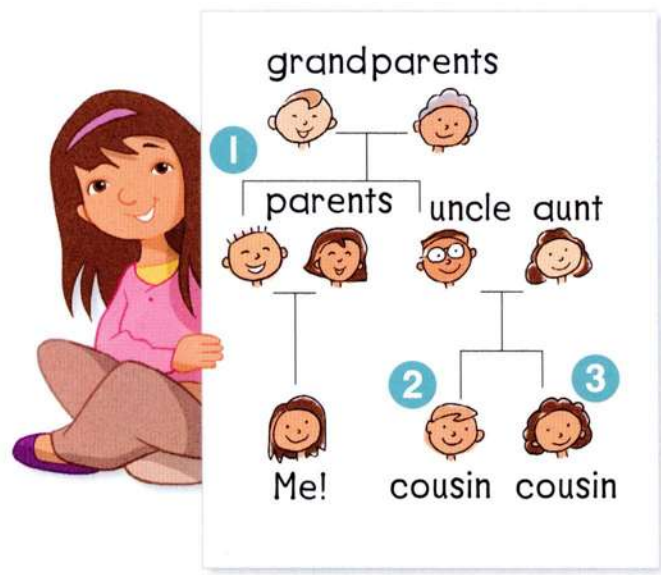
C Listen and say. Then practice.  52


They're Danny's parents .	He's She's	Danny's cousin .
----------------------------------	---------------	-------------------------



D Listen, ask, and answer. Then practice.  53 

Who are they? They're his her parents .	Who's he? she? He's She's his her uncle. aunt.
--	--



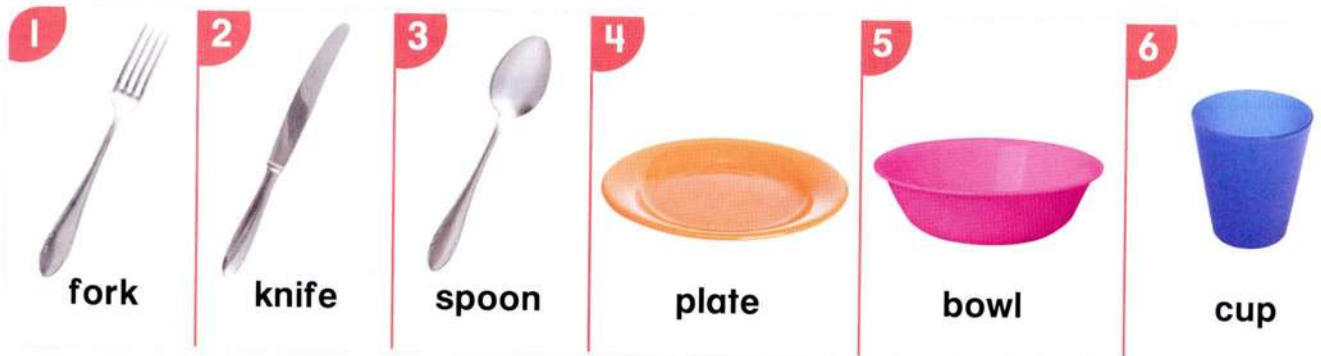
E Look at B. Point, ask, and answer. 

Who's he?
He's Danny's cousin.
He likes karate.



Lesson 2 Things on the Table

A Listen, point, and say.  54



B Listen and say. Then practice.  55

This **fork** is **mine**.
my → mine your → yours
his → his her → hers




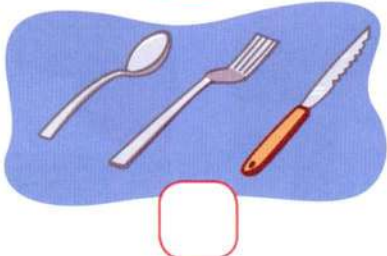

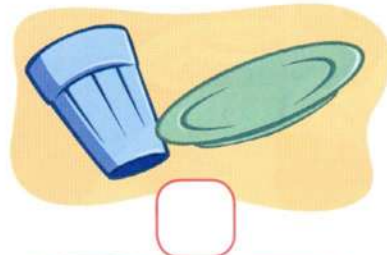
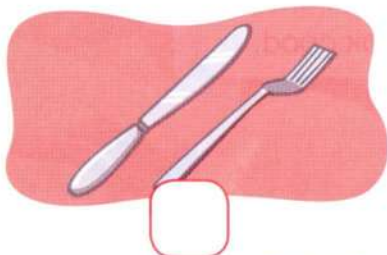
C Listen, ask, and answer. Then practice.




Whose **fork** is that? It's **mine**.



D Listen and number.



E Make cards. Ask and answer.



Look at your friend's things. Ask "Whose book is this?"



A Talk about the story. Then listen and read.

58



Chopsticks

Danny, Mike, and Mike's family are at a restaurant.



Whose noodles are these?

They're mine. Mmm, they look good.




Where's my fork? What are these?

They're chopsticks.



How do you use chopsticks?

Like this.



This is fun. Thanks, Mike!

No problem!

Value
Be helpful.

B Read and circle.

- | | | |
|--|-----|----|
| 1. Danny and Mike are at a restaurant. | Yes | No |
| 2. They have knives and forks. | Yes | No |
| 3. Mike can use chopsticks. | Yes | No |
| 4. Danny doesn't like noodles. | Yes | No |

C Sing.  59

Like This

How do you use chopsticks?

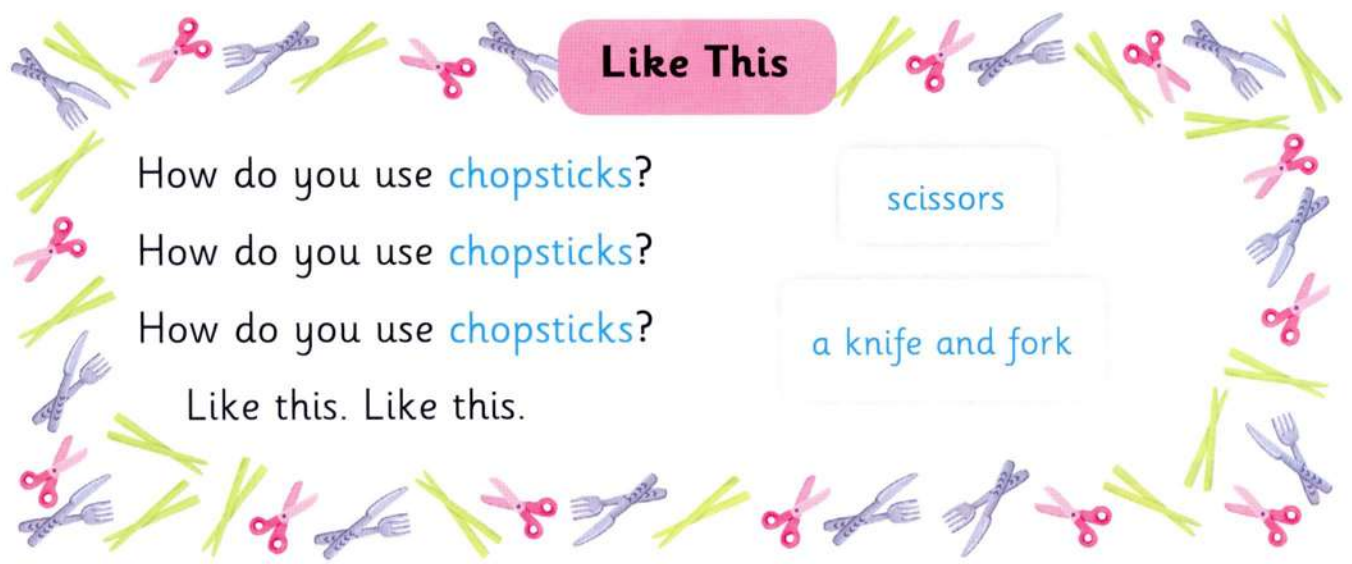
How do you use chopsticks?

How do you use chopsticks?


Like this. Like this.

scissors

a knife and fork



D Listen and say. Then act.  60 



1 chopsticks



2 a ruler



3 a computer

Ask your friend, "Can you use chopsticks?"



Lesson 4 Countries



A Watch the video.

B Listen, point, and say. 61



C Listen and say. Then listen and read. 62

This is **our** flag. It's **ours**.
 their **theirs**.

our → ours
their → theirs

1. We're from Mexico. This is our flag.
It's ours. It's green, white, and red.



2. We're from Japan. This is our flag.
It has a red circle. It's ours.



3. They're from Russia. This is their flag. Russia's flag is white, blue, and red. It's theirs.



4. They're from Turkey. This is their flag. It's theirs. It's red and white.



D Read and circle.

- | | | |
|--------------------------------------|-----|----|
| 1. Mexico's flag is green and blue. | Yes | No |
| 2. Japan's flag has a red circle. | Yes | No |
| 3. Russia's flag is blue and yellow. | Yes | No |
| 4. Turkey's flag is red and white. | Yes | No |

E Listen and match. Write.



Taran and Leyla



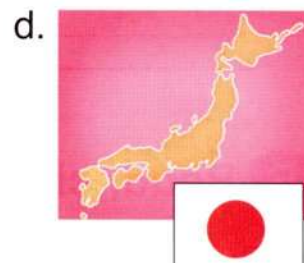
Makio and Ria



Elena and Anton



Natalia and Mateo



F Look at the flags. Ask and answer.



Whose flag is this?

It's theirs.

G Look at the poster. Talk about it.




Watch the video. What flag do you like?



✓ Check Up 2

Units 3 and 4

A Listen, number, and write.



B Read, circle, and number.

1. The librarian **works** / **work** at the library.



2. **He's** / **They're** Danny's grandparents.



3. He **have** / **has** a stomachache.



4. This is **their** / **our** flag.



C Write

1. What does the bus driver do?

He _____

2. Who are they?


_____ parents.

3. Whose cup is _____ that?

It's hers.

4. Who works at the restaurant?

The _____



D Listen and write. Then act.



1.

Excuse me. How much is this sweater?

2.

Like this.

E What can you do? Read and ✓.

1 OK

2 Good

3 Great

I can talk about...

occupations

1 2 3

what people do

illnesses

family

1 2 3

things on the table

countries

Value

I can be thoughtful.

Value

I can be helpful.

A Listen and read. 66

Interview with a Vet

By Ellen Kay

What do you do, Vicky?

I'm a vet. I work at an animal hospital.

Is that cat sick?

Yes, it is.

What's the matter with it?

It has a fever. I can help it.



B Read and answer.

1. Who is Vicky? _____
2. What does Vicky do? _____
3. What's the matter with the cat? _____
4. Can the vet help it? _____

C Listen and number. 67





D When did you help an animal? Talk about it.

Project

Your Family Flag

A Make your own flag.



1. Write your family name on your flag. What does your family like?

2. What do your parents do? What do you like? Draw.


3. Color your flag.

B Listen. Then talk about your flag.



My flag has a penguin.
I like penguins.

What does
your mother
like?



My flag is yellow.
It has a book.

My mother
likes to read.



Tip

Say "Good job!" to
your partner.


Home-School Link

What colors are on your country's flag?
Where can you see the flag? What shapes
does it have? Talk about flags with your family.

5 Fun in the Park

Lesson 1 Adjectives

A Listen, point, and say.



tall/short



old/young



strong/weak



girl



boy



woman



man

B Listen and number.



C Listen and say. Then practice.



The girl is tall.
The boy is taller.

tall → taller short → shorter
old → older young → younger
strong → stronger weak → weaker




D Listen, ask, and answer. Then practice.



Who's taller, Danny or Julie?
Danny is taller.

Who's = Who is



E Look at B. Point, ask, and answer.



Who's taller,
you or your
friend?

Who's older,
the man or the girl?

The man is older.



Lesson 2 Adjectives

A Listen, point, and say.

1



thick

2



thin

3



clean

4



dirty

5



pretty

6



ugly

B Listen and say. Then practice.

The red socks are thicker than the blue socks.

thick → thicker
thin → thinner

clean → cleaner
dirty → dirtier

pretty → prettier
ugly → uglier



socks



T-shirt



hat

C Listen, ask, and answer. Then practice.



Is the red sweater **thicker** than the blue sweater? Yes, it is.
 Is the red sweater **thinner** than the blue sweater? No, it isn't.

isn't = is not



D Listen and circle.



E Look at B. Ask and answer.



Is her hat prettier than his hat?

Yes, it is.

Look at the pictures. What's dirty?



A Talk about the story. Then listen and read.



Cool Shirt

Julie and Emma are shopping.



Look at her shirt.
It's so cool.

I like her
boots.




I like this shirt.

We can wear cool
clothes, too.



I want to
be older.

Me, too!



I like your shoes!

Nice shirt!

Thank you.

Value

Be nice.

B Read and circle.

- | | | |
|---|-----|----|
| 1. Emma and Julie are in the post office. | Yes | No |
| 2. The older girls are shopping. | Yes | No |
| 3. Emma and Julie want to be younger. | Yes | No |
| 4. The older girls like Julie's shirt. | Yes | No |

C Sing. 

Nice Shirt

Nice **shirt**! That's a cool **shirt**!

Thank you. Thank you.

Nice **shirt**! I like your **shirt**!

Thank you. Thank you. Thank you.

guitar

bedroom

D Listen and say. Then act.  

Nice shirt!

Thank you.



shirt



bedroom



guitar

Ask, "Do you want to be older?"




Lesson 4 Adjectives



Science

A Watch the video.



B Listen, point, and say.



hard



soft



heavy



light

C Listen, ask, and answer. Then listen and read.



Which one is **harder**, the **marble** or the **ball**?
The **marble** is **harder**.

hard → harder
soft → softer
heavy → heavier
light → lighter

1. Which one is harder,
the marble or
the ball?



The marble is harder.

2. Which one is softer,
the sofa or
the chair?



The sofa is softer.

3. Which one is heavier,
the book or the
notebook?



The book is heavier.

4. Which one is lighter,
the box or the
backpack?



The box is lighter.

D Read and circle.

1. Which one is softer? marble ball
2. Which one is harder? chair sofa
3. Which one is lighter? book notebook
4. Which one is heavier? box backpack

E Fill in the charts.

peach plate
pencil sweater
yogurt fork

Hard	Soft

elephant flower
potato chips rock
truck popcorn

Heavy	Light

F Look at E. Ask and answer.

Which one is softer,
the peach or the plate?

The peach is softer.

Watch the video.
Which is heavier,
the water or the rock?

G Look at the poster. Talk about it.

6 Helping Out

Lesson 1 Chores

A Listen, point, and say.



					
make my bed	clean my room	do laundry	walk the dog	set the table	wash the dishes

B Listen and number.









My Day

						
			School			



My Day

						
		School				

C Listen and say. Then practice.



I **make my bed** before school.



before school



after school

1. 6:30 A.M.
2. 7:30 P.M.
3. 8:00 P.M.
4. 7:30 A.M.
5. 7:45 A.M.
6. 8:15 P.M.

D Listen, ask, and answer. Then practice.



When does he she **make** his her **bed**?

He She **makes** his her **bed before school.**

Before School

- 1.
- 2.
- 3.

After School

- 4.
- 5.
- 6.

E Look at B. Point, ask, and answer.



When do you clean your room?

I clean my room after school.

When do you do your homework?



Lesson 2 Chores

A Listen, point, and say. 

					
sweep the floor	take out the garbage	clean the bathroom	wash the car	vacuum the carpet	water the plants

B Listen and say. Then practice. 

I **always** sweep the floor.

<input type="checkbox"/>	<input type="checkbox"/>	<input type="checkbox"/>	<input type="checkbox"/>
always	usually	sometimes	never

1. 	2. 	3. 
<input type="checkbox"/>	<input type="checkbox"/>	<input type="checkbox"/>
4. 	5. 	6. 
<input type="checkbox"/>	<input type="checkbox"/>	<input type="checkbox"/>

C Listen, ask, and answer. Then practice.



What are

his
her

 chores? He always sweeps the floor.
She

Emily

1.

2.

3.

Jake

4.

5.

6.

D Sing.

Always, Usually, Sometimes, Never

What are **his** chores?
He always vacuums the carpet.

What are **his** chores?
He sometimes waters the plants.

What are **his** chores?
He usually sweeps the floor.

But **he** never, never, never, never
takes out the garbage.

her, she

your, I

E What about you? Ask and answer.

Say "I always wash the dishes. Do you?"

What are your chores?

I usually water the plants.



A Talk about the story. Then listen and read.



Come Over

Mike and Danny are at school.




Do you want to come over?

Sure. When?

After school.

Oh! My brother's birthday party is today.

Cool!



Mike and Danny have a great idea.

Yay!

Wow!

Value
Be friendly.

B Read and circle.

- | | | |
|--------------------------------------|-----|----|
| 1. Danny wants to come over. | Yes | No |
| 2. It's Mike's birthday. | Yes | No |
| 3. Mike and Danny help at the party. | Yes | No |
| 4. Leo's friend is jumping rope. | Yes | No |

C Sing.  24

Come Over

Do you want to come over?

Sure. When?

After school. Cool!

On Saturday. OK!

Do you want to come over?

Sure. When?

After school.

At eight. Great!

D Listen and say. Then act.

 25



Do you want to come over?

Sure. When?

After school.

after school



at four o'clock



on Saturday

Ask, "When do you go to your friend's house?"



Lesson 4 Farm Chores



A Watch the video.



B Listen, point, and say.



1 milk the cows



2 feed the chickens



3 pick vegetables




4 collect eggs

C Listen and say. Then listen and read.



I always milk the cows in the morning.
before school.



1 Hi, I'm Vicky. I always milk the cows in the morning. Their milk is great!



2 My name is Luke. I always feed the chickens in the morning and in the evening. They're always hungry!

4

Hello. My name is Brian. I always collect eggs before school. I do my homework in the afternoon.

3

I'm Maria. I go to school at eight thirty in the morning. I usually pick vegetables after school.



D Read and circle.

- | | | |
|---|-----|----|
| 1. Vicky feeds the cows in the morning. | Yes | No |
| 2. The chickens are tired in the morning. | Yes | No |
| 3. Maria goes to school in the evening. | Yes | No |
| 4. Brian collects eggs before school. | Yes | No |



E Listen. Fill in the chart.



		in the morning	in the afternoon	in the evening
1. collect eggs		✓		
2. go to school				
3. come home				
4. watch TV				
5. pick vegetables				
6. go to bed				

F Look at E. Ask and answer.



When does she collect eggs?

She collects eggs in the morning.

G Look at the poster. Talk about it.



Watch the video.
Where are the eggs?



✓ Check Up 3

Units 5 and 6


A Listen, check, and write. 29

1.   2.   3.  
4.   5.   6.  

B Read and circle.



1. He always **feeds** / **milks** the chickens before school.



2. The girl is **taller** / **shorter**.



3. She **always** / **never** vacuums the carpet.



4. The **notebook** / **book** is heavier.



5. The gray pants are **cleaner** / **dirtier** than the blue pants..



6. I walk the dog **before** / **after** school.

C Write.

1. When does she make her bed?
She _____
2. Who is stronger, the boy or the girl?
The _____
3. What are his chores?
He sometimes _____
4. Which one is softer, the chair or the sofa?
The _____



D Listen and write. Then act.

1. Nice shirt!

2. Do you want to come over?

- _____
- After school.

E What can you do? Read and ✓.

1 OK 2 Good 3 Great

I can talk about...	1	2	3
adjectives			
chores			
Value I can be nice.			
Value I can be friendly.			


A Listen and read.

This is My Horse

Dear Grandma,

This is my horse. His name is Brave. He's taller and stronger than me. In the morning, I feed Brave and sweep his dirty floor. Sometimes it's cold and I wear a thick sweater. I can ride Brave. He's my friend.

Love, Amanda



B Read and answer.

1. What is the horse's name? _____
2. Who's taller? _____
3. What are Amanda's chores? _____
4. What does Amanda wear? _____

C Listen and number.



D When did you see a horse? Talk about it.

Project

Chore Chart

A Make a chore chart.



1. What are your chores? Write. When do you do your chores?
2. Do you do your chores in the morning? Draw.
3. Color your chore chart. Write your name.

B Listen. Then talk about your chart.



What are your chores?

When do you clean your room?



Chore	Days							Time
	Mon	Tue	Wed	Thu	Fri	Sat	Sun	
Make my bed	X	X	X	X	X			☀️
Take out the garbage	X		X					🌙
Clean my room	X	X	X	X	X			☀️
Vacuum the carpet							X	☀️

I sometimes take out the garbage.

I clean my room in the morning before school.

Tip

Smile at your partner.

Home-School Link

Do you help at home? What do you do? When do you help? Talk about helping at home with your family.

7 Out and About

Lesson 1 Places to Go

A Listen, point, and say.



B Listen and number.



C Listen, ask, and answer. Then practice.



Where was

he
she

 yesterday? He She was at the beach.

Sunday	Monday
/	2
yesterday	today

- 1.
- 2.
- 3.
- 4.
- 5.
- 6.

D Listen, ask, and answer. Then practice.



Was

he
she

 at the beach yesterday?

Yes,

he
she

 was. He She was at the aquarium.

No,

he
she

 wasn't. She

wasn't = was not



Where was your friend yesterday?



E Look at B. Point, ask, and answer.



Where was he?

He was at the aquarium.

Lesson 2 Places to Go

A Listen, point, and say.  38



B Listen, ask, and answer. Then practice.  39 

Where were they yesterday? They were at the **bookstore**.



C Listen, ask, and answer. Then practice.

28 40



Were they at the **bookstore** yesterday?

Yes, they were.
No, they weren't.


They were at the **pharmacy**.

weren't = were not

1.  
bookstore
2.  
pharmacy
3.  
toy store
4.  
hair salon
5.  
coffee shop
6.  
flower shop

D Listen and number.

28 41



E What about you? Ask and answer.



Where were you yesterday?

I was at the flower shop.

Where were you on Friday?



A Talk about the story. Then listen and read.



Mike's Watch

The class is at the amusement park today.

It's five o'clock. Where are Mike and Danny?

Class, let's meet here at five o'clock.

Do we have time for ice cream?

Yes, we do. It's only four thirty.

OK. See you then.

You're late. Where were you?

Oh, no! Really?

We were —

Look, it's —

It's time for a new watch, Mike!

Value

Be on time.

B Read and circle.

- | | | |
|-----------------------------------|-----|----|
| 1. The class is at the aquarium. | Yes | No |
| 2. Mike and Danny want ice cream. | Yes | No |
| 3. The boys are on time. | Yes | No |
| 4. Mike needs a new watch. | Yes | No |

C Sing. 43

See You Then

Let's meet here **before school**.

OK. See you then.

See you at **seven fifteen**.

OK. Be on time.

in the afternoon
one o'clock

at five o'clock
five o'clock

D Listen and say. Then act. 44

Let's meet here at five o'clock.

OK. See you then.



five o'clock



twelve thirty



six forty-five

Are you always on time?



Lesson 4 Weather



Science

A Watch the video.

B Listen, point, and say. 45



sunny



rainy



cloudy



windy



stormy



snowy

C Listen, ask, and answer. Then listen and read. 46

How's the weather today? It's **sunny**.

How's = How is

How was the weather | yesterday?
on **Monday**? It was **sunny**.

1.



Hello! We're at the beach in Mexico.

How's the weather today?



It's sunny today.
It's very hot.



2.



Hi, Lucy! How's Turkey?
How's the weather?

Hi, Kelly! Turkey is nice. It's rainy today. On Thursday, it was cloudy.



3.



Hello, Adam! How are you?
How's the weather today?

Hi, Cam! I'm great. How are you? It's windy in Brazil today. Yesterday, it was stormy.



4.



My family was in South Korea.

How was the weather?



It was cold.
On Friday, it was snowy.



D Read and circle.

- | | | |
|--|-----|----|
| 1. It's sunny today in Mexico. | Yes | No |
| 2. It was snowy in Turkey on Thursday. | Yes | No |
| 3. It was sunny in Brazil yesterday. | Yes | No |
| 4. It was snowy in South Korea. | Yes | No |

E Make a weather chart. Draw and write.

Sunday	Monday	Tuesday	Wednesday	Thursday	Friday	Saturday

F Look at E. Ask and answer.

How was the weather on Monday?

It was sunny on Monday.

Watch the video. What did the wind do?



G Look at the poster. Talk about it.

8 Things We Use

Lesson | School Supplies

A Listen, point, and say.



1



folder

2



lunchbox

3



water bottle

4



dictionary

5



calculator

6



stapler

B Listen and number.



Yesterday Morning




C Listen, ask, and answer. Then practice.

2B
49



Where was the folder? It was on the table.



Before



D Listen, ask, and answer. Then practice.

2B
50



What was on the table? A folder was on the table.

Before



After



E Look at B. Point, ask, and answer.



What was on the bookshelf?

A dictionary was on the bookshelf.

What was on your table this morning?



Lesson 2 Art Supplies

A Listen, point, and say.



magazine



poster



pencil sharpener



paintbrush



glue stick



scissors

B Listen and say. Then practice.



There were some weren't any **magazines** on the **table**.

magazines

posters

pencil sharpeners

paintbrushes

glue sticks

scissors


were n't = were not



table



desk



chair

C Listen, ask, and answer. Then practice.



Were there any **magazines** on the **table**?

Yes,
No,

there

were.
weren't.

1.



table

2.



computer

3.



table

4.



chair

5.



wall

6.



desk

D Sing.



Were There Any?

Were there any **glue sticks** on the **bookshelf**?

Yes, there were some **glue sticks** on the **bookshelf**.

Were there any **glue sticks** on the **wall**?

No, there weren't any **glue sticks** on the **wall**.

They were on the **bookshelf**.

scissors
desk

paintbrushes
table

E Ask and answer about your bedroom.



Look at the pictures. How many paintbrushes can you find?

Were there any scissors on the table?

Yes, there were.



A Talk about the story. Then listen and read.



Let's Clean Up!

Emma and Julie want to play at the river.

Oh, no! Look at the river. It's dirty.

We can't play here. Let's go home.



The next day at school...

How was your day at the river?

Well, it was dirty. There was garbage everywhere.

What can we do?



Emma and Julie are making posters.

How do you spell "Saturday"?

S-A-T-U-R-D-A-Y.



Now it's clean!

Great job, everybody!



Value
Be helpful.

B Read and circle.

- | | | |
|---------------------------------------|-----|----|
| 1. Emma and Julie were at the beach. | Yes | No |
| 2. The river was dirty. | Yes | No |
| 3. There were flowers everywhere. | Yes | No |
| 4. Emma asks how to spell "Saturday." | Yes | No |

C Sing. 56

How Do You Spell?

How do you spell Saturday?

How do you spell Saturday?

How do you spell... How do you spell...

How do you spell Saturday?

S-A-T-U-R-D-A-Y.


magazine

your name

D Listen and say. Then act. 57

How do you spell "Saturday"?

S-A-T-U-R-D-A-Y.



Is your town dirty? What can you do?



Lesson 4 Technology



A Watch the video.



B Listen, point, and say.



1



cell phone

2



laptop

3



digital TV

4



digital camera

C Listen and say. Then listen and read.




There weren't any **cell phones** in 1940. There were **phones** like this.

1. There weren't any cell phones in 1940. Phones were bigger and heavier. There were phones like this.



2. There weren't any laptops in 1960. Computers were bigger and noisier. There were computers like this.



3. There weren't any digital TVs in 1955. TVs were smaller. The pictures were in black and white. There were TVs like this.



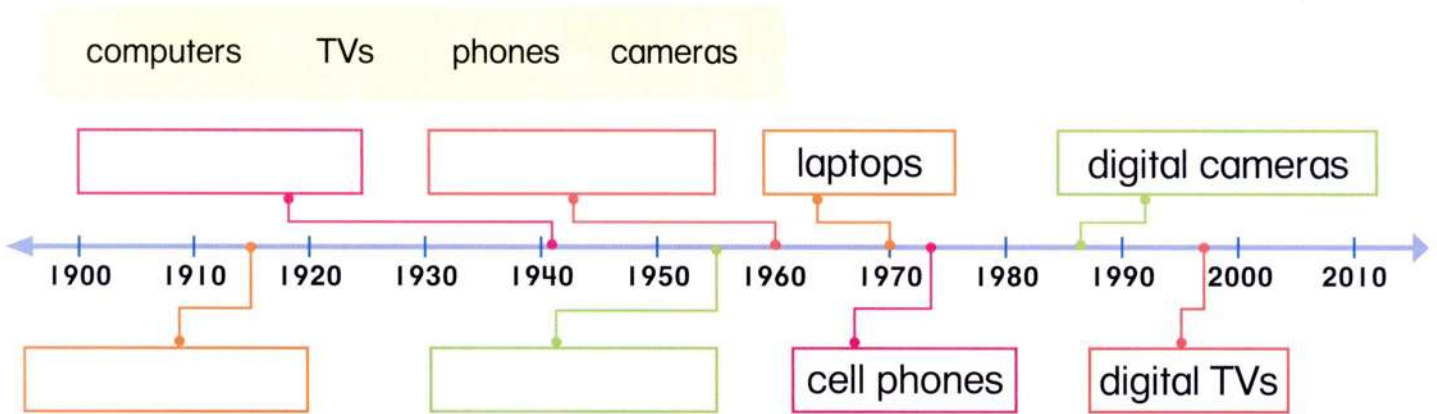
4. There weren't any digital cameras in 1915. Cameras were slower and bigger. There were cameras like this.



D Read and circle.

- | | | |
|---|-----|----|
| 1. There were cell phones in 1940. | Yes | No |
| 2. Computers were bigger and noisier in 1960. | Yes | No |
| 3. There were TVs in 1955. | Yes | No |
| 4. Cameras were faster and smaller in 1915. | Yes | No |

E Look at C. Fill in the timeline.



F Look at E.

Ask and answer.



Were there laptops before 2000?

Yes, there were.

Were there laptops in 1960?

No, there weren't.

Watch the video.
What technology
do you see?



G Look at the poster. Talk about it.



✓ Check Up 4

Units 7 and 8

A Listen, number, and write. ²⁸  60



B Read, circle, and number.

1. They **were** / **was** at the hair salon yesterday.
2. There **were** / **weren't** any cell phones in 1940.
3. It **is** / **was** cloudy yesterday.
4. There **was** / **were** some magazines on the table.



C Write.

- How was the weather yesterday?
It _____.
- Where were they yesterday?
They _____.
- Where was the water bottle?
It _____.
- Were there any paintbrushes on the table?
_____.



D Listen and write. Then act.



1. Let's meet here at two o'clock. _____

2. How do you spell 'Saturday'? _____

E What can you do? Check.

1 OK 2 Good 3 Great

I can talk about...

places to go

1 2 3

weather

school supplies

1 2 3

art supplies

technology

Value

I can be on time.

Value

I can be helpful.

A Listen and read. 62

Kids Clean Amusement Park

By Jenny Cho


These kids were at the big amusement park yesterday. There was a lot of garbage. There were bottles and bags everywhere! Now all the garbage is gone. The place is clean and everybody is happy. That was fun! Great job!



B Read and write.

1. Where were the kids? _____
2. What did the kids do? _____
3. Were there bottles? _____
4. Was it fun? _____

C Listen and number. 63





D When did you clean a place? Talk about it.

Project

Brochure

A Make a brochure for your town in 1950.



1. Think of a place in your town. What was there in 1950? Draw and write.
2. What other things were there in 1950? Draw and write.
3. Fold your brochure. Write your town on the front. Write your name.

B Listen. Then talk about your town.




What was in your town in 1950?

There weren't any fast cars in 1950.

There was a school in 1950.

There were cars like this in 1950. They were slower.




Tip

Practice saying the year. Say "nineteen fifty."

Home-School Link

How was your town different in 1950? Do you want to visit that time? Talk with your family about your town in 1950.

Listening

A. What's Charlie doing? Listen and draw a line from the day to the correct picture. There is one example.  65



Thursday

Friday

Saturday

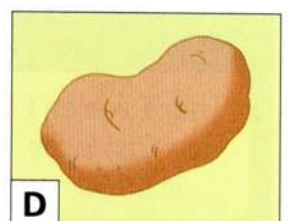



Sunday




Speaking

B. Which one is different? Say why.



1.



2.



3.




Reading and Writing

C. Read the story. Choose a word from the box. Write the correct word next to numbers 1–4.

It's Saturday. I'm at the movie theater with my friend Jane. We are (1) watching a movie. I want some popcorn. Jane doesn't want popcorn. She wants some (2) and soda. The movie theatre is (3) the department store, and that's next to the post office. Today, I also want to make some milkshakes at home. I need some milk and ice cream from the (4) It is across from the park.




watching




between



supermarket




potato chips



across from

D. Look at the picture and read the story. Write some words to complete the sentences about the story. You can use 1–3 words.

Vicky is at the supermarket with her mom. They want to make vegetable soup for lunch, so they need some vegetables. Vicky's mom has potatoes. She doesn't need tomatoes, but she needs some onions and a cabbage. Vicky wants to make a smoothie. She needs some bananas and some yogurt.



1. Vicky and her mom are at the supermarket
2. Vicky's mom needs for the soup.
3. They don't need to buy
4. Vicky needs for the smoothie.

Listening

A. Listen and tick (✓) the box.  66

1. What's wrong with Paul?



A



B



C

2. What does Sally's aunt do?



A



B



C

3. Which is Lily and Peter's flag?



A



B



C

Speaking

B. Look and find the differences.



Reading and Writing

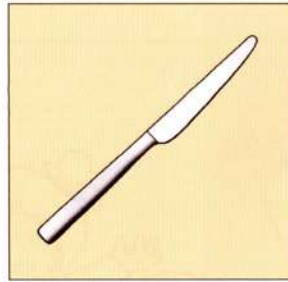
C. Look and read. Choose the correct words and write them on the lines.



vet



uncle



knife



cup

1. You can drink water from this.cup.....
2. This person is your mom or dad's brother.
3. This person works at the animal hospital.
4. You can cut food with this.

D. Look and read. Write **yes** or **no**.



1. The girl and boy are in a library.no.....
2. The girl wants to buy a sweater.
3. The shoes are \$15.
4. The sweater is \$30.


Listening

A. Listen and colour and draw.  67



Speaking

B. Continue the story.



Reading and Writing

C. Read the text and choose the best answer.

1. Daisy: What are your chores, John?

- John: **A** Yes, I do. After school.
B I don't like making my bed.
C I usually wash the car.

2. John: Do you wash the car, Daisy?

- Daisy: **A** No, I never wash the car.
B Yes, my dad washes the car.
C No, I usually wash the car on Saturdays.


3. John: When do you clean your room?

- Daisy: **A** I sometimes clean my room.
B I clean my room after school.
C I'm usually tired after school.

4. John: Do you want to walk my dog with me today?

Daisy: Sure. When?

- John: **A** On Saturdays.
B I always walk the dog.
C At four o'clock.



D. Read the story. Choose a word from the box. Write the correct word next to numbers 1–4.

Hi, my name's Jack and I live on a farm. Every day I have some chores.

I always help my mom and dad. I usually (1)milk..... the cows and feed the chickens in the morning. They're always (2)

I sometimes collect eggs before school, too. I go to school at eight thirty in the (3) I always pick (4) after school for dinner.



milk



vegetables



collect





morning



hungry



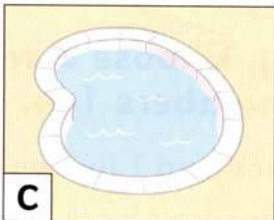


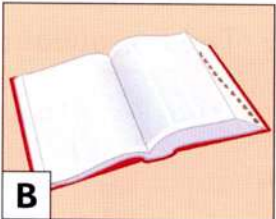
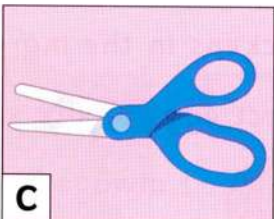



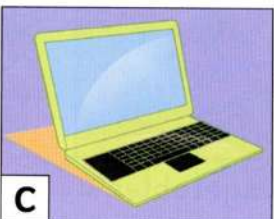

Listening

A. Listen and draw lines.  68



Speaking

B. Which one is different? Say why.

1.	 A	 B	 C	 D
2.	 A	 B	 C	 D
3.	 A	 B	 C	 D

Reading and Writing

C. Look at the picture and read the story. Write some words to complete the sentences about the story. You can use 1–3 words.

In 1920, there weren't any digital cameras. Cameras were bigger. They were slower, too. In 1955, there were TVs but they were smaller. The pictures were in black and white. There were calculators in 1960, but they were bigger and heavier. They are easier to use today. There were also computers in 1960, but they were bigger and noisier.



1. In the 1920s,cameras..... were bigger and slower.
2. TVs were in 1955, and the pictures were in black and white.
3. Calculators were in 1960, and they weren't easy to use.
4. The in 1960 were bigger and heavier.

D. Read the text. Choose the right words and write them on the lines.



Vicky's Day Out

Yesterday, I (1) at the beach with my cousins, Jim and Sally. It was great! (2) love swimming in the sea. It was rainy and windy (3) Friday, but yesterday it was sunny and hot. There were restaurants, coffee shops, (4) big hotels, and an aquarium. There was an amusement park, too. It was fun!

- | | | | | | |
|---------|-----|----|-------|-----|------|
| 1. were | was | is | 3. on | in | at |
| 2. She | You | We | 4. a | any | some |

Syllabus


Welcome

What's the date today?
It's January 1st.


Classroom Language:

Study for a test Take a test
Check your homework
Hand in your homework

Unit 1 Things to Eat

Lesson 1	Lesson 2	Lesson 3	Lesson 4 
<p>Snacks: gum, popcorn, peanuts, chocolate, potato chips, soda I want some/don't want any gum. He/She wants some/doesn't want any gum.</p> <p>What do you want? I want some gum. What does he/she want? He/She wants some gum.</p>	<p>Vegetables: carrot, onion, pepper, cabbage, potato, tomato Do you need any carrots? Yes, we do. No, we don't.</p> <p>What do they need? They need a carrot/some carrots.</p>	<p>Story: Just Try It!</p> <p>Functional Conversation: What's for lunch? Soup and salad. That sounds good.</p> <p>Be healthy.</p>	<p>Cooking: omelet, smoothie, fruit salad, milkshake I want to make an omelet.</p>

Unit 2 Around Town

Lesson 1	Lesson 2	Lesson 3	Lesson 4 
<p>Places to Go: park, movie theater, supermarket, post office, department store, library Where's the park? It's across from the movie theater. It's between the school and the movie theater.</p>	<p>Things to Do: shop, watch a movie, borrow books, mail letters, buy groceries, kick a ball What's he/she doing at the department store? He's/She's shopping. What are they doing at the department store? They're shopping.</p>	<p>Story: It's Over There!</p> <p>Functional Conversation: Excuse me. Where's the post office? It's over there.</p> <p>Be helpful.</p>	<p>Activities: color, cut, glue, fold First, color the house.</p>

 **Check Up 1** Units 1 and 2


Skills Bonus

Reading, Writing,
Listening, & Speaking




Project Recipe Card

Unit 3 People in Town

Lesson 1	Lesson 2	Lesson 3	Lesson 4 
<p>Occupations: cashier, librarian, postal worker, salesperson, server, vet Who works at the supermarket?/ Where does the cashier work? The cashier works at the supermarket.</p>	<p>What People Do: make food, sell things, help sick animals, drive buses, fly planes, fight fires What does the cook do? The cook makes food. Does the cook make food/sell things? Yes, he/she does. No, he/she doesn't.</p>	<p>Story: Mom's Present</p> <p>Functional Conversation: Excuse me. How much is this sweater? It's \$30.</p> <p>Be thoughtful.</p>	<p>Illnesses: cold, fever, stomachache, headache What's the matter with him/her? He/She has a cold.</p>

Unit 4 Getting Together

Lesson 1	Lesson 2	Lesson 3	Lesson 4 
<p>Family: parents, grandparents, aunt, uncle, cousin (m), cousin (f) They're Danny's parents. He's/She's Danny's cousin. Who are they? They're his/her parents. Who's he/she? He's his/her uncle. She's his/her aunt.</p>	<p>Things on the Table: fork, knife, spoon, plate, bowl, cup This fork is mine. Whose fork is that? It's mine.</p>	<p>Story: Chopsticks</p> <p>Functional Conversation: How do you use chopsticks? Like this.</p> <p>Be helpful.</p>	<p>Countries: Mexico, Japan, Russia, Turkey This is our/their flag. It's ours/theirs.</p>

 **Check Up 2** Units 3 and 4


Skills Bonus

Reading, Writing,
Listening, & Speaking




Project Your Family Flag

Unit 5 Fun in the Park

Lesson 1	Lesson 2	Lesson 3	Lesson 4 
<p>Adjectives: tall/short, old/young, strong/weak, girl, boy, woman, man</p> <p>The girl is tall. The boy is taller. Who's taller, Danny or Julie? Danny is taller.</p>	<p>Adjectives: thick, thin, clean, dirty, pretty, ugly</p> <p>The red socks are thicker than the blue socks. Is the red sweater thicker/thinner than the blue sweater? Yes, it is. No, it isn't.</p>	<p>Story: Cool Shirt</p> <p>Functional Conversation: Nice shirt! Thank you.</p> <p>Be nice.</p>	<p>Adjectives: hard, soft, heavy, light</p> <p>Which one is harder, the marble or the ball? The marble is harder.</p>

Unit 6 Helping Out

Lesson 1	Lesson 2	Lesson 3	Lesson 4 
<p>Chores: make my bed, clean my room, do laundry, walk the dog, set the table, wash the dishes</p> <p>I make my bed before school. When does he/she make his/her bed? He/She makes his/her bed before school.</p>	<p>Chores: sweep the floor, take out the garbage, clean the bathroom, wash the car, vacuum the carpet, water the plants</p> <p>I always sweep the floor. What are his/her chores? He/She always sweeps the floor.</p>	<p>Story: Come Over</p> <p>Functional Conversation: Do you want to come over? Sure. When? After school.</p> <p>Be friendly.</p>	<p>Farm Chores: milk the cows, feed the chickens, pick vegetables, collect eggs</p> <p>I always milk the cows in the morning/before school.</p>

 **Check Up 3** Units 5 and 6


Skills 

Reading, Writing, Listening, & Speaking



Project Chore Chart

Unit 7 Out and About

Lesson 1	Lesson 2	Lesson 3	Lesson 4 
<p>Places to Go: beach, aquarium, amusement park, museum, hotel, pool</p> <p>Where was he/she yesterday? He/She was at the beach. Was he/she at the beach yesterday? Yes, he/she was. No, he/she wasn't. He/She was at the aquarium.</p>	<p>Places to Go: bookstore, pharmacy, toy store, hair salon, coffee shop, flower shop</p> <p>Where were they yesterday? They were at the bookstore. Were they at the bookstore yesterday? Yes, they were. No, they weren't. They were at the pharmacy.</p>	<p>Story: Mike's Watch</p> <p>Functional Conversation: Let's meet here at five o'clock. OK. See you then.</p> <p>Be on time.</p>	<p>Weather: sunny, rainy, cloudy, windy, stormy, snowy</p> <p>How's the weather today? It's sunny. How was the weather yesterday/on Monday? It was sunny.</p>

Unit 8 Things We Use

Lesson 1	Lesson 2	Lesson 3	Lesson 4 
<p>School Supplies: folder, lunchbox, water bottle, dictionary, calculator, stapler</p> <p>Where was the folder? It was on the table. What was on the table? A folder was on the table.</p>	<p>Art Supplies: magazine, poster, pencil sharpener, paintbrush, glue stick, scissors</p> <p>There were some/weren't any magazines on the table. Were there any magazines on the table? Yes, there were./ No, there weren't.</p>	<p>Story: Let's Clean Up!</p> <p>Functional Conversation: How do you spell "Saturday"? S-A-T-U-R-D-A-Y.</p> <p>Be helpful.</p>	<p>Technology: cell phone, laptop, digital TV, digital camera</p> <p>There weren't any cell phones in 1940. There were phones like this.</p>

 **Check Up 4** Units 7 and 8

Skills 

Reading, Writing, Listening, & Speaking



Project Brochure

YLE Practice

Word List

A	about 2	across from 13	after school 53	always 54	amusement park 64	and 2	animal hospital 25	any 5	apple 9	April 3	aquarium 64	are 2	at 2	August 3	aunt 32
B	backpack 50	ball 50	bananas 10	bathroom 54	beach 64	beautiful 28	bed 2	bedroom 2	before school 53	between 13	big 82	bigger 78	bike 29	birthday present 28	black 78
	blue 38	book 50	bookshelf 73	bookstore 66	boots 48	borrow books 14	borrowing 14	bowl 34	box 50	boy 44	Brazil 70	bread 9	breakfast 9	brother 56	buildings 18
	bus driver 26	buses 26	butter 11	buy groceries 14	buying 14	C	cabbage 6	calculator 72	can 11	car 54	carpet 54	carrot 6	cashier 24	cat 42	cell phone 78
	chair 50	check your homework 3	cheese 11	chocolate 4	chopsticks 36	chores 55	circle 38	class 68	clean 46	cleaner 46	clean my room 52	clean the bathroom 54	clothes 48	cloudy 70	coffee shop 66
	cold (adj.) 70	cold (n.) 30	collect eggs 58	color (n.) 2	color (v.) 18	come home 59	come over 56	computer 37	cook 26	cool 48	country's 43	cousin 32	cows 58	cup 34	cut 18
D	date 3	day 52	December 3	department store 12	desk 2	dictionary 72	digital camera 78	digital TV 78	dinner 2	dirtier 46	dirty 46	do 2	do laundry 52	doctor 30	does 25
	doesn't 5	dog 52	doing 2	don't 5	drive buses 26	E	eat 2	eggs 10	eight 58	eighteenth 3	eighth 3	elephant 51	eleventh 3	English class 2	evening 2
	everywhere 76	excited 2	excuse me 16	F	family 32	faster 79	father 27	favorite 2	February 3	feed the chickens 58	fever 30	fifteen 69	fifteenth 3	fifth 3	fight fires 26
	finally 18	firefighter 26	first 3	five 68	flag 38	flower shop 66	flowers 2	fly planes 26	fold 18	folder 72	food 23	for 8	fork 34	forty-five 69	four 57
	fourteenth 3	fourth 3	french fries 8	Friday 3	friend 57	from 38	fruit salad 10	fun 36	G	game 2	garbage 54	girl 44	glue 18	glue stick 74	go 2
	go to bed 59	go to school 58	good 2	grandparents 32	great 18	green 38	guitar 49	gum 4	H	hair salon 66	hand in your homework 3	happy birthday 28	hard 50	harder 50	has 30
	hat 46	have 7	headache 30	heavier 50	heavy 50	help 30	help sick animals 26	her 30	here 68	hers 34	he's 14	him 30	his 33	home 2	homework 2
	hot 70	hotel 64	house 18	how 28	how's 70	hungry 2	I	ice cream 10	idea 56	in the afternoon 58	in the evening 2	in the morning 58	isn't 30	it's 2	J
	January 3	Japan 38	job 18	juice 9	July 3	jump 56	jumping rope 57	June 3	just 8	K	karate class 2	kick a ball 14	kicking 14	knife 34	L
	laptop 78	late 68	let's 18	librarian 24	library 12	light 50	lighter 50	like 2	listening 2	living room 2	look 2	lost 16	lunch 8	lunchbox 72	M
	magazine 74	mail letters 14	mailing 14	make 10	make food 26	make my bed 52	man 16	marble 50	March 3	math 2	matter 30	May 3	meet 68	Mexico 38	
	milk 10	milk the cows 58	milkshake 10	mine 34	Mom 28	Monday 3	mother 27	movie theater 12	much 28	museum 64	music 2	my 2	N	name 43	need 6
	never 54	new 2	next 18	next to 2	nice 48	nineteenth 3	ninth 3	noisier 78	noodles 36	notebook 50	November 3	now 76	O	o'clock 2	October 3
	OK 57	old 44	older 45	omelet 10	on time 69	one 50	onion 6	oranges 10	ours 38	over 16	P	paintbrush 74	paper 18	parents 32	park 12
	peach 51	peaches 10	peanuts 4	pen 29	pencil 51	pencil sharpener 74	penguin 43	pepper 6	pharmacy 66	pick vegetables 58	pilot 26	plate 34	play 76	playing 2	
	pool 64	popcorn 4	post office 12	postal worker 24	poster 74	potato 6	potato chips 4	present 28	prettier 46	then 18	there 16	these 28	they're 15	thick 46	
	thicker 46	really 8	red 38	restaurant 16	river 76	rock 51	ruler 37	run 56	Russia 38	S	salad 8	salesperson 24	Saturday 3	school 13	
	scissors 37	second 3	see 16	sell things 26	September 3	server 24	set the table 52	seven 2	seventeenth 3	seventh 3	shapes 18	she's 14	shirt 2	shoes 2	
	shop 14	shopping 14	short 44	shorter 45	sick 30	sister 33	six 2	sixteenth 3	sixth 3	skirt 2	sleeping 30	slower 78	smell 2	smoothie 10	
	snowy 70	socks 46	soda 4	sofa 50	soft 50	softer 50	some 5	sometimes 54	sounds 8	soup 7	South Korea 70	spaghetti 2	spell 76	spoon 34	
	stand 18	stapler 72	steak 9	stomachache 30	stormy 70	strong 44	stronger 45	student 2	study for a test 3	subject 2	Sunday 3	sunny 70	supermarket 12	sure 56	
	sweater 28	sweep the floor 54	T	table 34	take a test 3	take out the garbage 54	tail 44	taller 45	tastes 8	tenth 3	than 47	thank you 16	that 8	theirs 38	
	then 18	there 16	these 28	they're 15	thick 46	thicker 46	thin 46	thinner 46	third 3	thirteenth 3	thirtieth 3	thirty 2	thirty-first 3	this 8	
	Thursday 3	time 28	tired 59	today 3	tomato 6	toy store 66	truck 51	try 8	T-shirt 46	Tuesday 3	Turkey 38	twelfth 3	twelve 69	twentieth 3	
	twenty-eighth 3	twenty-fifth 3	twenty-first 3	twenty-fourth 3	twenty-ninth 3	twenty-second 3	twenty-seventh 3	twenty-sixth 3	twenty-third 3	U	uglier 46	ugly 46	uncle 32	use 36	usually 54
	V	vacuum the carpet 54	vegetables 7	very 8	vet 24	video game 2	W	walk 52	walk the dog 52	wall 75	want 2	was 65	wash the car 54	wash the dishes 52	
	wasn't 65	watch (n.) 68	watch a movie 14	watch TV 59	watching 14	water bottle 72	water the plants 54	weak 44	weaker 45	wearing 2	weather 70	Wednesday 3	well 16	were 66	
	weren't 67	what's 2	when 2	where 25	where's 13	which 50	white 38	who 25	who's 45	whose 35	windy 70	with 30	woman 44	works 25	
	wow 56	Y	yay 56	yeah 8	yellow 39	yesterday 65	yogurt 9	young 44	younger 45	your 2	yours 34	yum 8			

Everybody Up

theme song

Everybody UP!

Up! Up! Up!

Everybody up, up, up!

Everybody up, up, up!

Everybody up!

Up! Up! Up!

Everybody up, up, up!

Everybody up, up, up!

Everybody up!

Everybody up. Everybody up.

Everybody up. Everybody up.

Everybody up. Everybody up.

Everybody up, up, up!