

2nd Edition

2

Everybody

UP

Workbook

**Kathleen Kampa**

**Charles Vilina**

**Patrick Jackson**

**Susan Banman Sileci**

**OXFORD**  
UNIVERSITY PRESS

# Welcome

## A Match.

1. I like ice cream. •

2. This is my backpack. •

3. I have a brother. •

4. I can play soccer. •



Julie



Danny



Emma



Mike

## B What about you? Write.

- |       |      |        |
|-------|------|--------|
| six   | ball | green  |
| seven | bike | red    |
| eight | doll | blue   |
| nine  | book | purple |
| ten   | kite | yellow |



1. My name is \_\_\_\_\_

2. I'm \_\_\_\_\_

3. I have a \_\_\_\_\_

4. I like \_\_\_\_\_



# 1 How We Feel

## Lesson | Feelings

### A Do the puzzle.

hot    cold    ~~hungry~~    thirsty    sad    happy

Across →

Down ↓

1.



4.



2.



5.



3.



6.



								4. ↓
1. ↓	h	u	n	g	r	y		
→								
2. ↓								
→								
3. ↓								
→								

### B Write.



1. thirsty

2. \_\_\_\_\_

3. \_\_\_\_\_


4. \_\_\_\_\_


5. \_\_\_\_\_


6. \_\_\_\_\_

### C Write.


1.  I'm happy. I'm not sad.

2.  I'm \_\_\_\_\_ I'm not \_\_\_\_\_

3.  \_\_\_\_\_

4.  \_\_\_\_\_

5.  \_\_\_\_\_

6.  \_\_\_\_\_

### D Match.



Are you sad?  
No, I'm not.



Are you cold?  
No, I'm not.



Are you thirsty?  
Yes, I am.

# Lesson 2 Feelings

## A Write.

sick    tired    bored    excited



---

---

---



---

---

---



---

---

---



---

---

---

## B Connect.



She's excited.  
He's bored.



She's tired.  
He's sick.



She's bored.  
He's sick.



She's tired.  
He's excited.

**C Match.**



Is she sick?

•



Is he tired?

•



Is she bored?

•



Is he excited?

•

•

No, she isn't.

•

Yes, he is.

•

Yes, she is.

•

No, he isn't.

**D Write.**

1. Is he tired?



No, he isn't.

2. Is he



Yes, he is.

3. \_\_\_\_\_



Yes,

4. \_\_\_\_\_



No,

# Lesson 3 Story

## A Number.



## B Write.

- 1 wrong
- 2 Are
- 3 Thanks
- 4 think
- 5 hurts
- 6 What's
- 7 Ouch
- 8 leg
- 9 OK
- 10 so

1.



Ouch!

7

2.



\_\_\_\_\_

6

1

3.



My

8

5

4.



you

2

9

5.



I


4

10

3


**C Write.**

~~finger~~ hand leg




What's wrong?

My finger hurts.



What's wrong?

My \_\_\_\_\_ hurts.



\_\_\_\_\_

\_\_\_\_\_

\_\_\_\_\_

\_\_\_\_\_

**D Draw.**

What's wrong?

My \_\_\_\_\_ hurts.

# Lesson 4 The Senses

## A Number.



hear

see

taste

touch

smell

## B Circle.

1.



She can  smell a flower.  
 hear

2.



He can  see pizza.  
 taste

3.



She can  hear a bird.  
 touch

4.










He can  see a car.  
 smell

5.



She can  taste a tree.  
 touch

# C Write.

	see	hear	smell	taste	touch
	 a kite			 ice cream	
		 a bird	 a flower		 a turtle

1. What can he see?

He can see a kite.

2. What can she

She can hear a bird.

3.

a flower.

4.

ice cream.

5.

a turtle.

# 2 In Town

## Lesson 1 Jobs

### A Find and circle.

~~pilot~~  
student  
teacher  
nurse  
doctor  
cook

z	i	c	a	t	j	b	f
s	t	u	d	e	n	t	i
e	p	y	w	a	o	c	x
e	i	d	o	c	t	o	r
b	l	i	s	h	e	o	a
f	o	p	m	e	n	k	y
g	t	n	u	r	s	e	w

### B Write.



1. \_\_\_\_\_  
\_\_\_\_\_

2. \_\_\_\_\_  
\_\_\_\_\_



3. \_\_\_\_\_  
\_\_\_\_\_


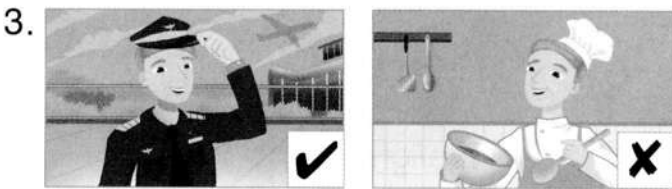


4. \_\_\_\_\_  
\_\_\_\_\_



5. \_\_\_\_\_  
\_\_\_\_\_

6. \_\_\_\_\_  
\_\_\_\_\_

### C Match.



- a. He's a pilot.  
He isn't a cook.
- b. She's a teacher.  
She isn't a student.
- c. He's a nurse.  
He isn't a doctor.
- d. She's a cook.  
She isn't a teacher.

### D Write.

1. Is she a cook?



Yes, she is.

2. Is he a



Yes, he is.









3. Is                                  pilot?



No,                                  isn't.

# Lesson 2 Jobs

## A Match.

- |  |                  |                   |   |
|--|------------------|-------------------|---|
| 1.  | police officer • | • soccer players  |  |
| 2.  | bus driver •     | • bus drivers     |  |
| 3.  | firefighter •    | • police officers |  |
| 4.  | soccer player •  | • firefighters    |  |

## B Circle and cross out. Then write.

1.  soccer players  
~~firefighters~~
- They're soccer players.  
They aren't firefighters.
2.  firefighters  
bus drivers
- They're  
They aren't
3.  bus drivers  
police officers
- \_\_\_\_\_
- \_\_\_\_\_
- \_\_\_\_\_
- \_\_\_\_\_

**C Write.**

1.



Are they bus drivers?

No, they aren't.

They're police officers.

2.



Are they

Yes, they are.

3.



\_\_\_\_\_ police officers

4.



Yes, \_\_\_\_\_


**D Draw and write.**




They're \_\_\_\_\_

# Lesson 3 Story

## A Number.



## B Match.



### C Unscramble.

1.



cesuxE      em

2.



aMy      I      obwrro      oruy      npe

3.



akTsnh


### D Draw and write.

Excuse me. May I borrow your

Sure. Here you are.

# Lesson 4 Places

## A Number.



- school
- hospital
- restaurant
- home

## B Circle.



Where's the student?

- a. She's at school.
- b. He's at home.



Where's the police officer?

- a. She's at the hospital.
- b. She's at the restaurant.



Where's the soccer player?

- a. He's at the hospital.
- b. He's at school.



Where's the cook?

- a. She's at the restaurant.
- b. He's at home.

**C** Find and write.



student



cook



teacher



doctor



1. Where's the student?

He's at home.

2. Where's the

She's at the restaurant.

3.

4.

# ✓ Check Up 1

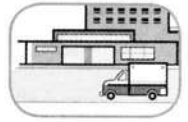
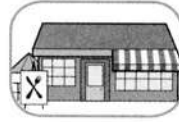
## Units 1 and 2

### A Read and ✓.

1. smell



2. restaurant



3. bored



4. firefighter



### B Circle *True* or *False*.

1.



She's sick.

True

False

2.



They're soccer players.

True

False

3.



The cook is at the hospital.

True

False

4.



He's a doctor.

True

False

### C Unscramble and circle.

1. see? / What / he / can



\_\_\_\_\_

\_\_\_\_\_

- a. He can see a car.      b. He can see a kite.

2. soccer player? / Where's / the



\_\_\_\_\_

\_\_\_\_\_

- a. He's at the school.      b. He's at the hospital.

3. they / bus drivers? / Are



\_\_\_\_\_

\_\_\_\_\_

- a. Yes, they are.      b. No, they aren't. They're firefighters.

### D Look at the pictures. Write.

1. Ouch!

\_\_\_\_\_

\_\_\_\_\_

My leg hurts.

2. What's wrong?  
Sure. Here you are.

May I borrow your phone?

\_\_\_\_\_

\_\_\_\_\_

Thanks.

### E Are you happy? Write.

\_\_\_\_\_

\_\_\_\_\_

**F Find five differences.**

Picture A



Picture B



**Picture A**

**Picture B**

<p>She's bored.</p>	<p>_____</p> <p>_____</p> <p>_____</p>
<p>_____</p> <p>_____</p> <p>_____</p>	<p>They're firefighters.</p>
<p>She's a cook.</p>	<p>_____</p> <p>_____</p> <p>_____</p>
<p>_____</p> <p>_____</p> <p>_____</p>	<p>He's cold.</p>
<p>He's happy.</p>	<p>_____</p> <p>_____</p> <p>_____</p>

## A Write.


c g j h k x




king



\_\_ug



bo\_\_



\_\_ave



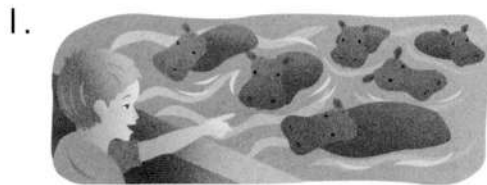
\_\_ose




\_\_irl

## B Write.

jam six kitten hippos cub game



I can see



The \_\_\_\_\_ is on the \_\_\_\_\_




The \_\_\_\_\_ is on the \_\_\_\_\_

# 3 Things to Eat

## Lesson | Food

### A Circle.

1.



french fries  
eggs  
steak

4.



salad  
soup  
spaghetti

2.



salad  
french fries  
soup

5.




eggs  
salad  
steak

3.



soup  
spaghetti  
eggs

6.



steak  
french fries  
spaghetti

### B Unscramble.



1. \_\_\_\_\_

gtpihstea

2. \_\_\_\_\_

osup

3. \_\_\_\_\_

gseg

4. \_\_\_\_\_

ecfnrh reisf

5. \_\_\_\_\_


esatk

6. \_\_\_\_\_

lsaad




**C Match.**



- a. She wants steak.
- a. She doesn't want french fries.




- b. He wants soup.
- b. He doesn't want salad.



- c. I want eggs.
- c. I don't want spaghetti.

**D Write.**

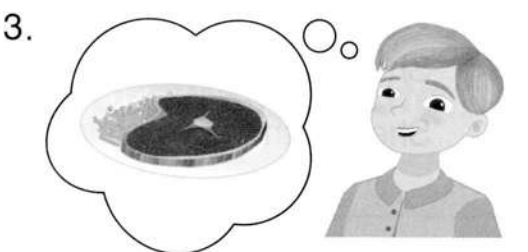


What does he want?



He wants eggs.

\_\_\_\_\_ she \_\_\_\_\_



\_\_\_\_\_ wants \_\_\_\_\_

\_\_\_\_\_ do you \_\_\_\_\_

I want \_\_\_\_\_

# Lesson 2 Fruit

## A Draw and write.

1.



orange



apple



orange



apple



orange

2.



peach



peach



orange



peach



\_\_\_\_\_

\_\_\_\_\_

3.



apple



banana



apple



banana



\_\_\_\_\_

\_\_\_\_\_

4.



banana



banana



peach



banana



\_\_\_\_\_

\_\_\_\_\_

## B Number.




He has apples.  
He doesn't have peaches.

I have bananas.  
I don't have oranges.

She has peaches.  
She doesn't have bananas.

**C Write.**



oranges      bananas

1. Does he have \_\_\_\_\_

Yes, he does.

2. Does he have o \_\_\_\_\_

No, he doesn't.

3. \_\_\_\_\_ she \_\_\_\_\_

Yes, \_\_\_\_\_

4. \_\_\_\_\_ she \_\_\_\_\_ p \_\_\_\_\_

No, \_\_\_\_\_

5. Do you have \_\_\_\_\_

Yes, I do.

6. \_\_\_\_\_ you \_\_\_\_\_ o \_\_\_\_\_

No, I don't.



apples      peaches



oranges      apples

**D Draw and write.**

I have \_\_\_\_\_



# Lesson 3 Story

## A Number.



## B Unscramble.

1.



oD    oyu    nwat    a    abnaan

2.



seY    laeeps

3.




oN    hnkta    ouy

I    eahv    a    aannab

**C Circle.**

1.



Do you want an apple?  
Does they want an peach?  
No, please.  
Yes,

2.



Do we want an peach?  
Does you want an orange?  
No, thank you.  
Yes,

3.



Does you want a orange?  
Do they want a banana?  
No, thank you.  
Yes, please.

**D Draw and write.**

Do you want a \_\_\_\_\_

Yes, please!

No, thank you.

# Lesson 4 Dairy Products

## A Find and circle.

butter  
milk  
yogurt  
cheese

g	s	z	w	b	o	c
m	y	o	g	u	r	t
m	r	i	a	t	p	k
i	b	l	o	t	u	p
l	c	h	e	e	s	e
k	d	p	j	r	a	y

## B Write.



1. Do you like milk?

Yes, I do.

2. Do you like

Yes,





3. \_\_\_\_\_ c

No,

4. \_\_\_\_\_

**C Circle.**



	yes	yes	no	no
	no	yes	no	yes
	no	yes	yes	no
	yes	no	yes	yes

1.



Do you like cheese?

Yes, I do.

No, I don't.

2.



Do you like yogurt?

Yes, I do.

No, I don't.

3.



Do you like butter?

Yes, I do.

No, I don't.

4.



Do you like milk?


Yes, I do.

No, I don't.



**C Write.**

1.



She's wearing socks.

2.



He's \_\_\_\_\_ p \_\_\_\_\_


3.



\_\_\_\_\_ a \_\_\_\_\_

**D Write and color.**

- ~~a blue shirt~~      red dress
- brown shoes      gray pants



1. What's he wearing?

He's wearing a blue shirt and \_\_\_\_\_

2. \_\_\_\_\_ she \_\_\_\_\_

She's \_\_\_\_\_ a \_\_\_\_\_ and \_\_\_\_\_

# Lesson 2 Clothes

## A Find and circle.

cap   ~~T-shirt~~   sneakers   shorts

1.  mlT-shirtowyonT


2.  nsnsneakersnikd

3.  esrshnshortslmo

4.  zpcamcapndrkhci


## B Write.

1. I'm wearing  
a T-shirt.




We're wearing  
T-shirts.

2. I'm wearing  
a \_\_\_\_\_




We're wearing  
\_\_\_\_\_

3. \_\_\_\_\_  
\_\_\_\_\_




\_\_\_\_\_

4. \_\_\_\_\_  
\_\_\_\_\_



\_\_\_\_\_

**C Write and color.**





1. What are you wearing?

I'm wearing a blue cap  
and a purple T-shirt.


2. What are you wearing?

We're wearing yellow  
and green s



3. \_\_\_\_\_  
\_\_\_\_\_ brown shorts  
\_\_\_\_\_ and red

4. \_\_\_\_\_  
\_\_\_\_\_ orange c  
\_\_\_\_\_ black



# Lesson 3 Story

## A Number.



## B Match.

1. What's wrong? •



• a. It's 555-6182.



2. What's she wearing? •



• b. Beth!



3. What's her phone number? •



• c. She's wearing a pink shirt and a black skirt.



4. Mom! •



• d. I can't find my mother.



### C Write.

three    five    four    seven    two    nine    one    six    eight

1	_____	2	_____
	_____		_____
3	_____	4	_____
	_____		_____
5	_____	6	_____
	_____		_____
7	_____	8	_____
	_____		_____
9	_____		_____
	_____		_____



### D Match.

- |   |            |
|---|------------|
| 1. eight, four, three,<br>nine, two, seven, six | • 753-8664 |
| 2. seven, one, three,<br>nine, nine, one, six   | • 843-9276 |
| 3. seven, five, three,<br>eight, six, six, four | • 713-9916 |

### E Draw and write.


What's your phone number?

It's \_\_\_\_\_

# Lesson 4 Clothes

## A Write.

coat  
sweater  
hat  
boots



## B Write.

1.



Is she wearing a sweater?

No, she isn't.

\_\_\_\_\_ a coat?

Yes, \_\_\_\_\_

2.



\_\_\_\_\_ wearing boots?

\_\_\_\_\_ a hat?

# C Circle.



hat		✓		
sweater		✓	✓	
T-shirt	✓		✓	✓
coat		✓		
socks	✓			✓
shoes	✓	✓	✓	
pants	✓	✓		
shorts			✓	✓
boots				✓



Is he wearing shoes and socks?

Yes, he is.

No, he isn't.



Is she wearing a hat and boots?

Yes, she is.

No, she isn't.



Is he wearing a sweater and pants?

Yes, he is.

No, he isn't.



Is she wearing a T-shirt and shorts?


Yes, she is.

No, she isn't.

# ✓ Check Up 2

Units 3 and 4

## A Look and write.



Food

Dairy Products

Clothes

Food	Dairy Products	Clothes
1. _____ _____	1. _____ _____	1. _____ _____
2. _____ _____	2. _____ _____	2. _____ _____

## B Read and write. Then ✓.

1.



Does \_\_\_\_\_ apple?

Yes, she does.

No, she doesn't.

2.



What \_\_\_\_\_

She's wearing a dress.

She's wearing pants.

### C Read and write.

1. What is he wearing?



He's wearing pants.

2. Does he have apples?



\_\_\_\_\_

\_\_\_\_\_

3. Do you want spaghetti?



\_\_\_\_\_

\_\_\_\_\_

4. What does she want?




\_\_\_\_\_

\_\_\_\_\_


What's your phone number?  
Yes, please.

### D Look at the pictures. Write.

1. Do you want an orange?



2.



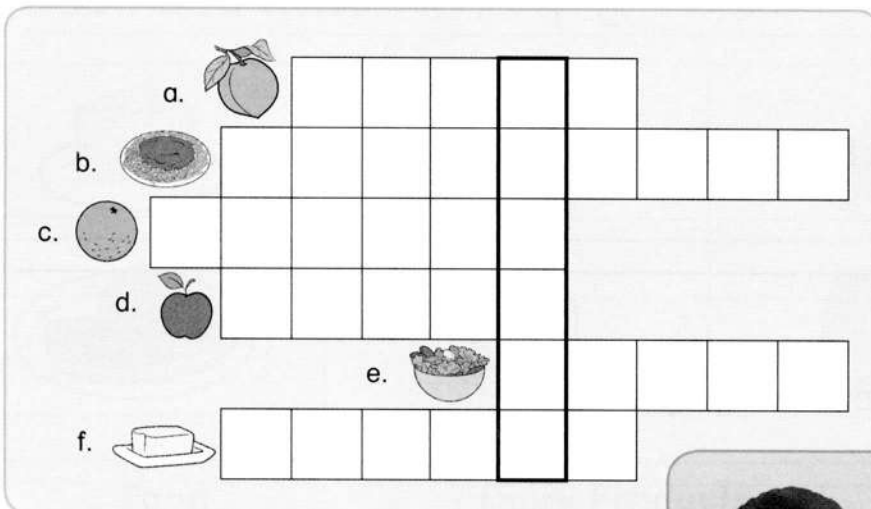
### E Do you like milk? Write.

\_\_\_\_\_

\_\_\_\_\_

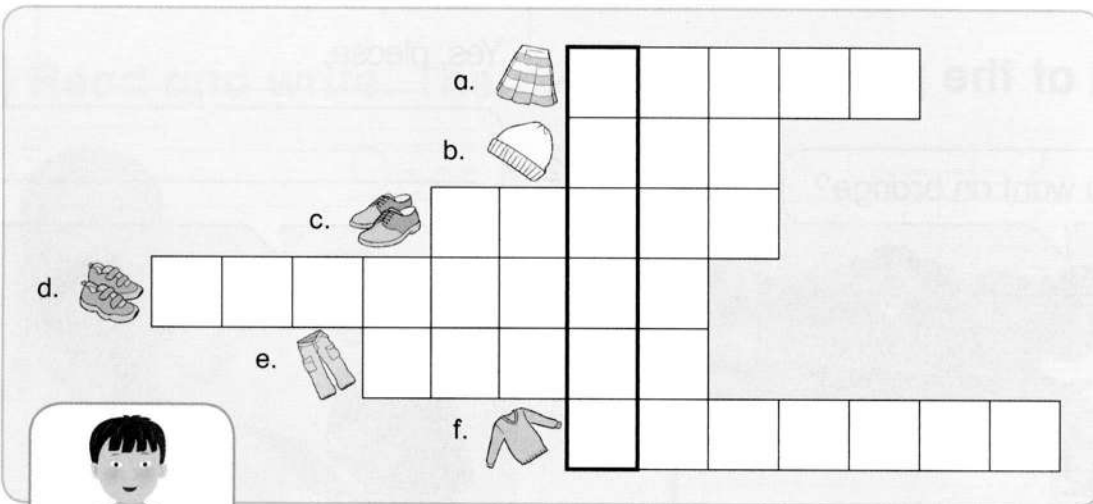
**F** Do the puzzles. Write and draw.

1.



She wants \_\_\_\_\_

2.



He's wearing \_\_\_\_\_

## A Write.

bl cl fl br cr fr

1.




\_\_\_\_ ush

2.



\_\_\_\_ ib

3.



\_\_\_\_ ob

4.



\_\_\_\_ iend

5.



\_\_\_\_ am

6.



\_\_\_\_ y

## B Write.

black bread frog flag crayon clock

1.



This \_\_\_\_\_ is \_\_\_\_\_

2.



The \_\_\_\_\_ is under the \_\_\_\_\_

3.



The \_\_\_\_\_ is on the \_\_\_\_\_

# 5 Things to Do

## Lesson | Actions

### A Circle.

1.



write  
draw

2.



talk  
sing

3.



write  
talk

4.



dance  
read

5.





draw  
dance

6.



sing  
read

### B Do the puzzle.



## C Connect.

1.




He's singing.

She isn't dancing.

She's dancing.

He is singing.

2.



He's drawing.

I'm not drawing.

I'm reading.

He isn't writing.

3.



I'm reading.

She not talking.

She's talking.

I'm isn't reading.

## D Write.

1.



What are you doing?

I'm

2.



What's he

He's

3.



she

# Lesson 2 Actions

## A Circle.



sleep



drink



play



eat

d	e	s	s	i	s
r	w	p	l	a	y
i	l	x	e	k	q
n	a	i	e	a	t
k	n	k	p	d	c
s	p	z	a	r	h

## B Write.



We're eating.

We aren't drinking.



They're

They aren't



**C Write.**

1.



What are you doing?

We're eating.

2.



What are they doing?

They're

3.



\_\_\_\_\_

\_\_\_\_\_

\_\_\_\_\_

\_\_\_\_\_

4.



\_\_\_\_\_


\_\_\_\_\_

\_\_\_\_\_

\_\_\_\_\_

# Lesson 3 Story

## A Number.



## B Match.

1.



Hi! I have a new game.

a.



Oh, sure.

2.



Can I play, too?

b.



We're playing.

3.



What are you doing?


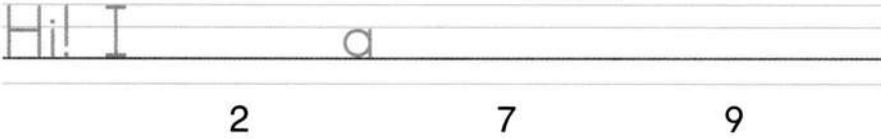
c.






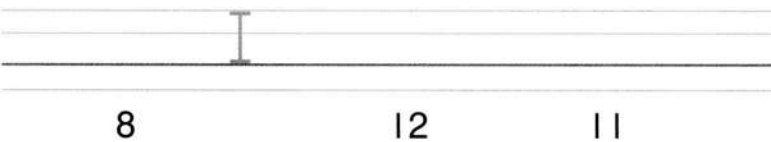
Let's play.

## C Write.

1 sure    2 have    3 playing    4 What    5 doing    6 Let's  
7 new    8 Can    9 game    10 We're    11 too    12 play



1.  

2.  

3.  

4.  

5.  

6.  

## D Draw.



# Lesson 4 Activities

## A Circle.

1.



listen to music  
do homework  
watch TV

2.



play the guitar  
watch TV  
listen to music

3.



watch TV  
do homework  
play the guitar

4.



do homework  
play the guitar  
listen to music

## B Match.

1.



- Are they listening to music?
- Yes, she is.

2.




- Is she doing homework?
- No, he isn't.

3.



- Is he playing the guitar?
- Yes, they are.

**C Write.**



1. Is he listening to music?

No, he isn't. He's doing homework.

2. Are they playing

No, they aren't. They're

3. \_\_\_\_\_ TV?

she

4. \_\_\_\_\_ homework?

they

# 6 Home

## Lesson | Things at Home

### A Unscramble.

table sofa clock computer bed bookshelf




1. \_\_\_\_\_  
\_\_\_\_\_

edb



2. \_\_\_\_\_  
\_\_\_\_\_

mcutpre




3. \_\_\_\_\_  
\_\_\_\_\_

ofsa



4. \_\_\_\_\_  
\_\_\_\_\_

lokcc



5. \_\_\_\_\_  
\_\_\_\_\_

kosbefohl



6. \_\_\_\_\_  
\_\_\_\_\_

ltbea

### B Write.

1. \_\_\_\_\_  
\_\_\_\_\_


2. \_\_\_\_\_  
\_\_\_\_\_

3. \_\_\_\_\_  
\_\_\_\_\_

4. \_\_\_\_\_  
\_\_\_\_\_

5. \_\_\_\_\_  
\_\_\_\_\_

6. \_\_\_\_\_  
\_\_\_\_\_



### C Match.

1. There's a clock next to the bed. •

• a.



2. There's a table behind the sofa. •

• b.



3. There's a computer in front of the bookshelf. •

• c.



### D Write.

1.



Is there a table in front of the sofa?

Yes, there is.

2.



Is there a \_\_\_\_\_ next to the b

Yes, there is.

3.



\_\_\_\_\_ c \_\_\_\_\_ in front of

Yes,

4.



\_\_\_\_\_ clock behind the

No, \_\_\_\_\_ isn't.

# Lesson 2 Rooms

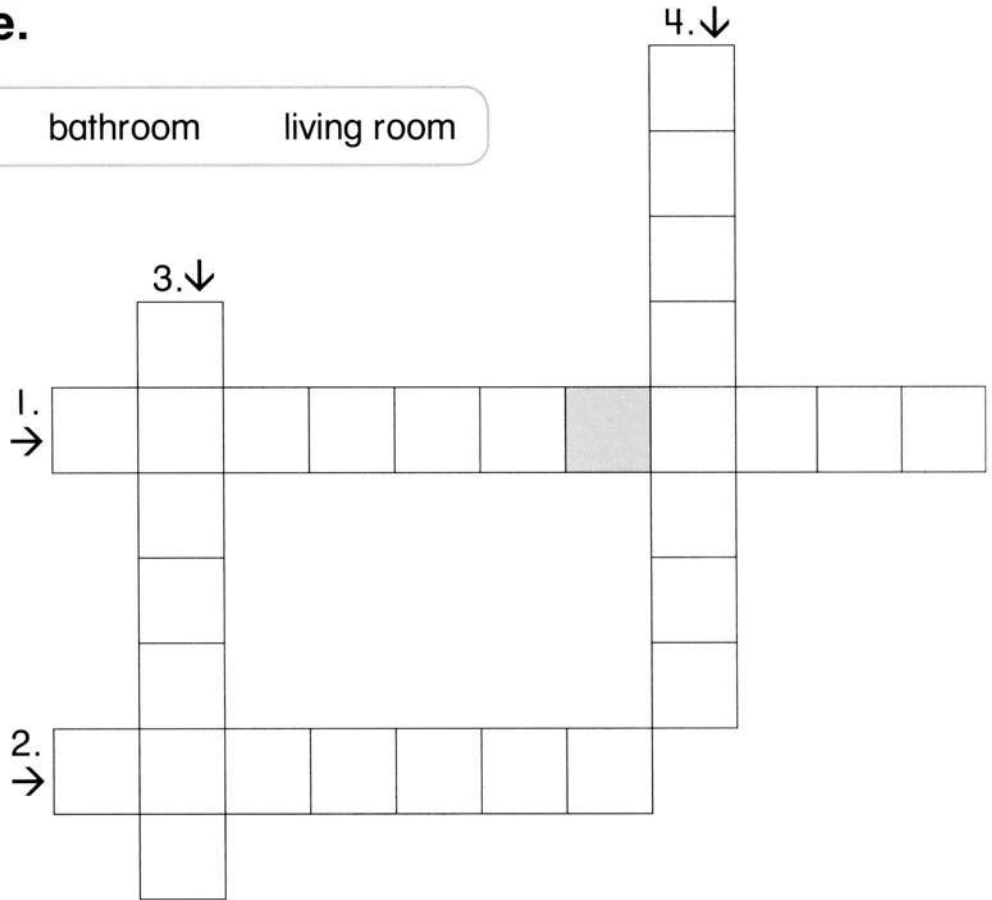
## A Do the puzzle.

kitchen    bedroom    bathroom    living room

Across →



Down ↓



## B Look at the pictures in A. Circle.

- |  |                                      |                          |
|--|--------------------------------------|--------------------------|
| 1. There are two bookshelves in the bedroom. | <input checked="" type="radio"/> yes | <input type="radio"/> no |
| 2. There's one clock in the bathroom.        | <input type="radio"/> yes            | <input type="radio"/> no |
| 3. There's one computer in the kitchen.      | <input type="radio"/> yes            | <input type="radio"/> no |
| 4. There's one sofa in the bedroom.          | <input type="radio"/> yes            | <input type="radio"/> no |
| 5. There are two clocks in the living room.  | <input type="radio"/> yes            | <input type="radio"/> no |
| 6. There's one table in the kitchen.         | <input type="radio"/> yes            | <input type="radio"/> no |

**C Write.**


1.



Are there two clocks  
in the bathroom?

Yes, there are.


2.



Are there two computers  
in the

Yes,

3.



four tables  
in the

No, there aren't.

4.




three beds  
in the

No,

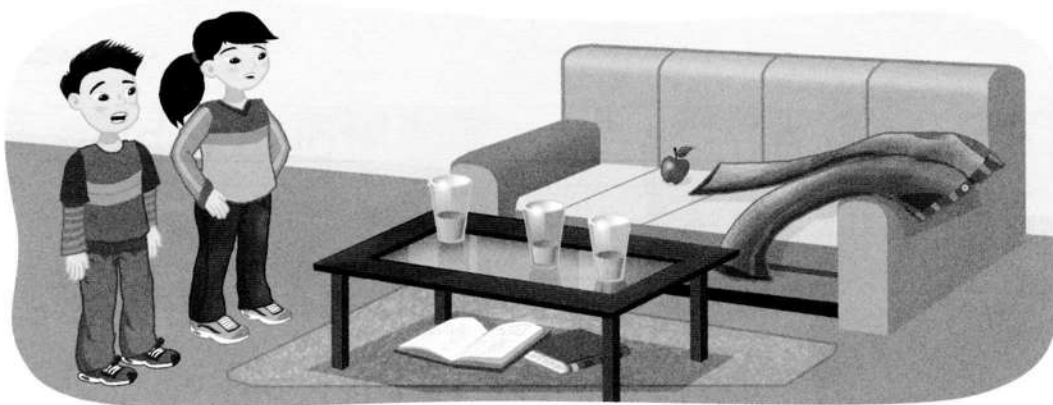
# Lesson 3 Story

## A Number.



## B Write.

table sofa clean up messy apple books



1. The living room's \_\_\_\_\_


2. Let's \_\_\_\_\_


3. There's an \_\_\_\_\_ on the \_\_\_\_\_


4. There are \_\_\_\_\_ under the \_\_\_\_\_

### C Write.

computer    sofa    books    sneakers    table    banana

1.  There are \_\_\_\_\_ under the \_\_\_\_\_

2.  There's a \_\_\_\_\_ on the \_\_\_\_\_

3.  \_\_\_\_\_  
\_\_\_\_\_ next to the \_\_\_\_\_

### D Match.



The living room's messy!

The kitchen's messy!

The bathroom's messy!

### E Write and draw.

The \_\_\_\_\_'s messy!

Let's clean up!

## Lesson 4 Numbers

### A Write.

thirty    six    twenty-five    fourteen


1. three, four, five, \_\_\_\_\_, seven

2. eleven, twelve, thirteen, \_\_\_\_\_, fifteen

3. ten, twenty, \_\_\_\_\_, forty, fifty

4. five, ten, fifteen, twenty, \_\_\_\_\_


### B Circle.



- |                                 |    |    |    |
|---------------------------------|----|----|----|
| 1. How many students are there? | 11 | 5  | 16 |
| 2. How many shoes are there?    | 14 | 11 | 22 |
| 3. How many books are there?    | 28 | 22 | 8  |

### C Draw.



6 pencils		7 pencils	
5 notebooks		10 notebooks	
3 erasers		4 erasers	
8 crayons		14 crayons	

### D Look at C. Count and write.

1. How many pencils are there?

There are thirteen pencils.

$$6 + 7 = 13$$

2. How many notebooks are there?

There are \_\_\_\_\_ notebooks.

$$5 + 10 = \underline{\quad}$$

3. \_\_\_\_\_ erasers

$$3 + \underline{\quad} = \underline{\quad}$$

4. \_\_\_\_\_ crayons

$$\underline{\quad} + \underline{\quad} = \underline{\quad}$$

# ✓ Check Up 3


## Units 5 and 6

### A Read and ✓.

1. dance



2. living room



3. drink



4. forty

40

50

14

### B Circle *True* or *False*.

1.



There's a computer behind the sofa.

True

False

2.



She's writing.

True

False

3.



There are four chairs in the kitchen.

True

False

4.



He isn't reading.

True

False

### C Unscramble and circle.

1.



he / guitar? / Is / the / playing

---

---

---

a. Yes, he is.    b. No, he isn't.

2.



there / Are / two / clocks?


---

---

---

a. Yes, there are.    b. No, there aren't.

3.



How / are / crayons / there? / many

---

---

---

a. There are twelve crayons.    b. There are twenty crayons.


### D Look at the pictures. Write.

Good idea!

Let's clean up.


1.

Let's read.



2.

The bedroom's messy.



### E Are you doing homework? Write.

---

---

---



## A Write.

sh ch th wh ph

1.



\_\_\_eel

2.



\_\_\_oto

3.



\_\_\_in

4.



\_\_\_ink

5.

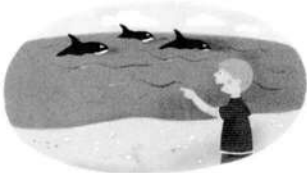


\_\_\_ell

## B Write.

chair whales phone wheel sheep three

1.



I can see \_\_\_\_\_

2.



The \_\_\_\_\_ has a \_\_\_\_\_

3.



The \_\_\_\_\_ is behind the \_\_\_\_\_

# 7 My Day

## Lesson | Time

### A Circle.

1.



twelve o'clock

two thirty

three o'clock

3.



two fifteen

twelve fifteen

one o'clock

2.



eight o'clock

one forty-five

nine thirty

4.




seven fifteen

seven thirty

six thirty

### B Draw.

1.




five o'clock

2.



twelve thirty


3.



six fifteen

### C Write.

1.




four thirty

2.



eight fifteen

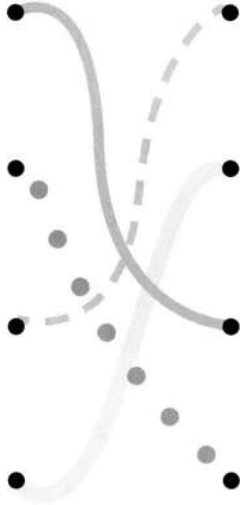
3.



nine o'clock

**D Find and write.**

1.



\_\_\_\_\_

\_\_\_\_\_

2.



\_\_\_\_\_

\_\_\_\_\_

3.



It's two o'clock.

4.




\_\_\_\_\_

\_\_\_\_\_

**E Write.**


1.



What time is it?

It's nine thirty.

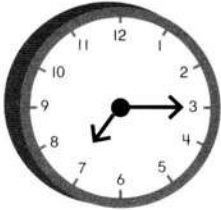
2.



What time is it?

It's

3.



\_\_\_\_\_

\_\_\_\_\_

\_\_\_\_\_

4.



\_\_\_\_\_

\_\_\_\_\_

\_\_\_\_\_

# Lesson 2 Meals

## A Unscramble.

a snack    lunch    breakfast    dinner



featsrbka

uchln

kasnc a

nrndei

## B Look at A. Write.

1. When do you eat breakfast?

I eat breakfast at seven o'clock.



2. When do you eat

We eat \_\_\_\_\_ at twelve thirty.

3.

4.

**C Write.**

	breakfast	lunch	a snack	dinner
	6:45	12:30	4:00	7:15
	7:00	12:15	3:45	7:30
You	:	:	:	:

1. When does she eat a snack?

She eats \_\_\_\_\_ at four o'clock.

2. When \_\_\_\_\_ he \_\_\_\_\_ lunch?

He eats \_\_\_\_\_ at \_\_\_\_\_

3. \_\_\_\_\_ do you \_\_\_\_\_ breakfast?

I eat \_\_\_\_\_ at \_\_\_\_\_

4. \_\_\_\_\_ you \_\_\_\_\_ dinner?


\_\_\_\_\_

\_\_\_\_\_









\_\_\_\_\_

# Lesson 3 Story

## A Number.



## B Match.

1.  Let's play, Dad! •
  - a. It's eight fifteen. It's time for bed. 
2.  Let's play, Mom! •
  - b. It's eight thirty. It's time for bed. 
3.  Let's play, Dad! •
  - c. It's nine o'clock. It's time for bed. 
4.  Let's play, Mom! •
  - d. It's nine thirty. It's time for bed. 

### C Write.

7:00 breakfast      8:30 school      12:15 lunch  
6:00 dinner      8:45 bed

1. It's seven o'clock. It's time for breakfast.

2. It's eight thirty. It's time for

3. \_\_\_\_\_ lunch.

4. \_\_\_\_\_ dinner.

5. \_\_\_\_\_ eight forty-five.

### D Write and draw.



What time is it?

It's \_\_\_\_\_

It's time for \_\_\_\_\_

# Lesson 4 Daily Routine

## A Match.



●  
●  
go to bed

●  
●  
wake up

●  
●  
come home

●  
●  
go to school

## B Read. Fill in the chart.

	wake up	go to school	come home	go to bed
		8:00	4:30	
	7:30			9:45

1. When does he wake up?

He wakes up at seven fifteen in the morning.

2. When does he go to bed?

He goes to bed at ten o'clock at night.

3. When does she go to school?

She goes to school at eight thirty in the morning.

4. When does she come home?

She comes home at four forty-five in the afternoon.

## C Connect.



She wakes up at two o'clock in the evening.  
He eats lunch at seven o'clock in the morning.



She eat a snack at nine o'clock in the evening.  
He eats a snack at three o'clock in the afternoon.



She plays the guitar at six fifteen at night.  
He eats lunch at one o'clock in the evening.



She watches TV at twelve thirty in the morning.  
He watch TV at eight thirty at night.

## D Fill in the chart. Then write.

What about you?

wake up

go to school

come home

go to bed

you	:	:	:	:
-----	---	---	---	---

1. I wake up at \_\_\_\_\_

2. I go \_\_\_\_\_ at \_\_\_\_\_

3. I come \_\_\_\_\_ at \_\_\_\_\_

4. I go \_\_\_\_\_ at \_\_\_\_\_

# 8 My Week

## Lesson 1 Subjects

### A Match.

1. P.E. \_\_\_\_


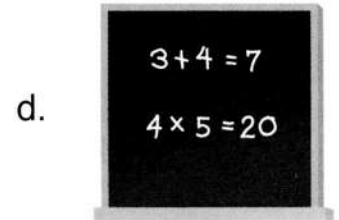
2. science \_\_\_\_

3. music \_\_\_\_

4. social studies \_\_\_\_

5. art \_\_\_\_

6. math \_\_\_\_



### B Write.



1. \_\_\_\_\_

2. \_\_\_\_\_

3. \_\_\_\_\_

4. \_\_\_\_\_

5. \_\_\_\_\_

6. \_\_\_\_\_

**C Write.**

1.



His favorite subject is P.E.

2.



Her favorite subject is

3.



**D Match and write.**

1. What's his favorite subject?



2. What's her



3.



It's music.

# Lesson 2 Classes

## A Write.

karate class

English class

swimming class

dance class

Jan



Ann



Dan



Tom



1. Jan goes to English class on Mondays.

2. \_\_\_\_\_ goes to karate class on

3. \_\_\_\_\_ Wednesdays.

4. \_\_\_\_\_

## B Connect.



**Monday**

dance class

**Wednesday**

swimming class



**Tuesday**

swimming class

**Friday**

English class

1. When does   
 he   
 go to English class?   
 she

He goes to English class on Tuesdays.   
 She goes to English class on Fridays.

2. When does she go to   
 dance class?   
 English class?

He goes to dance class on Mondays.   
 She goes to dance class on Wednesdays.

3. When does he go to   
 dance class?   
 swimming class?

He goes to dance class on Wednesdays.   
 She goes to swimming class on Tuesdays.


## C What about you? Write and draw.

I go to \_\_\_\_\_ class

on \_\_\_\_\_

# Lesson 3 Story

## A Number.



## B Match.

1. Can you play soccer? •



• Hi!



2. Hello! •



• See you!



3. Do you speak English? •



• Yes, I can.



4. Good-bye! •




• Yes, I do.




### C Write.


- 1 Hi    2 Hello    3 Do    4 do    5 can  
6 play    7 soccer    8 English    9 speak    10 Let's

1.  \_\_\_\_\_  
\_\_\_\_\_


2

2.  \_\_\_\_\_  
\_\_\_\_\_ you \_\_\_\_\_  
\_\_\_\_\_


1    3    9    8

3.  Yes, I \_\_\_\_\_  
\_\_\_\_\_

4

4.  Can you \_\_\_\_\_  
\_\_\_\_\_


6    7

5.  Yes, I \_\_\_\_\_  
\_\_\_\_\_

5    10    6

### D Draw and write.

Good-bye!  
See you!  
Bye!



# Lesson 4 Countries

## A Unscramble.

Canada      Brazil      South Korea      Egypt



1. \_\_\_\_\_  
\_\_\_\_\_

ytEpg



2. \_\_\_\_\_  
\_\_\_\_\_

othuS roKae



3. \_\_\_\_\_  
\_\_\_\_\_

andaaC




4. \_\_\_\_\_  
\_\_\_\_\_

alzrBi

## B Write.

1.



Where's she from?

She's from Canada.

2.



Where's he from?

He's from \_\_\_\_\_

3.



\_\_\_\_\_

\_\_\_\_\_

\_\_\_\_\_

4.



\_\_\_\_\_

\_\_\_\_\_

\_\_\_\_\_

# C Write.

science

Brazil

swimming class

Canada

music

karate class



1. She's from \_\_\_\_\_

2. Her favorite subject is \_\_\_\_\_

3. She goes to \_\_\_\_\_ on Tuesdays.

4. He's \_\_\_\_\_


5. His \_\_\_\_\_

6. He \_\_\_\_\_ Saturdays.

# ✓ Check Up 4

Units 7 and 8

## A Write.



Subjects

Daily Routines

Countries

1. _____ _____	3. _____ _____	5. _____ _____
2. _____ _____	4. _____ _____	6. _____ _____

## B Read and write. Then ✓.

1.



Where's he \_\_\_\_\_

He's of Egypt.

He's from Egypt.

2.



When \_\_\_\_\_ you eat dinner?

We eat dinner at six forty-five.

You eat dinner at seven forty-five.

### C Read and write.

1. When does he go to dance class?



Wednesday

He goes to dance class on Wednesdays.

2. When does he eat a snack?



4:30

---

---

---

3. What's her favorite subject?



---

---

---

4. When does she wake up?



---

---

---

### D Look at the pictures. Write.

1. What time is it?



It's eight o'clock.

---

---

---

2. Good-bye!



---

---

---



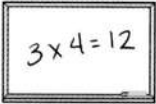



### E When do you eat a snack? Write.

---

---

---

**F** Look and write. Do the puzzle.

<p>1.</p>  <p>4                      1</p>	<p>2.</p>  <p>3                      2</p>
<p>3.</p>  <p>9                      6</p>	<p>4.</p>  <p>10</p> <p>13</p>
<p>5.</p>  <p>5                      11</p>	<p>6.</p>  <p>8                      12                      7</p> <p>14</p>



This is Christine. She's from \_\_\_\_\_.

1    2    3    2    4    2

She goes to school at 8:30 \_\_\_\_\_.

5    3                      6    7    8

\_\_\_\_\_. Her favorite subject

9    10    11    3    5    3    12

is \_\_\_\_\_.

13    1    5    8    3    1    8

\_\_\_\_\_ class on Tuesdays.

14    2    11    2    6    8

# Phonics

Bonus

## A Write.

ai/ay ea/y ue/ui y/ie



b \_\_\_\_ ch



cand \_\_\_\_



gl \_\_\_\_



j \_\_\_\_ ce



r \_\_\_\_ n



pl \_\_\_\_



cr \_\_\_\_



p \_\_\_\_

## B Write.

juice beach rain pie candy play



She can \_\_\_\_\_ in the \_\_\_\_\_



I like \_\_\_\_\_ and \_\_\_\_\_



She can eat \_\_\_\_\_ on the \_\_\_\_\_

# My Picture Dictionary

## Unit 1



---

---

---



---

---

---



---

---

---



---

---

---



---

---

---



---

---

---



---

---

---



---

---

---



---

---

---



---

---

---



---

---

---



---

---

---



---

---

---



---

---

---



---

---

---

## Unit 2



---

---

---



---

---

---



---

---

---



---

---

---



---

---

---



---

---

---



---

---

---



---

---

---



\_\_\_\_\_



\_\_\_\_\_



\_\_\_\_\_



\_\_\_\_\_



\_\_\_\_\_



\_\_\_\_\_

**Unit 3**



\_\_\_\_\_



\_\_\_\_\_



\_\_\_\_\_



\_\_\_\_\_



\_\_\_\_\_




\_\_\_\_\_



\_\_\_\_\_



\_\_\_\_\_



\_\_\_\_\_




\_\_\_\_\_



\_\_\_\_\_



\_\_\_\_\_



\_\_\_\_\_



\_\_\_\_\_

**Unit 4**



\_\_\_\_\_



\_\_\_\_\_



\_\_\_\_\_



\_\_\_\_\_



---

---

---



---

---

---



---

---

---



---

---

---



---

---

---



---

---

---



---

---

---



---

---

---



---

---

---



---

---

---

Unit 5



---

---

---



---

---

---



---

---

---



---

---

---



---

---

---



---

---

---



---

---

---



---

---

---



---

---

---



---

---

---



---

---

---



---

---

---



---

---

---



---


---

---

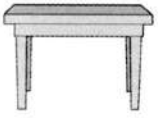
Unit 6



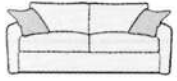
Handwriting practice lines for the word 'bed'.



Handwriting practice lines for the word 'bookshelf'.




Handwriting practice lines for the word 'table'.



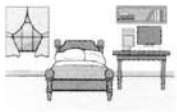
Handwriting practice lines for the word 'sofa'.



Handwriting practice lines for the word 'clock'.



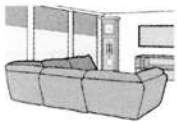
Handwriting practice lines for the word 'computer'.



Handwriting practice lines for the word 'bedroom'.



Handwriting practice lines for the word 'bathroom'.



Handwriting practice lines for the word 'living room'.



Handwriting practice lines for the word 'dining room'.

0

Handwriting practice lines for the number 0.

13

Handwriting practice lines for the number 13.

14

Handwriting practice lines for the number 14.

15

Handwriting practice lines for the number 15.

16

Handwriting practice lines for the number 16.

17

Handwriting practice lines for the number 17.

18

Handwriting practice lines for the number 18.

19

Handwriting practice lines for the number 19.

20

Handwriting practice lines for the number 20.

25

Handwriting practice lines for the number 25.

30

Handwriting practice lines for the number 30.

40

Handwriting practice lines for the number 40.

50

Handwriting practice lines for the number 50.

100

Handwriting practice lines for the number 100.

Unit 7



Handwriting practice lines for Unit 7.



---

---

---



---

---

---



---

---

---



---

---


---



---

---

---



---

---

---



---

---

---



---

---

---



---

---

---



---

---

---



---

---

---


**Unit 8**



---

---

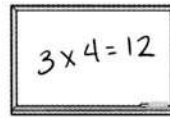
---



---

---

---



---

---

---



---

---

---



---

---


---



---

---

---



---

---

---



---

---

---



---

---

---



---

---

---



---

---

---



---

---

---



---

---

---



---

---

---

**OXFORD**  
UNIVERSITY PRESS

198 Madison Avenue  
New York, NY 10016 USA

Great Clarendon Street, Oxford, OX2 6DP, United Kingdom

Oxford University Press is a department of the University of Oxford.  
It furthers the University's objective of excellence in research, scholarship,  
and education by publishing worldwide. Oxford is a registered trade  
mark of Oxford University Press in the UK and in certain other countries

© Oxford University Press 2016

The moral rights of the author have been asserted

First published in 2016

2020 2019 2018 2017 2016

10 9 8 7 6 5 4 3 2 1

**No unauthorized photocopying**

All rights reserved. No part of this publication may be reproduced, stored  
in a retrieval system, or transmitted, in any form or by any means, without  
the prior permission in writing of Oxford University Press, or as expressly  
permitted by law, by licence or under terms agreed with the appropriate  
reprographics rights organization. Enquiries concerning reproduction outside  
the scope of the above should be sent to the ELT Rights Department, Oxford  
University Press, at the address above

You must not circulate this work in any other form and you must impose  
this same condition on any acquirer

Links to third party websites are provided by Oxford in good faith and for  
information only. Oxford disclaims any responsibility for the materials  
contained in any third party website referenced in this work

ISBN: 978-0-19-410611-5

Printed in China

This book is printed on paper from certified and well-managed sources

ACKNOWLEDGMENTS

*Cover Design:* Yin Ling Wong

*Cover Illustration:* Fernando Volken Togni

*Illustrations by:* Valentina Belloni: 4, 5, 16, 17, 26, 27, 34, 35, 46, 47, 68, 69, 78,  
79; Charlene Chua: 2; Jannie Ho: 3, 10, 11, 28, 29, 40, 43, 52, 53, 54, 55, 59,  
64, 65, 76, 77; Aga Kowalska: 8, 9, 18, 19, 30, 31, 38, 39, 48, 49, 63, 70, 71, 83;  
Anthony Lewis: 21 (bottom), 22, 41 (bottom), 42, 61 (bottom), 62, 81 (bottom),  
82 (bottom); Paul Eric Roca: 14, 15, 23, 36, 37, 50, 51, 58, 72, 73; Jomike Tejido:  
6, 7, 12, 13, 24, 25, 32, 33, 44, 45, 56, 57, 66, 67, 74, 75.

*Back Cover Photo:* Vibrant Image Studio/Shutterstock