

2nd Edition


2

Everybody

UP

Student Book

Patrick Jackson
Susan Banman Sileci



OXFORD
UNIVERSITY PRESS

198 Madison Avenue
New York, NY 10016 USA

Great Clarendon Street, Oxford, OX2 6DP, United Kingdom

Oxford University Press is a department of the University of Oxford.
It furthers the University's objective of excellence in research, scholarship,
and education by publishing worldwide. Oxford is a registered trade
mark of Oxford University Press in the UK and in certain other countries

© Oxford University Press 2016

The moral rights of the author have been asserted

First published in 2016

2020 2019 2018 2017 2016

10 9 8 7 6 5 4 3 2 1

No unauthorized photocopying

All rights reserved. No part of this publication may be reproduced, stored
in a retrieval system, or transmitted, in any form or by any means, without
the prior permission in writing of Oxford University Press, or as expressly
permitted by law, by licence or under terms agreed with the appropriate
reprographics rights organization. Enquiries concerning reproduction outside
the scope of the above should be sent to the ELT Rights Department, Oxford
University Press, at the address above

You must not circulate this work in any other form and you must impose
this same condition on any acquirer

Links to third party websites are provided by Oxford in good faith and for
information only. Oxford disclaims any responsibility for the materials
contained in any third party website referenced in this work

ISBN: 978-0-19-410590-3 Student Book

Printed in China

This book is printed on paper from certified and well-managed sources

ACKNOWLEDGMENTS

Oxford University Press would like to thank the thousands of teachers whose opinions helped to inform
the first and second editions of this series, and in particular, the following reviewers:

Yavuz Alaybeyoglu, Dilek Ozar Primary School, Bursa, Turkey; **Yama Karen Araya**,
San Patricio School, Chile; **Ayoub Ait Ali**, Ministry of Education, Casablanca, Morocco;
Carol Barrera Catalán, Hispano Chileno El Pilar, Chile; **Michael P. Bassett**, Osaka
International School, Osaka, Japan; **Paul Richard Bart**, Elephant's Memory Learning
Institute, Taichung; **Jawida Ben Aïla**, Inspector General for Education, Tunis, Tunisia;
Lucas Bohaty, Noda Gakuen Junior/Senior High School, Yamaguchi, Japan; **Clara Lee
Brown**, University of Tennessee, Knoxville, USA; **Dana Buck**, Margaret Institute of
Language (MIL), Chiba, Japan; **Tuba Ferzan Bütüner**, Best English Language Schools,
Turkey; **Roberta Calderbank**, Educational Consultant, Riyadh, Saudi Arabia; **Angel
Chang**, Li-Xing; **Shu Ping Chang**, Hao Wen, Keelung; **Phawantee Charoenwong**,
Anubanrathaburi English Program School, Ratchaburi, Thailand; **Whoisuk Jackie Che**,
Hankuk University of Foreign Studies, Seoul, Korea; **Yuwen Catherine Chen**, Eden
Language Institute, Taichung; **Yu Chenchen**, Phoenix City International School, China;
Yelling Cheng, Jimanda English School; **Young-ae Chung**, International Graduate
School of English, Seoul, Korea; **Cláudia Colla de Amorim**, Escola Móbilis, São Paulo,
Brazil; **Martisol Correa**, Colegio Gabriela Mistral, Mexico; **Grace Costa de Oliveira**,
Colégio Franciscano Nossa Senhora Aparecida, São Paulo, Brazil; **Jose Dias**, Achieve
Languages, Brazil; **Simon Downes**, Kozy Bear School, Tokyo, Japan; **Fulya Doyuran**,
Ada Şafak Koleji Sakarya, Turkey; **Liliana Drago Lanezzari**, Colegio Maria Montessori,
Piura, Peru; **Bren Duz**, Naside Halil Gelendost Primary School, Turkey; **Elaine Elia**, Escola
Caminho Aberto, São Paulo, Brazil; **Erika Estrada Yanez**, Liceo Domingo Santa Maria,
Arica, Chile; **Mark Evans**, Wisdom Bank Language School, Kaohsiung; **Fanny Fang**,
Maple Leaf International School-Dalian Elementary School, China; **Anabelle Flores**,
Universidad Tec Milenio Campus Cumbres, Mexico; **Natalia Fursova**, Take It To The Top
(TTT), Seoul, Korea; **Sean Gallagher**, Happy English Club, Inc., Nagoya, Japan; **Tania
García**, Montessori Santa Terezinha, São Paulo, Brazil; **Patricia Gazzl**, Cristo Rei School,
São Paulo, Brazil; **Yelena Grados Jauregui**, Los Rosales y Kinder Creativ, Peru; **Keith
Grehan**, Mosaic Education, Abu Dhabi, United Arab Emirates; **Canan Gunel Duran**,
Turkey; **Mariela Guzman**, Pehuen, Chile; **Anna Kyungmi Han**, EB (English Break)
Language School, Paju, Korea; **Briony Hewitt**, ILA Vietnam, Ho Chi Minh City, Vietnam;
Kelly Hsu, Kelly English School, Tainan; **Kyla KCW Huang**, Kang Ning English School,
Hsinchu; **Lilian Itzkovitch Leventhal**, Colegio L.L. Peretz, São Paulo, Brazil; **Aaron
Jolly**, Hanseo University, Seosan, Korea; **Susan Kao**, Wen-Hua Elementary School, Taipei;
Sean Pan-Seob Kim, Kangseo Wonderland, Seoul, Korea; **Goekhan Koc**, Mudanya
Ibali Cilingiroglu Ortaokulu, Mudanya, Turkey; **Charlotte Lee**, Jordan's Language School
Headquarters, Taipei; **Hsiang-pao Sarah Lin**, Lincoln International Language School,
Tainan; **David Martin**, Busy Beavers English Resources, Vancouver, Canada; **Conrad
Matsumoto**, Conrad's English House, Odawara, Japan; **Claudia Mauri**, Scuola Italiana
Paritaria Arturo Dell'Oro, Chile; **Daniel McNeill**, Yokohama YMCA, Yokohama, Japan;
Paige Mitchell, Toros Koliji, Turkey; **July Mostacero Ramirez**, Colegio Parroquial San
Antonio de Huamanga, Ayacucho, Peru; **Monica Motomura**, Achieve Languages, Brazil;
Maria de Lourdes Moyeda Ibarra, Universidad Tecnológico Campus San Nicolás, Mexico;
Tyler Noeli, King George International College, Japan; **Jayanne Jeann Oh**, ALT English
Academy, Seoul, Korea; **Ufuk Onadim**, Turkey; **Alexandra Ormston**, Connect English
School, Gifu, Japan; **Kunjuo Park**, Wizville Language Institute, Seoul, Korea; **Sung Hee
Park**, Yonsei University Graduate School of Education, Anyang, Korea; **Dennis Patterson**,
Okinawa Amicus International, Japan; **Juliana Queiroz Pereira**, Colégio Marista
Arquidiocesano and Colégio I. L. Peretz, São Paulo, Brazil; **Sandra Puccioni Katsuda**,
Colégio Montessori Santa Terezinha, São Paulo, Brazil; **Saba's Qhadi**, University of Qatar,
Doha, Qatar; **Karyna Ribeiro**, Colégio Miguel de Cervantes, São Paulo, Brazil; **Charlie
Richards**, The Learning Tree English School, Osaka, Japan; **Mark Riley**, Shane English
School, Taipei; **Polly Windsor Ruffino**, Achieve Languages by Oxford, Brazil; **John
Sanders**, Camelot English Study Centre, Tokyo, Japan; **Kaj Schwermer**, Eureka Learning
Institute, Osaka, Japan; **Monika Soens Yang**, Taipei European School, Taipei; **Jiyoon
Song**, Seoul, Korea; **Jason Stewart**, Taejeon International Language School, Daejeon,

Korea; **David Stucker**, Myojo Elementary School, Beppu, Japan; **Levent Tezel**, English Art
Dil Kursu, Bursa, Turkey; **Ana Tomazell**, Achieve Languages Americana, Brazil; **Anabel
Torres**, Universidad Autonoma de Baja California, Mexico; **Thabata Torres**, Achieve
Languages, Braganca Paulista, Brazil; **Andrew Townshend**, Natural English School,
Tokyo, Japan; **Thanaphong Udomsab**, Petchaburi Rajabhat University, Petchaburi,
Thailand; **Emel Unal**, Sakarya AcaBilim Koleji, Turkey; **Elsa Vargas**, International House
Veracruz, S.C., Veracruz, Mexico; **Alieete Mara Ventura**, Escola Carandá, São Paulo, Brazil;
Melody Weng, Taipei Municipal Jiuzhuang Elementary School, Taipei; **Necati Yalcin**,
Maltepe Askeri Lisesi, Turkey; **Ariel Yao**, Ren Da English School, Taipei; **Jee Young Yoo**,
Yonsei ELP, Wonju, Korea; **Min Jamie Zhang**, E-Trend Education, Beijing, China.

Cover Design: Yin Ling Wong

Cover Illustration: Fernando Volken Togni

Illustrations by: Charlene Chua: Ken Batelman: 18-19 (top 4 buildings, town); Charlene Chua:
2, 4 (bot.), 6 (bot.), 8, 9 (top), 12, 14, 16, 17 (top), 24, 26, 28, 29 (top), 32, 34, 36, 37 (top), 44,
46, 48, 49 (top), 52, 54 (bot.), 56, 57 (top), 64, 66 (bot.), 68, 69 (top), 72 (bot.), 74 (bot.), 76,
77 (top); Mena Dolobowsky: 84-91; Andy Elkerton: 5, 10, 11, 17 (border, bot.), 27, 33, 42,
49 (bot.), 70 (bot.), 77 (bot.); Lalena Fisher: 23, 43, 63, 83 (pen); Ken Gamage: 38 (top ice), 53
(mid., bot.), 54 (top), 55, 64 (top), 65, 66 (top), 67, 78 (top); Nathan Hale: 72 (bot.); Jannie Ho:
6 (top), 7, 13, 22, 29 (border, bot.), 35 (top, border), 45, 53 (top), 69 (border, bot.), 74 (mid.),
82; Nathan Jarvis: 3, 4 (top), 9 (border, bot.), 15, 25, 30 (bot.), 31 (top), 37 (border, bot.), 47,
57 (border, bot.), 62, 72 (top), 73, 77 (border), 81; John Kurtz: (kid drawn art) 37, 51, Project
Illus. and props: 23, 43, 63, 83; Debbie LoFaso: 23, 43, 63, 83 (origami); James Madsen: 38-39,
70-71; Julissa Mora: 7, 21, 49 (mid.), 61; Rob Schuster: 30-31 (barn, background, milk box),
58, 59, 70 (houses), 71 (chart).

Commissioned photography by: Richard Hutchings/Digital Light Source. Cover photos, Project
photos pages 23, 43, 63, 83 and all photos of kids in lower right-hand corner of pages 5, 7,
9, 11, 13, 15, 17, 19, 23, 25, 27, 29, 31, 33, 35, 37, 39, 45, 47, 49, 51, 53, 55, 57, 59, 65, 67,
69, 71, 73, 75, 77, 79 and the following articles of clothing pg. 32 (shirt, dress and pants),
pg. 34 (shorts); Gareth Boden: pg. 32 (socks), pg. 67 (booy); Paul Bricknell: pg. 34 (sneakers);
Dennis Kitchen Studio, Inc.: pg. 34 (t-shirt); David Jordan: pg. 52 (clock); Mark Mason: pg. 26
(banana), pg. 30 (milk), pg. 30 (yogurt), pg. 33 (booy), pg. 33 (girl).

We would also like to thank the following for permission to reproduce the following photographs: Pg
6: Alamy/Deyan Georgie (sick), Alamy/Wavebreak Media Ltd (tired), Shutterstock/Rob
Marrion (bored), Shutterstock/Yuliya Evstratenko (excited); Pg 11-12: irin-k/Shutterstock
(sky with daisies), BOONCHUAY PROMJAM/Shutterstock (butterfly); Pg 12: UpperCut/
OUP (doctor), Yuri Arcus/Shutterstock.com (nurse), Tetra Images/Jupiter Images (teacher),
Photodisc (student), ©Redchopsticks.com/Alamy (pilot); Somos (cook); Pg 13: Corbis/Digital
Stock (doctor), Digital Vision (nurse); Blend Images (teacher), Digital Vision (student),
Fuse/Getty Images (pilot); Photodisc (cook); Pg 14: UpperCut Images/Getty Images (police
officer), Getty Images/Jupiterimages (firefighter), Brand X Pictures/Jupiter Images (bus
driver), Corbis/Jupiter Images (soccer player); Pg 18-19: (map); Pg 18: © Cedric Lim/
AsiaPix/Corbis (student), Alamy/ Jose Luis Pelaez Inc/Blend Image (doctor), Alamy/Radius
Images (teacher), Shutterstock/Iakov Filimonov (cook); Pg 20: Yuri Arcus/Shutterstock
(nurse), Redchopsticks.com/Alamy (male pilot), Fuse/Getty Images/OUP (female pilot);
Pg 23: Oup/Corbis (scissor); Pg 24: bphillips/istockphoto (soup), Dino O./Shutterstock.com
(salad), Michele Cozzolino/Shutterstock.com (spaghetti), Creatas / Comstock (fries),
Photodisc (steak), Analia Valeria Urani/Shutterstock.com (eggs); Pg 26: Alex Starostsev/
Shutterstock.com (apple), Mark Mason/OUP (banana), Max Krasnov/Shutterstock.com
(orange), Sebastian Kaulitzki/Shutterstock.com (peach); Pg 30: Mark Mason/OUP (milk),
Mark Mason/OUP (yogurt), Gregory Gerber/Shutterstock (swiss cheese), Tetra Images/Jupiter
Image (butter); Pg 31: Imageshop/OUP (M&T), Geoff du Feu/OUP (Kathy), Claudia Rehm/
Jupiter Images (jenny), Mark Mason/OUP (sam); Pg 32: Richard Hutchings/Digital Light
Source/OUP (skirt), Richard Hutchings/Digital Light Source/OUP (dress), maxstockphoto/
Shutterstock (skirt), Richard Hutchings/Digital Light Source/OUP (pants), Gareth Boden/
OUP (socks), Rick's Photography/Shutterstock (shoes); Pg 33: Mark Mason/OUP (booy), Mark
Mason/OUP (girl i skirt), Digital Vision/Getty Images (boy in socks), JGI/Jamie Grill/Jupiter
Images (girl in dress); Pg 34: Photodisc/OUP (cap), Dennis Kitchen Studio, Inc./OUP (T-shirt),
Richard Hutchings/Digital Light Source/OUP (shorts), Paul Bricknell/OUP (sneakers); Pg 38:
Getty Images/liquidlibrary/Jupiterimages (hat), Evsd2004/istockphoto (coat), Brian Chase/
Shutterstock (sweater texture), Ingvald Kaldhussater/Shutterstock (boots); Pg 39: Microfanova/
Shutterstock (sweater texture); Pg 40: Creatas/Comstock/OUP (fries), Photodisc/OUP (steak),
Analia Valeria Urani/Shutterstock (eggs), maxstockphoto/Shutterstock (skirt), Richard
Hutchings/Digital Light Source/OUP (dress), Photodisc/OUP (cap), Getty Images/liquidlibrary/
Jupiterimages (hat), Ingvald Kaldhussater/Shutterstock (boots), Rick's Photography/
Shutterstock (shoes), Mark Mason/OUP (milk), Mark Mason/OUP (yogurt), Tetra Images/
Jupiter Images (butter); Pg 43: Leszek Czerwonka/Shutterstock (gingham), Oup/Corbis
(scissor); Pg 44: Mark Edward Atkinson/Blend Images/Jupiter Images (read), JGI/Blend
Images/Jupiter Images (write), Masterfile (Royalty-Free Div.) (draw), Deborah Jaffe/Jupiter
Images (talk), Oppenheim Bernhard/Jupiter Images (sing), BOLD STOCK/AGEFotostock
(dance); Pg 46: Masterfile (Royalty-Free Div.) (eat), Pixland/Jupiterimages (drink), Photodisc
(sleep), Celia Peterson/Getty Images, pg. 42 (play); Pg 50: Masterfile (Royalty-Free Div.) (play
the guitar), Corbis Super RF/Alamy (listen to music), OJO Images Ltd/Alamy (watch tv), Jamie
Grill/Jupiter Images (do homework), George Doyle/Jupiter Images (boy playing guitar), Ariel
Skellery/AGEFotostock (girls listening to mp3 player), Jose Luis Pelaez, Inc/AGEFotostock
(girls watching television), Jose Luis Pelaez, Inc/AGEFotostock (girl doing homework), Oup/
Corbis (scissor), Shutterstock/Mega Pixel (glue), Evdokimov Maxim/Shutterstock (buttons
on left), Nik Merkulov/Shutterstock (buttons on right), optimarc/Shutterstock (ribbon),
Pg 50-51: sorendis/Getty Images (wooden gain); Pg 51: Image Source/Jupiter Images (boy
writing in a notebook), Corbis Super RF/Alamy (boy listen to music), Inc/AGEFotostock (girls
watching television), Brand X Pictures/Jupiterimages (girl holding microphone), George
Doyle/Jupiter Images (boy playing guitar), Masterfile (Royalty-Free Div.) (girl playing guitar),
MBJ / Alamy (brother/sister eating lunch), TOPIC PHOTO AGENCY IN/AGEFotostock (girls
reading), Pattaporn/Shutterstock (dotted paper); Pg 52: Mouse in the House/Alamy (bed),
BUILT Images/Alamy (book shelf), Simon Krzic/istockphoto (table), fckncg/Shutterstock.com
(sofa), David Jordan/OUP (clock), Tetra Images (computer); Pg 58-59: srxnz/Shutterstock
(math symbols); Pg 60: Oppenheim Bernhard/Jupiter Images (boy singing), Mark Edward
Atkinson/Blend Images/Jupiter Images (boy reading), Mouse in the House/Alamy (bed),
fckncg/Shutterstock (sofa), Masterfile (Royalty-Free Div.) (girl with guitar), OJO Images
Ltd/Alamy (boy watching TV), Pixland/Jupiterimages (boy drinking), Photodisc/OUP (boy
sleeping), Corbis Super RF/Alamy (boy with headphones); Pg 63: Oup/Corbis (scissor); Pg 67:
Gareth Boden/OUP (booy), Photodisc/OUP (girl); Pg 70: Alamy/Fotostock (boy wakes up), Roy
McMahon/Corbis (schoolgirl), KOICHI SATO/a. collection RF (boy waving), Shutterstock/
Mega Pixel (boy in bed); Pg 71: Alan Bailey/Rubberball/Jupiter Images (booy); Pg 75: Photodisc
(girl), Photodisc (booy); Pg 78-79: ©kak2s/Shutterstock.com (globe background); Pg 79:
dimages/Alamy (Ali), Banana Stock/AGEFotostock (Becky), TongRo Image Stock/Alamy
(Hee Young), Caterina Bernardi/Jupiter Images (Bruno); Pg 83: Oup/Corbis (scissor); Back
Cover: Vibrant Image Studio/Shutterstock.

Musik by: Julie Gold, Red Grammer, Troy McDonald and Devon Thigard, and Ilene Weiss.

Dedicated to my family, with love and thanks. —Patrick

For my incredible family—Riccardo, Audrey, and Nataha. —S.B.S.

Table of Contents

Welcome	2
Unit 1 How We Feel	4
Unit 2 In Town	12
Check Up 1	20
Phonics 1	22
Project 1	23
Unit 3 Things to Eat	24
Unit 4 Things to Wear	32
Check Up 2.....	40
Phonics 2	42
Project 2	43
Unit 5 Things to Do	44
Unit 6 Home	52
Check Up 3.....	60
Phonics 3	62
Project 3	63
Unit 7 My Day	64
Unit 8 My Week	72
Check Up 4.....	80
Phonics 4	82
Project 4	83
YLE Practice	84
Syllabus	92
Word List	94



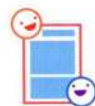
Class Audio CD



Group/pair work



Video



Poster

Welcome

A Listen, read, and say.

1.



My name is Danny.
I'm eight. I have a
sister. I like green.
I like pizza. I don't
like green pizza!

Danny

2.



I'm Emma. I'm
eight. I have a
brother and a sister.
This is my backpack.
I like my backpack.

Emma

3.



My name is Julie.
I'm nine. I have
two brothers.
I can play soccer.
I like soccer.

Julie

4.



I'm Mike. I'm nine.
I have a brother.
I have a bike.
I like my bike.
It's fast!

Mike

B What about you? Talk with your classmates.

C Sing. 

Sunday

Monday

Tuesday

Wednesday

Thursday

Friday

Saturday

Saturday

Friday

Thursday

What Day Is It Today?

Sunday, Monday, Tuesday,
Wednesday, Thursday,
Friday, Saturday.
What day is it today?

It's Wednesday. Wednesday.
It's Wednesday. Wednesday.
It's Wednesday.
It's Wednesday today!

Sunday

Monday

Tuesday

Today is Wednesday.

Thursday

Friday

Saturday

Sunday

Monday

D Listen, point, and say. 

1.



Read.

2.



Write.

3.



Spell.

4.



Come to the board.

5.



Open your book.

6.









Close your book.

1 How We Feel

Lesson 1 Feelings

A Listen, point, and say.



1  happy	2  sad	3  hot	4  cold	5  hungry	6  thirsty
---	---	---	--	--	---

B Listen and number.



C Listen and say. Then practice. 

I'm **happy**. I'm not **sad**.

I'm = I am



1. 
2. 
3. 
4. 
5. 
6. 

D Listen, ask, and answer. Then practice.  

Are you **happy**? Yes, I am.
No, I'm not.



Who's hungry?
Ask your friends.

E Look at B. Point, ask, and answer. 

Are you thirsty?

Yes, I am.



Lesson 2 Feelings

A Listen, point, and say.



sick



tired



bored



excited

B Listen and say. Then practice.

He's |
She's | **sick.**

He's = He is
She's = She is



C Listen, ask, and answer. Then practice.



Is		he she		sick?	Yes,		he she		is.

isn't = is not

-
-
-
-

D Sing.



He's Excited

He's excited.

Is he sick? No.

He's excited.

Is he tired? No.

He's excited.

Is he bored? No!

He isn't bored.

He's excited. He isn't bored.



E Act. Ask and answer.



Is she tired?

Yes, she is.



Act excited!
Show the class.



A Talk about the pictures. Then listen and read.



Are You OK?



Value

Be kind.

B Listen and number. 



C Sing. 

Are You OK?

Oops. Ouch!
 What's wrong? Are you OK? Are you OK?
 What's wrong? Are you OK? Are you OK?
 Ouch! My leg hurts. Ouch! My leg hurts.
 Are you OK? Are you OK?
 Ouch! I think so. Oh! I think so. Yes! I think so. Thanks!



D Listen and say. Then act.  



Ouch!
 What's wrong?
 My leg hurts.

leg



2 hand




3 finger


Look at **(A)**.
 Who needs help?



Lesson 4 The Senses



A Watch the video. 

B Listen, point, and say. 

 <p>1 see</p>	 <p>2 hear</p>	 <p>3 smell</p>	 <p>4 taste</p>	 <p>5 touch</p>
---	--	---	--	---

C Listen, ask, and answer. Then practice.  

What can | he | she | see? He | She | can see a bird.









- a ball
- a car
- a doll
- a kite
- juice
- a bird
- a dog
- a flower
- ice cream
- pizza

D Listen. Fill in the charts.












- a bus
- a flower
- bread
- a dog
- a pen
- pizza



					
	✓				
					
					





Watch the video. What can you see?

E Look at **D**. Point, ask, and answer.

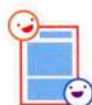


What can she see?

She can see a pen.



F Look at the poster. Talk about it.



2 In Town

Lesson 1 Jobs

A Listen, point, and say. 



B Listen and number. 



Lesson 2 Jobs

A Listen, point, and say.



1 police officer



2 firefighter



3 bus driver



4 soccer player

B Listen and say. Then practice.



They're **police officers**. They aren't **firefighters**.

They're = They are
aren't = are not

police officers **s** firefighters **s** bus drivers **s** soccer players **s**



C Listen, ask, and answer. Then practice.



Are they **police officers**? Yes, they are.
 No, they aren't. They're **firefighters**.



D Sing.

Are They Firefighters?

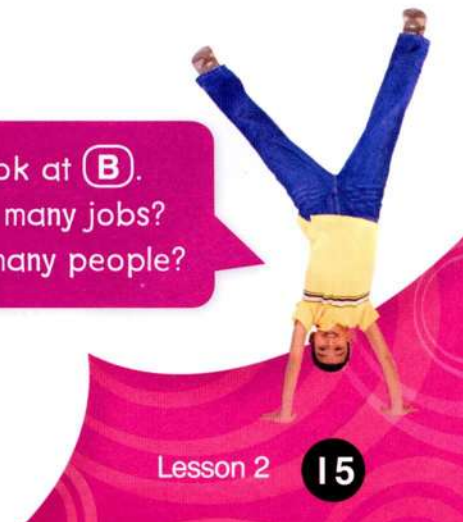
Are they firefighters? No, they aren't.
 Are they police officers? Yes, they are.
 They're police officers.
 They're police officers.
 They aren't firefighters.

E Draw and write. Show and tell.

They're firefighters.




Look at **(B)**.
 How many jobs?
 How many people?



A Talk about the pictures. Then listen and read.




Oh, Danny



Look at me. I like trees!

Danny, be careful!



Whoa!


Oh, no!



Excuse me. May I borrow your phone?

Sure. Here you are.

Thanks.



She's a firefighter!

Oh, Danny.

I'm sorry, Mom.

Value
Be careful.

B Listen and circle ✓ or X. 



C Sing.  

May I Borrow Your Phone?

Excuse me. May I borrow your phone?

Sure. Here you are.

Thanks!

You're welcome!

Please may I borrow your phone?

Sure! Here you are.



D Listen and say. Then act.  

Excuse me. May I borrow your phone?

Thanks.

Sure. Here you are.



phone



pen



marker

Look at **A**.
What's wrong?



Lesson 4 Places



A Watch the video.



B Listen, point, and say.



1 hospital	2 school	3 home	4 restaurant
--------------------------	------------------------	----------------------	----------------------------

C Listen, ask, and answer. Then practice.



Where's the **doctor**?
He's | She's | at the **hospital**.

Where's = Where is
He's = He is
She's = She is

at home at **the** hospital
at school at **the** restaurant



D Listen and ✓.



1.			✓		
2.					
3.					
4.					

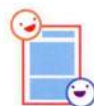
E Look at D. Ask and answer.



Where's the nurse?

She's at the restaurant.

F Look at the poster. Talk about it.



Watch the video.
How many places
can you see?



✓ Check Up 1

Units 1 and 2

A Listen and circle.



1.   2.   3.  
4.   5.   6.  

B Read and ✓.

1. Is he sick?



Yes, he is.



No, he isn't.

2. Are they firefighters?



Yes, they are.



No, they aren't.

3. Where's the teacher?



He's at the restaurant.



He's at school.

4. Is she a doctor?



Yes, she is.



No, she isn't. She's a pilot.

C Write.

1. Where's the cook?

She's at the restaurant.

2. Are _____ hot? Yes, I _____

3. What _____ he see?

He can _____ a pizza.

4. Are you hungry? No, _____ not.



D Listen and write. Then act.



1. Ouch! _____ My leg hurts.

2. Excuse me. May I borrow your phone? _____ Thanks.

E What can you do? Read and ✓.

I can talk about...							
feelings	<input type="checkbox"/>	<input type="checkbox"/>	<input type="checkbox"/>	jobs	<input type="checkbox"/>	<input type="checkbox"/>	<input type="checkbox"/>
the senses	<input type="checkbox"/>	<input type="checkbox"/>	<input type="checkbox"/>	places	<input type="checkbox"/>	<input type="checkbox"/>	<input type="checkbox"/>
Value I can be kind.	<input type="checkbox"/>	<input type="checkbox"/>	<input type="checkbox"/>	Value I can be careful.	<input type="checkbox"/>	<input type="checkbox"/>	<input type="checkbox"/>

Phonics

Bonus

A Listen, point, and say.



cave

C

cub



girl



g

game



jam

j

jug



hippo

h

hose



king



k

kitten



6

six

x

box



B Look at **A**. Point and read with your partner.



C Listen and read.



1.



The girl is in the cave.

2.



The hippo is on the jug.

3.




I can see six kittens.

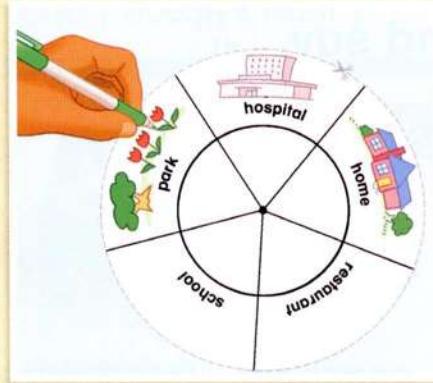
Project

Spinner

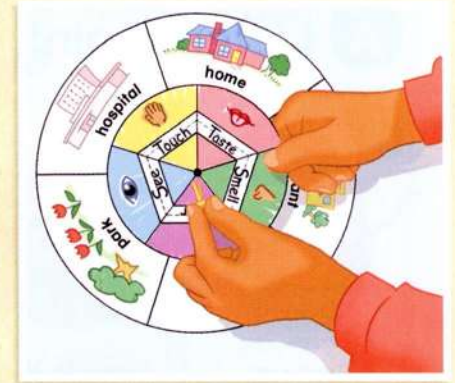
A Make a spinner.



1. Write the five senses.



2. Draw and color the places.



3. Cut out the circles. Put the circles together.

B Listen. Then use your spinner and talk.



1

What can you smell at the restaurant?


I can smell pizza.



2

What can you see at the hospital?

I can see a doctor.



see hear smell taste touch
hospital school home restaurant park



Tip

Be creative! Use lots of words.

Home-School Link

What can people in your family see, feel, smell, taste, or touch? Take your spinner home. Use it with your family.



3 Things to Eat

Lesson 1 Food

A Listen, point, and say.



1



soup

2



salad

3



spaghetti

4



french fries

5



steak

6



eggs


B Listen and number.



C Listen and say. Then practice.  43

I	want	soup.	He	wants	soup.
	don't want		She	doesn't want	


don't = do not
doesn't = does not



D Listen, ask, and answer. Then practice.  44 

What do you want?	I want	soup.
What does	he	want?
	she	
	He	wants
	She	soup.



E Look at B. Point, ask, and answer. 

What does he want?

He wants steak.

I want spaghetti.
What do you want?



Lesson 2 Fruit

A Listen, point, and say.



1



apple

2



banana

3



orange

4



peach


B Listen and say. Then practice.



I | have | apples.
I | don't have |

He | has | apples.
She | doesn't have |


don't = do not
doesn't = does not



C Listen, ask, and answer. Then practice.



Do you have apples ?	Yes, I do. No, I don't.						
Does <table border="1"> <tr> <td>he</td> <td>she</td> </tr> </table> have apples ?	he	she	Yes, <table border="1"> <tr> <td>he</td> <td>she</td> </tr> </table> does. No, <table border="1"> <tr> <td>he</td> <td>she</td> </tr> </table> doesn't.	he	she	he	she
he	she						
he	she						
he	she						



D Sing.



Does She Have Apples?

Does she have apples?	Yes, she does.
Does she have peaches?	Yes, she does.
Does she have oranges?	Yes, she does.
Does she have bananas?	No, she doesn't.

E Draw pictures. Ask and answer.



Does she have oranges? No, she doesn't.

What fruit does your friend want? Ask and answer.





Lesson 3 Story

A Talk about the pictures. Then listen and read.



Yes, Please



Value
Be polite.

B Listen and circle ✓ or ✗.  50



C Sing.  51


Do You Want an Apple?



Do you want an apple?
Yes! No!

Excuse me? Excuse me?


Do you want an apple?
Yes, please! No. No, thank you!

D Listen and say. Then act.  52 


Do you want an apple?

Yes, please.


No, thank you.

1 

apple

2 

banana

3 


peach


I like apples. What about you?






Lesson 4 Dairy Products



A Watch the video. 

B Listen, point, and say.  53

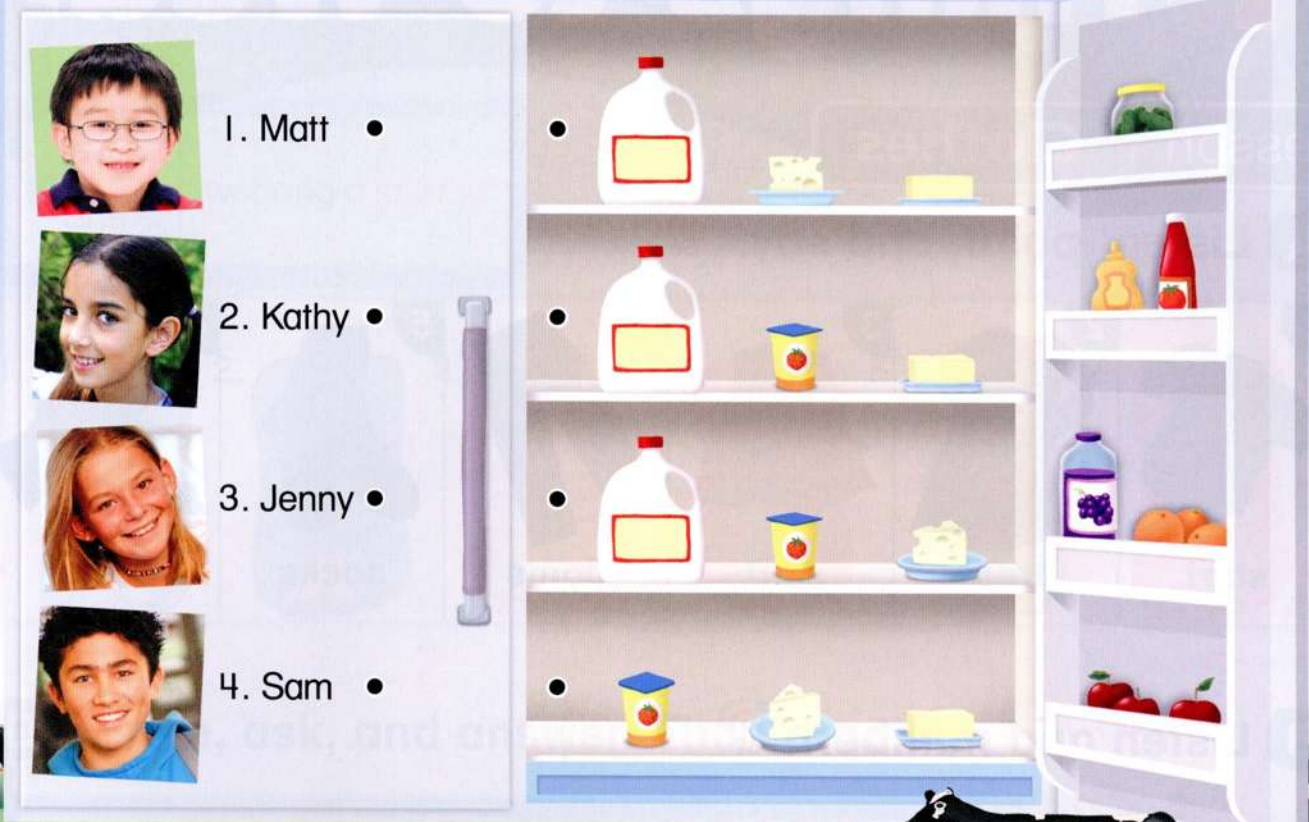



C Listen, ask, and answer. Then practice.  54 

Do you like **milk**? Yes, I do.
No, I don't. don't = do not




D Listen and match.  55







1. Matt •




2. Kathy •



3. Jenny •



4. Sam •

**E What about you and your partner?
Ask and answer. Fill in the chart.** 

Do you like cheese?


•

Yes, I do.

	Me	My Partner
milk		
cheese		
yogurt		
butter		

Watch the video.
What food do you want? Draw and tell your friend.



F Look at the poster. Talk about it. 

4 Things to Wear


Lesson 1 Clothes

A Listen, point, and say.



1  shirt	2  dress	3  skirt	4  pants	5  socks	6  shoes
---	---	---	---	---	---

B Listen and number.



C Listen and say. Then practice.



He's | She's | wearing a **shirt**.

He's = He is
She's = She is

a shirt a dress
a skirt pants
socks shoes



D Listen, ask, and answer. Then practice.



What's | he | she | wearing?

He's | She's | wearing a **white shirt** and **gray pants**.

What's = What is



What's your friend wearing?

E Look at B. Point, ask, and answer.



What's he wearing?

He's wearing a yellow shirt and green pants.



Lesson 2 Clothes

A Listen, point, and say. 60

<p>1</p>  <p>cap</p>	<p>2</p>  <p>T-shirt</p>	<p>3</p>  <p>shorts</p>	<p>4</p>  <p>sneakers</p>
---	---	---	--

B Listen and say. Then practice. 61

I'm	wearing	a cap.
We're		caps.

I'm = I am
We're = We are

- a cap caps
- a T-shirt T-shirts
- shorts sneakers


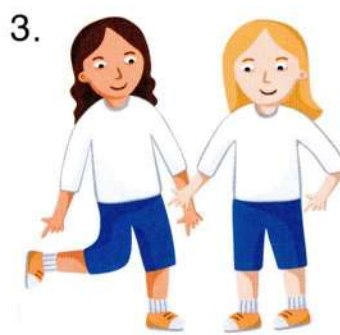


C Listen, ask, and answer. Then practice.



What are you wearing?

I'm | wearing | a red cap | and green shorts.
We're | wearing | red caps | and green shorts.



D Sing.



I'm wearing a blue T-shirt.
I'm wearing orange shorts.
I'm wearing green sneakers
and a red cap on my head.



E Talk with your classmates.
Ask and answer.



What's your teacher wearing? Tell your friend.

What are you wearing?


I'm wearing a black T-shirt and white shorts.



A Talk about the pictures. Then listen and read.



Where's Mom?



Value

Be safe.

B Listen and number. 



C Sing. 

What's Your Phone Number?

What's your phone number?
 Ring-a-ling-a-ling. Ring-a-ling-a-ling.
 555-4321.
 Ring-a-ling-a-ling-a-ling-ling.

D Listen and say. Then act.  

What's your phone number?
 It's 829-3071.

829-3071

2

462-8153

3

697-3945

Look at **(A)**.
 What does Julie want?



Lesson 4 Clothes



A Watch the video.

B Listen, point, and say. 68



hat

coat

sweater

boots

C Listen, ask, and answer. Then practice. 69

Is	he she	wearing a hat ?	Yes,	he she	is.
			No,	he she	isn't.

isn't = is not

- a hat
- a coat
- a sweater
- boots



D Look at the pictures. Write ✓ or X.



Hat				
Coat				
Sweater				
Boots				
Shorts	✓			
Sneakers				
T-shirt				
Dress				

E Look at **D**. Ask and answer. 

Is he wearing a sweater?

No, he isn't.
He's wearing a T-shirt.

F Look at the poster. Talk about it. 


Watch the video.
What is Ben wearing? Why?



✓ Check Up 2

Units 3 and 4


A Listen and circle.



B Read and ✓.

1. What's he wearing?

He's wearing pants.



2. Does she have bananas?

No, she doesn't.




3. What do you want?

I want eggs.



4. What are you wearing?

We're wearing blue shorts
and orange sneakers.



C Write.

1. Does _____ like milk? Yes, she _____

2. What is she _____ She's wearing
a blue _____ and yellow shorts.

3. _____ he want eggs?
Yes, he _____

4. What _____ he want? He _____ spaghetti.



D Listen and write. Then act.  

1. Do you want an apple? Yes, _____ No, _____

2. What's your phone number? It's _____

E What can you do? Read and ✓.

I can talk about...							
							
food	<input type="checkbox"/>	<input type="checkbox"/>	<input type="checkbox"/>	dairy products	<input type="checkbox"/>	<input type="checkbox"/>	<input type="checkbox"/>
fruit	<input type="checkbox"/>	<input type="checkbox"/>	<input type="checkbox"/>	clothes	<input type="checkbox"/>	<input type="checkbox"/>	<input type="checkbox"/>
Value I can be polite.	<input type="checkbox"/>	<input type="checkbox"/>	<input type="checkbox"/>	Value I can be safe.	<input type="checkbox"/>	<input type="checkbox"/>	<input type="checkbox"/>

Phonics

Bonus

A Listen, point, and say.  72



black

bl

blob



clock

cl

clam



flag

fl


fly



brush

br

bread



crib

cr

crayon



frog

fr

friend



B Look at **A**. Point and read with your partner. 

C Listen and read.  73

1.



This clam is black.

2.



My friend likes bread.

3.



The flag is in the crib.

Project

Menu

A Make a restaurant menu.



1. Draw the food.



2. Color the food.



3. Write the names of the food.

B Listen. Then play "My Restaurant."



What do you want?

Do you want french fries?

I want spaghetti, please.

Yes, please.



Home-School Link

What does your family like to eat?
Take your menu home. Play "My Restaurant" with your family.

Tip

Show the pictures.
Talk about your menu.

5 Things to Do

Lesson 1 Actions

A Listen, point, and say.



1	2	3	4	5	6
read	write	draw	talk	sing	dance

B Listen and number.



C Listen and say. Then practice.



I'm	I'm not
He's reading.	He isn't writing.
She's	She isn't

I'm = I am
 He's = He is
 She's = She is
 isn't = is not

reading
 writing
 drawing
 talking
 singing
 dancing



D Listen, ask, and answer. Then practice.



What are you doing?	I'm reading.
What's he/she doing?	He's/She's reading.

What's = What is



E Look at B.


Point, ask, and answer.



What's he doing?

He's writing.

What can your friend do? Ask and answer.



Lesson 2 Actions

A Listen, point, and say.



eat

drink

sleep

play

B Listen and say. Then practice.

We're | eating. We | aren't drinking.
 They're | They |

We're = We are
 They're = They are
 aren't = are not




eating drinking
 sleeping playing

C Listen, ask, and answer. Then practice.



What are | you | they | **doing?** We're | They're | **eating.**



D Sing.



What Are You Doing?

What are you doing?

I am playing. I'm not sleeping.

I'm playing now.



What are they doing?

They are eating. They aren't drinking.

They're eating now.



E Draw pictures. Ask and answer.



What are they doing?

They're eating.



Look at **(A)**.
Act out the actions!



Lesson 3 Story

A Talk about the pictures. Then listen and read.



Let's Play!



Value
Be nice.

B Listen and circle ✓ or X.



C Sing.



We're Playing!

What are you doing?

I'm playing.

Can I play, too?

Good idea! Let's play!

Let's play!

We're playing! We're playing!



What are they doing?

They're dancing.

Can we dance, too?

Good idea! Let's dance!

Let's dance!

We're dancing! We're dancing!



D Listen and say. Then act.



Let's play!

Good idea!



play



eat




dance

What games do you play? How about your friend?




Lesson 4 Activities



A Watch the video. 

B Listen, point, and say. 



C Listen, ask, and answer. Then practice.  

Is

he
she

 playing the guitar?

Yes,

he
she

 is.

No,

he
she

 isn't.

Are they playing the guitar?


Yes, they are.
No, they aren't.

isn't = is not
aren't = are not


playing the guitar
listening to music
watching TV
doing homework



My Collage

D Listen and number. 




E Look at **D**. Point, ask, and answer. 

Are they reading?

No, they aren't.
They're watching TV.

Watch the video. What activities do you like?
Draw a picture.

F Make a collage. Show and tell. 

He's eating.

G Look at the poster. Talk about it. 



6 Home

Lesson 1 Things at Home

A Listen, point, and say.



1



bed

2



bookshelf

3



table

4



sofa

5



clock

6



computer

B Listen and number.



C Listen and say. Then practice.



There's a **bed** next to the **bookshelf**.

There's = There is



D Listen, ask, and answer. Then practice.



Is there a **bed** next to the **bookshelf**?
 Yes, there is.
 No, there isn't.

isn't = is not



E Look at B.

Point, ask, and answer.



What do you want in your home?

Is there a table in front of the bookshelf?

Yes, there is.



Lesson 2 Rooms

A Listen, point, and say. 



bedroom

bathroom

living room

kitchen

B Listen and say. Then practice. 

There's **one bed** | in the **bedroom**.
 There are **two beds** |

There's = There is

beds clocks chairs sofas bookshelves tables



C Listen, ask, and answer. Then practice.

23



Are there **two beds** in the **bedroom**?

Yes, there are.

No, there aren't.

aren't = are not



D Sing.

24

Are There Beds in the Bedroom?

Are there beds in the bedroom?

Yes, there are.

Are there chairs in the kitchen?

Yes, there are.

Are there bookshelves in the living room?

Yes, there are.

Are there bikes in the bedroom?

No, there aren't.

Are there sofas in the kitchen?

No, there aren't.

Are there beds in the bathroom?

No, there aren't.

E What about your home?

Ask and answer.



Are there two beds
in your bedroom?

Yes, there are.


Draw your bedroom.
Talk about it with
your friend!



Lesson 3 Story

A Talk about the pictures. Then listen and read.

25



Be helpful.

B Listen and number.  26



C Sing.  27

Let's Clean Up

The living room's messy!
 Let's clean up. OK!
 We have fingers. We have hands.
 We can clean up. Yes, we can.
 The living room's messy!
 Let's clean up. OK!



D Listen and say. Then act.  28 

The living room's messy!

Let's clean up.



living room



bathroom




classroom

What places do you clean up?



Lesson 4 Numbers



A Watch the video.



B Listen, point, and say.



0 zero	1 one	2 two	3 three	4 four
5 five	6 six	7 seven	8 eight	9 nine
10 ten	11 eleven	12 twelve	13 thirteen	14 fourteen
15 fifteen	16 sixteen	17 seventeen	18 eighteen	19 nineteen
20 twenty	25 twenty-five	30 thirty	40 forty	50 fifty
60 sixty	70 seventy	80 eighty	90 ninety	100 one hundred


C Listen, ask, and answer. Then practice.



How many **pencils** are there? There are **24 pencils**.



D Count and write. Then listen and check.



8 red pencils
 ___ blue pencils
 + ___ yellow pencils

 = ___ pencils

___ pink books
 ___ orange books
 + ___ green books

 = ___ books

E Look at **D**. Ask and answer.

How many red pencils are there?

There are eight red pencils.

Watch the video. How many people are there?

F What about your classroom? Make a chart. Ask and answer.

Name	Books	Pencils

G Look at the poster. Talk about it.



✓ Check Up 3

Units 5 and 6

A Listen and circle.



1.  
2.  
3.  
4.  
5.  
6.  

B Read and ✓.

1. What are they doing?



- They're eating.
- They're drinking.

2. Are there three tables in the bathroom?



- Yes, there are.
- No, there aren't.

3. Is he listening to music?



- Yes, he is.
- No, he isn't.

4. What's he doing?



- He's reading.
- He's writing.

C Write.

1. Is there a clock _____ the computer?


Yes, _____ is.

2. _____ they doing their homework?

No, they _____

3. How many books are _____

There _____ ten books.



D Listen and write. Then act.



1. Let's play!

2. The living room's messy!

OK.

E What can you do? Read and ✓.

I can talk about...



actions

activities

things at home



rooms

numbers

Value

I can be nice.

Value

I can be helpful.

Phonics

Bonus

A Listen, point, and say.



sheep

sh

shell



chair

ch

chin



3

three

th

think



whale

wh

wheel



phone

ph



photo

B Look at **A**. Point and read with your partner.



C Listen and read.



1.



The sheep is on the chair.

2.



The whale has a wheel.

3.




There are three phones.


Project

Model Room


A Make a model room.



1. Color the room.



2. Make the room.



3. Put the people in the room.

B Listen. Then talk about your model room.



What's he doing?

He's drinking.

Is there a sofa in front of the bookshelf?

Yes, there is.



Tip

Show the room.
Then talk about it.

Home-School Link

Do you have your own bedroom? What's in it?
What about the other people in your family?
Talk about your room with your family.

7 My Day

Lesson 1 Time

A Listen, point, and say.



1



1:00

one o'clock

2



1:15

one fifteen

3



1:30

one thirty

4



1:45

one forty-five

5



2:00

two o'clock

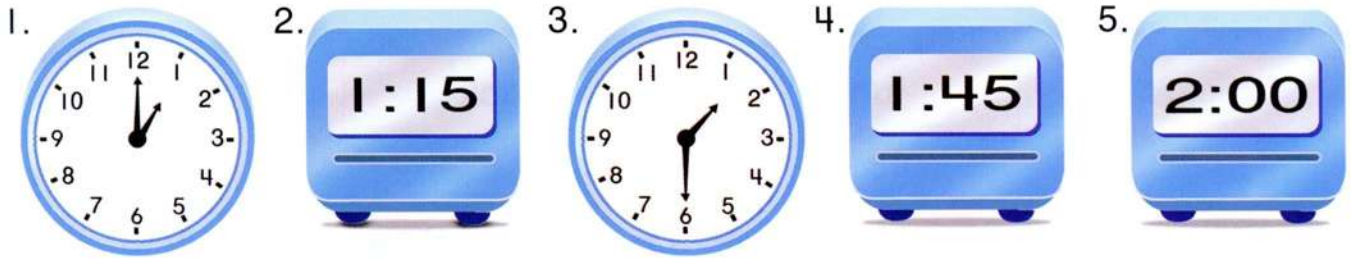
B Listen and number.



C Listen and say. Then practice.

It's **one** o'clock.
It's **one fifteen.**

It's = It is



D Listen, ask, and answer. Then practice.

What time is it? It's **one** o'clock.
It's **one fifteen.**



E Look at B.

Point, ask, and answer.



What time is it now?
Draw a clock and
tell your friend.


What time is it?

It's eleven o'clock.



Lesson 2 Meals

A Listen, point, and say.



B Listen, ask, and answer. Then practice.



When do you eat **breakfast**? I | We | eat **breakfast** at **seven o'clock**.

a snack



C Listen, ask, and answer. Then practice.



When does

he
she

 eat **breakfast**? He She

He
She

 eats **breakfast** at **seven o'clock**.

	1 7:00 	2 12:30 	3 4:15 	4 7:45
	5 7:00 	6 12:45 	7 4:30 	8 6:15

D Sing.



When Do You Eat Breakfast?

When do you eat breakfast?

I eat breakfast at 7:15.

I like eggs and juice.

When do you eat lunch?

I eat lunch at 1:00.

I like soup and salad.

When do you eat dinner?

I eat dinner at 6:45.

French fries and spaghetti!



E What about you and your partner?

Ask and answer.



When do you eat breakfast? Talk with your friend.

When do you eat lunch?


I eat lunch at one o'clock.



A Talk about the pictures. Then listen and read.



Time for Bed



Value
Be healthy.

B Listen and circle ✓ or X.  46



C Sing.  47

What Time Is It?




Wake up!
 What time is it?
 It's time for school.
 Wake up!
 It's seven thirty.
 It's time for school.

Good night.
 What time is it?
 It's time for bed.
 Good night.
 It's nine fifteen.
 It's time for bed.



D Listen and say. Then act.  48 



Look at (A).
 What is Mike doing
 at eleven o'clock?



Lesson 4 Daily Routine



A Watch the video.

B Listen, point, and say.



wake up



go to school



come home



go to bed

C Listen, ask, and answer. Then practice.

When does

he
she

 wake up?

He | She | wakes up at seven o'clock in the morning.

wake → wakes
go → goes
come → comes



in the morning



in the afternoon




in the evening

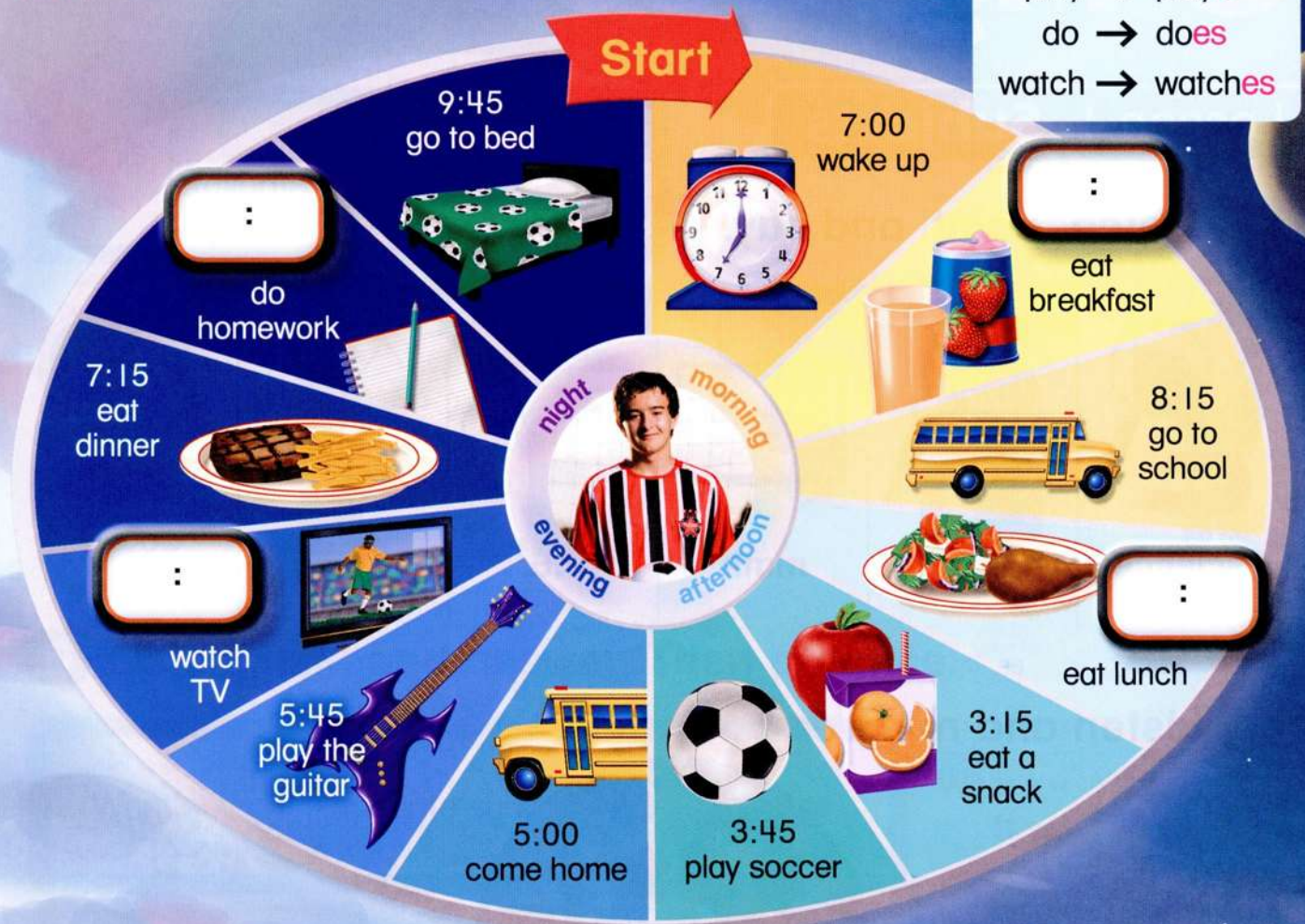



at night



D Listen, point, and say. Write. 

eat → eats
 play → plays
 do → does
 watch → watches




E Look at **D**. Play the game. 

When does he wake up?

He wakes up at seven o'clock in the morning.

Watch the video.
 What are the girls doing at 10:30 at night?

F What about you? Ask and answer. 

When do you come home?

I come home at three thirty in the afternoon.

G Look at the poster. Talk about it. 

8 My Week

Lesson 1 Subjects

A Listen, point, and say.



1 science	2 art	3 math	4 P.E.	5 music	6 social studies
------------------	--------------	---------------	---------------	----------------	-------------------------

B Listen and number.



1

2

3

4

5

6

C Listen and say. Then practice. 

His | Her | favorite subject is **science**.



D Listen, ask, and answer. Then practice.  

What's | his | her | favorite subject? It's **science**.

What's = What is
It's = It is



E Look at B. Point, ask, and answer. 

What's her favorite subject?

It's math.

What's your favorite subject?



Lesson 2 Classes

A Listen, point, and say.



B Listen and say. Then practice.



Danny goes to karate class on Mondays.



C Listen, ask, and answer. Then practice.



When does

he	
she	

 go to **karate** class?

He

He	
She	

 goes to **karate** class on **Tuesdays**.

	Monday	Tuesday	Wednesday	Thursday	Friday	Saturday
		1 karate class		2 swimming class	3 dance class	
	4 karate class		5 English class			6 swimming class

D Sing.



Karate Class

Sunday, Monday, Tuesday, Wednesday,
Thursday, Friday, Saturday



He goes to karate class on Mondays.
 He goes to swimming class on Tuesdays.
 She goes to dance class on Wednesdays.
 She goes to English class on Thursdays.

**E What about you?
Tell your partner.**



Make a poster for your favorite class. Share it with your friend.



I go to dance class on Saturdays.

A Talk about the pictures. Then listen and read.



A Friend



B Listen and number. 



C Sing. 

Good-bye!



What time is it?
It's time to go.
What time is it?
It's time to go.
Bye, bye, bye, bye.
See you. Good-bye.



D Listen and say. Then act.  



Look at **(A)**.
Is Ken friendly?



Lesson 4 Countries



A Watch the video.

B Listen, point, and say.



Brazil

Canada

Egypt

South Korea

C Listen, ask, and answer. Then practice.

Where's


he
she

 from? He's

 from **Brazil**.
She's

 from **Brazil**.

Where's = Where is
He's = He is
She's = She is



D Listen and number.



Friend	Name	Country	Favorite subject	Class	Day
<input type="checkbox"/> 	Ali	Egypt	science	English	Wednesdays
<input type="checkbox"/> 	Becky	Canada	P.E.	karate	Tuesdays
<input type="checkbox"/> 	Hee-Young	South Korea	art	dance	Thursdays
<input type="checkbox"/> 	Bruno	Brazil	math	swimming	Mondays

E Look at **D**. Tell your partner. Take turns.



This is Ali. He's from Egypt. His favorite subject is science. He goes to English class on Wednesdays.

Watch the video. What country do you like? Why?

F What about you? Tell the class.



My name is _____

I'm from _____

My favorite subject is _____

I go to _____ class

on _____




G Look at the poster. Talk about it.



Check Up 4

Units 7 and 8

A Listen and circle.



B Read and ✓.

1. What's her favorite subject?

Her favorite subject is P.E.



2. When does he eat breakfast?

He eats breakfast at seven o'clock.



3. When does she go to swimming class?

She goes to swimming class on Fridays.



4. When does he come home?

He comes home at six o'clock in the evening.



C Write.

1. When _____ eat a snack?


He _____ a snack at three thirty.

2. Where is she _____

She's from _____

3. When _____ go to karate class?

He goes to karate class on _____



D Listen and write. Then act.



1. What time is it?

_____ eight o'clock.

It's _____ for bed.

2.

See you!

Bye!

E What can you do? Read and ✓.

I can talk about...



time

meals

daily routine

subjects

classes

countries

Value

I can be healthy.

Value

I can be friendly.

Phonics

Bonus

A Listen, point, and say.  69



B Look at **A**. Point and read with your partner. 

C Listen and read.  70



He can play at the beach.



The glue is in the rain.




She likes pie and candy.

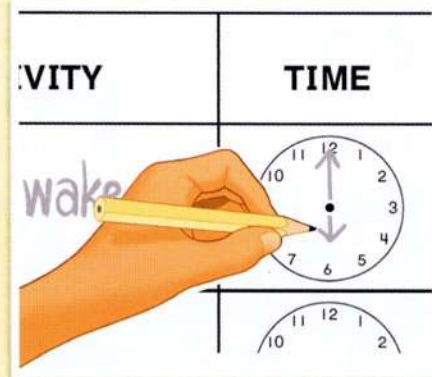
Project

Day Planner

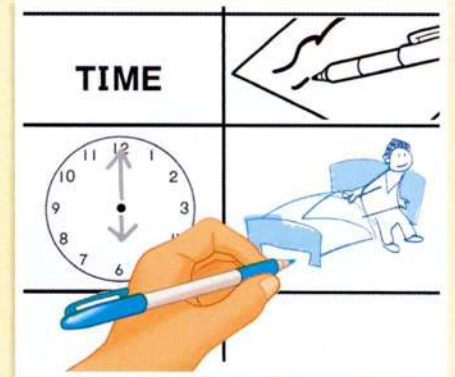
A Make a day planner.



1. Write your activities.



2. Draw times on the clocks.



3. Draw your activities.

B Listen. Talk about your day planner.



When do you wake up?

When do you go to karate class?

Day: Tuesday		
ACTIVITY	TIME	
wake up	7:00	
go to school	8:00	
art	9:00	
karate class	3:00	
come home	5:00	
go to bed	9:00	

I wake up at seven o'clock in the morning.

I go to karate class at three o'clock in the afternoon.



Tip

Talk about activities you do on other days, too.





Home-School Link

When does your mother eat a snack? When does your father go to bed? Make a day planner for a person in your family. Then talk about it.

Listening

A. Listen and draw lines. There is one example.



Speaking

B. Listen and point.




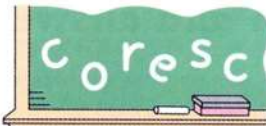






Reading and Writing

C. Look and read. Write **yes** or **no**.



1. They are at school. no
.....
2. The boy is sick.
3. The man and woman are doctors.
4. The girl is tired.

D. Look at the pictures. Look at the letters. Write the words.

1.		<u>s o c c e r</u> player	
2.		-----	
3.		-----	
4.		-----	

Listening

A. Read the questions. Listen and write a name or number.



- 1. What is Lucy's dad's name? Tony
- 2. What is Lucy's mom's name?
- 3. What is their phone number?
- 4. How old is Lucy?

Speaking

B. Listen and answer the questions.



Reading and Writing

C. Read this. Choose a word from the box. Write the correct word next to numbers 1–4.



Hi! My name is Alex. These are my clothes.

I'm wearing a green (1) hat

on my head. I'm cold, so I'm wearing a

(2) It's blue. I'm wearing

green (3) and brown

sneakers on my feet. I'm wearing a sweater

and brown (4)



hat



socks



T-shirt



coat



pants

D. Look at the picture and read the questions. Write one-word answers.



1. What does the man want?

A steak

2. What does the boy have?

It's

3. What is the grandmother eating?

.....

4. What does the girl want?

.....

Listening

A. Listen and draw lines.



Tom

May


Alex

Grace



Speaking

B. Look and find the differences.



Listening

A. Listen and write.  75

Kim's School Life



- 1. Is from: Canada
- 2. Goes to school: at
- 3. Name of teacher: Miss
- 4. Eats lunch: at in the afternoon
- 5. Favorite subject:

Speaking

B. Listen and continue the story.



Reading and Writing

C. Read the text and choose the best answer.

- Nick: Hi, do you speak English?
Lucy: A. Yes, I do. I'm Lucy.
B. Yes, I can. I'm Lucy.
C. Yes, I am. I'm Lucy.
- Nick: Nice to meet you! Where are you from?
Lucy: A. You are from Brazil.
B. She's from Canada.
C. I'm from South Korea.
- Nick: When do you go to school?
Lucy: A. It's time for school.
B. At eight o'clock.
C. It's eight fifteen.



D. Read the story. Choose a word from the box. Write the correct word next to numbers 1–4.

My name is Carla. I'm from (1)Brazil..... I can speak English. I wake up at seven o'clock, and I go to school at eight thirty in the morning. My favorite subject is math. I (2) lunch at one o'clock. I like steak and french fries. I come home at three thirty in the (3), and I do my homework in the evening. I go to (4) class on Mondays and English class on Thursdays. I go to dance class on Saturdays, too.



Syllabus


Welcome

The Days of the Week: What day is it today?
 Sunday, Monday, It's Sunday.
 Tuesday, Wednesday,
 Thursday, Friday, Saturday


Classroom Verbs:




read come to the board
 write open your book
 spell close your book

Unit 1 How We Feel


Lesson 1	Lesson 2	Lesson 3	Lesson 4
<p>Feelings: happy, sad, hot, cold, hungry, thirsty</p> <p>I'm happy. I'm not sad. Are you happy? Yes, I am./No, I'm not.</p>	<p>Feelings: sick, tired, bored, excited</p> <p>He's/She's sick. Is he/she sick? Yes, he/she is. No, he/she isn't.</p>	<p>Story: Are You OK?</p> <p>Conversation: Ouch! What's wrong? My leg hurts.</p> <p>Be kind.</p>	<p>The Senses:</p> <p>see, hear, smell, taste, touch</p> <p>What can he/she see? He/She can see a bird.</p> <p></p>

Unit 2 In Town


Lesson 1	Lesson 2	Lesson 3	Lesson 4
<p>Jobs: doctor, nurse, teacher, student, pilot, cook</p> <p>He's/She's a doctor. He/She isn't a nurse. Is he/she a doctor? Yes, he/she is. No, he/she isn't.</p>	<p>Jobs: police officer, firefighter, bus driver, soccer player</p> <p>They're police officers. They aren't firefighters. Are they police officers? Yes, they are. No, they aren't.</p>	<p>Story: Oh, Danny</p> <p>Conversation: Excuse me. May I borrow your phone? Sure. Here you are. Thanks.</p> <p>Be careful.</p>	<p>Places:</p> <p>hospital, school, home, restaurant</p> <p>Where's the doctor? He's/She's at the hospital.</p> <p></p>




 **Check Up 1** Units 1 and 2 **Phonics**  cave, cub, girl, game, jam, jug, hippo, hose, king, kitten, six, box  **Project** Spinner

Unit 3 Things to Eat

Lesson 1	Lesson 2	Lesson 3	Lesson 4
<p>Food: soup, salad, spaghetti, french fries, steak, eggs</p> <p>I want soup. I don't want soup. He/She wants soup. He/She doesn't want soup. What do you want? What does he/she want?</p>	<p>Fruit: apple, banana, orange, peach</p> <p>I have/don't have apples. He/She has apples. He/She doesn't have apples. Do you have apples? Yes, I do./No, I don't. Does he/she have apples? Yes, he/she does. No, he/she doesn't.</p>	<p>Story: Yes, Please</p> <p>Conversation: Do you want an apple? Yes, please. No, thank you.</p> <p>Be polite.</p>	<p>Dairy Products:</p> <p>milk, yogurt, cheese, butter</p> <p>Do you like milk? Yes, I do. No, I don't.</p> <p></p>

Unit 4 Things to Wear

Lesson 1	Lesson 2	Lesson 3	Lesson 4
<p>Clothes: shirt, dress, skirt, pants, socks, shoes</p> <p>What's he/she wearing? He's/She's wearing a white shirt and gray pants.</p>	<p>Clothes: cap, T-shirt, shorts, sneakers</p> <p>What are you wearing? I'm wearing a red cap and green shorts./We're wearing red caps and green shorts.</p>	<p>Story: Where's Mom?</p> <p>Conversation: What's your phone number? It's 829-3071.</p> <p>Be safe.</p>	<p>Clothes:</p> <p>hat, coat, sweater, boots</p> <p>Is he/she wearing a hat? Yes, he/she is. No, he/she isn't.</p> <p></p>

 **Check Up 2** Units 3 and 4 **Phonics**  black, blob, clock, clam, flag, fly, brush, bread, crib, crayon, frog, friend  **Project** Menu

Unit 5 Things to Do

Lesson 1	Lesson 2	Lesson 3	Lesson 4
Actions: read, write, draw, talk, sing, dance I'm reading. I'm not writing. He's/She's reading. He/She isn't writing. What are you doing? What's he/she doing?	Actions: eat, drink, sleep, play We're/They're eating. We/They aren't drinking. What are you/they doing?	Story: Let's Play! Conversation: Let's play! Good idea! Be nice.	Activities: play the guitar, listen to music, watch TV, do homework Is he/she playing the guitar? Yes, he/she is. No, he/she isn't. Are they playing the guitar? Yes, they are./No, they aren't.



Unit 6 Home

Lesson 1	Lesson 2	Lesson 3	Lesson 4
Things at Home: bed, bookshelf, table, sofa, clock, computer There's a bed next to the bookshelf. Is there a bed next to the bookshelf? Yes, there is./No, there isn't.	Rooms: bedroom, bathroom, living room, kitchen There's one bed in the bedroom. There are two beds in the bedroom. Are there two beds in the bedroom? Yes, there are./No, there aren't.	Story: Surprise! Conversation: The living room's messy! Let's clean up. OK. Be helpful.	Numbers: 0-100 How many pencils are there? There are 24 pencils.



Check Up 3 Units 5 and 6

Phonics

sheep, shell, chair, chin, three, think, whale, wheel, phone, photo

Project Model Room

Unit 7 My Day

Lesson 1	Lesson 2	Lesson 3	Lesson 4
Time: one o'clock, one fifteen, one thirty, one forty-five, two o'clock It's one o'clock. It's one fifteen. What time is it?	Meals: breakfast, lunch, snack, dinner When do you eat breakfast? I/We eat breakfast at seven o'clock. When does he/she eat breakfast? He/She eats breakfast at seven o'clock.	Story: Time for Bed Conversation: What time is it? It's eight o'clock. It's time for bed. Be healthy.	Daily Routine: wake up, go to school, come home, go to bed When does he/she wake up? He/She wakes up at seven o'clock in the morning.



Unit 8 My Week

Lesson 1	Lesson 2	Lesson 3	Lesson 4
Subjects: science, art, math, P.E., music, social studies His/Her favorite subject is science. What's his/her favorite subject? It's science.	Classes: karate class, dance class, swimming class, English class Danny goes to karate class on Mondays. When does he/she go to karate class? He/She goes to karate class on Tuesdays.	Story: A Friend Conversation: Good-bye! See you! Bye! Be friendly.	Countries: Brazil, Canada, Egypt, South Korea Where's he/she from? He's/She's from Brazil.



Check Up 4 Units 7 and 8

Phonics

rain, play, beach, candy, cry, pie, glue, juice

Project Day Planner

YLE Practice

Word List

A	comes 70	frog 42	likes 42	polite 28	thanks 8
a 2	comes home 80	from 78	listening to music 50	rain 82	thank you 28
about 2	computer 52	fruit 26	listen to music 50	read 3	the 3
actions 44	cook 12	G	living room 54	reading 45	there 53
activities 50	countries 78	game 22	look 16	ready 8	there's 53
afternoon 70	country 79	girl 22	lunch 66	red 35	they 14
am 5	crayon 42	glue 82	M	restaurant 18	they're 14
an 28	crib 42	go 8	many 58	room 54	things at home 52
and 2	cry 82	goes 70	marker 17	rooms 54	think 8
apple 26	cub 22	good 48	math 72	sad 4	thirsty 4
apples 26	D	good-bye 76	may 16	safe 36	thirteen 58
are 5	dad 68	go to bed 70	me 16	salad 24	thirty 58
aren't 14	daily routine 70	go to school 70	meals 66	Saturday 3	this 2
art 72	dairy products 30	gray 33	meet 76	school 18	three 58
at 16	dance 44	green 2	messy 56	science 72	Thursday 3
B	dance class 74	H	Mike 2	see 10	time 64
ball 10	dancing 45	hand 9	milk 30	senses 10	tired 6
banana 26	Danny 2	hands 57	Mom 16	set 8	to 3
bananas 26	day 3	happy 4	Monday 3	seven 58	today 3
bathroom 54	dinner 66	has 26	morning 70	seven o'clock 66	too 48
be 8	do 25	hat 38	mother 36	seventeen 58	touch 10
beach 82	doctor 12	have 2	music 72	she 7	trees 16
bed 52	does 25	he 7	my 2	sheep 62	T-shirt 34
bedroom 54	doesn't 25	head 35	N	shirts 34	T-shirts 34
beds 54	dog 10	hear 10	name 2	sick 6	Tuesday 3
behind 53	do homework 50	hello 76	new 48	sing 44	twelve 58
bike 2	doing 45	helpful 56	next to 53	singing 45	twenty 58
bird 10	doing homework 50	her 36	nice 48	sister 2	twenty-five 58
black 35	doll 10	here 16	night 68	six 22	two 2
blob 42	don't 2	he's 6	nine 2	skirt 32	two o'clock 64
blue 35	draw 44	hi 48	nineteen 58	shoes 32	U
board 3	drawing 45	hippo 22	ninety 58	shorts 34	under 56
book 3	dress 32	his 73	no 5	sick 6	up 56
books 56	drink 46	home 18	not 5	sing 44	W
bookshelf 52	drinking 46	homework 50	now 47	sixteen 58	wake 70
bookshelves 54	E	hose 22	number 36	sixty 58	wakes 70
boots 38	eat 46	hospital 18	numbers 58	skirt 32	wakes up 70
bored 6	eating 46	hot 4	nurse 12	sleep 46	wake up 70
borrow 16	eat dinner 71	how 58	O	sleeping 46	want 25
box 22	eats 67	hungry 4	oh 8	smell 10	wants 25
Brazil 78	eggs 24	hurts 8	OK 8	snack 66	watching TV 50
bread 11	Egypt 78	I	on 22	sneakers 34	watch TV 50
breakfast 66	eight 2	I 2	one 54	so 8	we 34
brother 2	eighteen 58	ice cream 10	one fifteen 64	soccer 2	wearing 33
brothers 2	eighty 58	idea 48	one forty-five 64	soccer player 14	Wednesday 3
brush 42	eleven 58	I'm 2	one hundred 58	soccer players 14	week 72
bus 11	Emma 2	in 42	one o'clock 64	social studies 72	we're 34
bus driver 14	English 76	in front of 53	one thirty 64	sock 56	whale 62
bus drivers 14	English class 74	is 2	oops 9	socks 32	what 3
butter 30	evening 70	isn't 7	open your book 3	sofa 52	what's 8
bye 76	excited 6	it 3	orange [fruit] 26	sofas 54	wheel 62
C	excuse 16	it's 2	orange [color] 35	sorry 16	when 66
can 2	F	J	oranges 26	soup 24	where 18
Canada 78	fast 2	jam 22	ouch 8	South Korea 78	where's 18
candy 82	father 83	job 76	P	spaghetti 24	white 33
can't 36	favorite 73	jobs 12	pants 32	speak 76	whoa 16
cap 34	feelings 4	jug 22	peach 26	spell 3	winning 48
caps 34	fifteen 58	juice 10	peaches 26	sock 56	wow 56
car 10	fifty 58	Julie 2	P.E. 72	steak 24	write 3
careful 16	find 36	K	pen 11	story 8	writing 45
cave 22	finger 9	karate class 74	pencil case 59	student 12	wrong 8
chair 62	fingers 57	kind 8	pencils 58	subject 73	Y
chairs 54	firefighter 14	king 22	phone 16	subjects 72	yellow 33
cheese 30	firefighters 14	kitchen 54	photo 62	Sunday 3	yes 5
chin 62	five 58	kite 10	pie 82	sure 16	yogurt 30
clam 42	flag 42	kitten 22	pilot 12	surprise 56	you 5
classes 74	flower 10	kittens 22	pink 36	sweater 38	your 3
classroom 57	fly 42	know 56	pizza 2	swimming class 74	you're 17
clean 56	food 24	L	places 18	T	Z
clock 42	for 68	leg 8	play 2	table 52	zero 58
clocks 54	forty 58	let's 48	playing 46	tables 54	
close your book 3	four 58	like 2	playing the guitar 50	talk 44	
clothes 32	fourteen 58		play the guitar 50	talking 45	
coat 38	French fries 24		please 17	taste 10	
cold 4	Friday 3		police officer 14	teacher 12	
come home 70	friendly 76		police officers 14	ten 58	
come to the board 3					

Everybody Up

theme song

Everybody UP!

Up! Up! Up!

Everybody up, up, up!

Everybody up, up, up!

Everybody up!

Up! Up! Up!

Everybody up, up, up!

Everybody up, up, up!

Everybody up!

Everybody up. Everybody up.

Everybody up. Everybody up.

Everybody up. Everybody up.

Everybody up, up, up!