

2nd Edition

1

Everybody

UP

Workbook

Kathleen Kampa

Charles Vilina

Patrick Jackson

Susan Banman Sileci

OXFORD
UNIVERSITY PRESS

Welcome

A Write and match.

Hi Hello

1. Hi. I'm Emma.

2. _____ My _____ is Mike.

3. Hi. _____ name is Julie.

4. _____ _____ Danny.



Mike



Emma



Danny



Julie

B Find and circle.

Danny
Mike
Emma
Julie

h	r	c	D	b	J	p	n
E	m	m	a	i	u	j	a
l	r	e	n	s	l	z	m
l	h	i	n	M	i	k	e
o	c	m	y	t	e	n	f

C What's your name? Write and draw.

My name is _____



D Match.



a. Ask.

b. Talk.

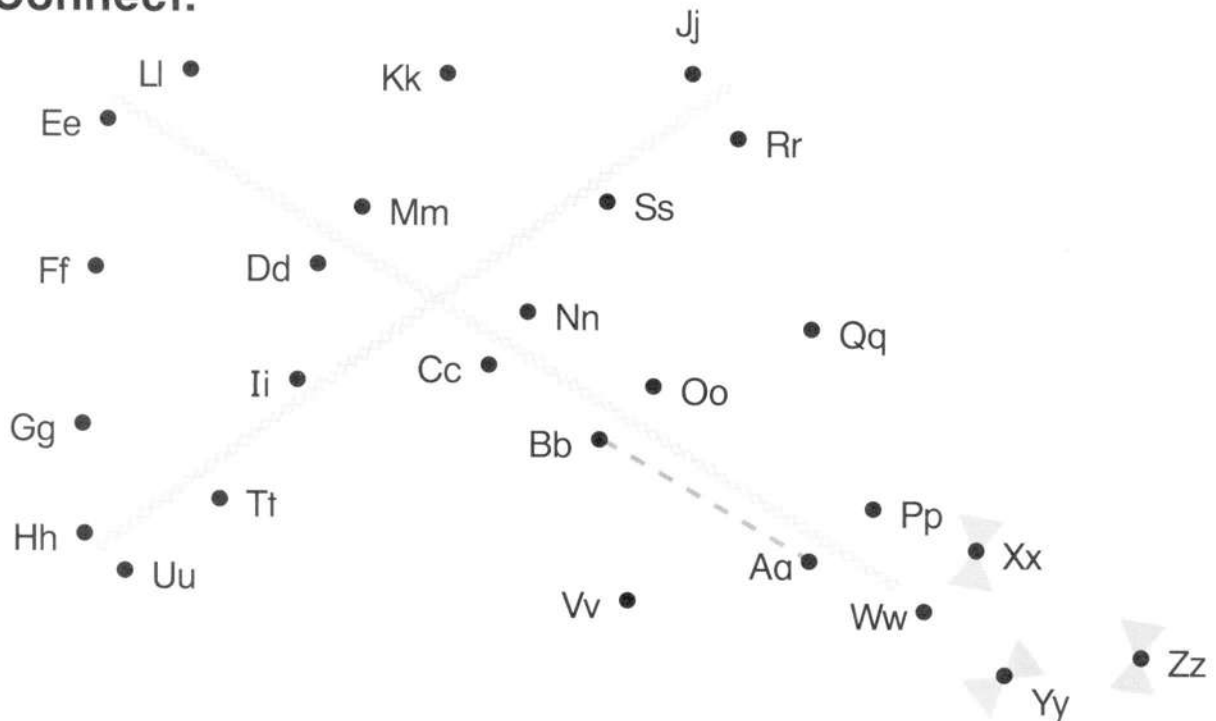
c. Point.

d. Answer.

e. Count.

f. Listen.







E Connect.









1 First Day

Lesson 1 School Supplies

A Circle.

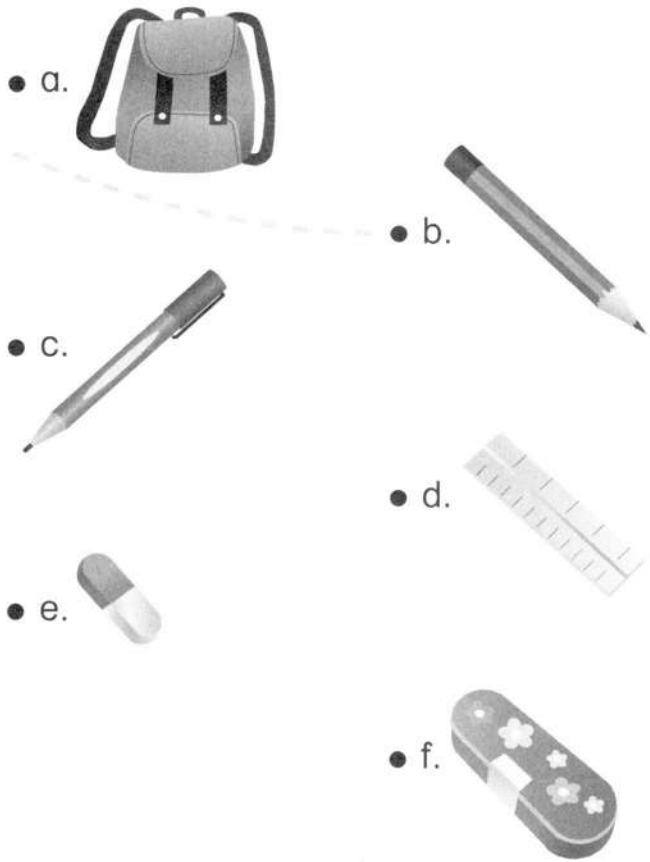
- | | | | | |
|----|--|-------------|---------------|-------------|
| 1. |  | pen | eraser | backpack |
| 2. |  | pencil case | ruler | pencil |
| 3. |  | ruler | eraser | pen |
| 4. |  | backpack | pencil | pencil case |
| 5. |  | pencil case | ruler | pen |
| 6. |  | backpack | eraser | pencil |

B Write.





- | | | | | | |
|----|---|-------------------|----|--|-------------------|
| 1. |  | <u>ruler</u> | 2. |  | <hr/> <hr/> <hr/> |
| 3. |  | <hr/> <hr/> <hr/> | 4. |  | <hr/> <hr/> <hr/> |
| 5. |  | <hr/> <hr/> <hr/> | 6. |  | <hr/> <hr/> <hr/> |

C Circle and match.

1. It's a pencil. •
2. It's a pencil case. •
3. It's a ruler. •
4. It's a backpack. •
5. It's a pen. •
6. It's a eraser. •











D Write.

1. <u>What is it?</u>		<u>It's an eraser.</u>
2. <u>What is</u>		<u>It's a</u>
3. <u>What</u>		<u>It's</u>
4. _____		_____









Lesson 2 School Supplies

A Match.


1.		•	a.		•	e.	notebook
2.		•	b.		•	f.	desk
3.		•	c.		•	g.	chair
4.		•	d.		•	h.	book

Note: A dashed line connects item 1 to item c.

B Write.

1.		2.		3.		4.	
							
<p>notebook</p>		<p>_____</p> <p>_____</p>		<p>_____</p> <p>_____</p>		<p>_____</p> <p>_____</p>	

C Number.



It's a chair. It isn't a desk.

It's a desk. It isn't a chair.

It's a book. It isn't a notebook.

It's a notebook. It isn't a book.

D Write.

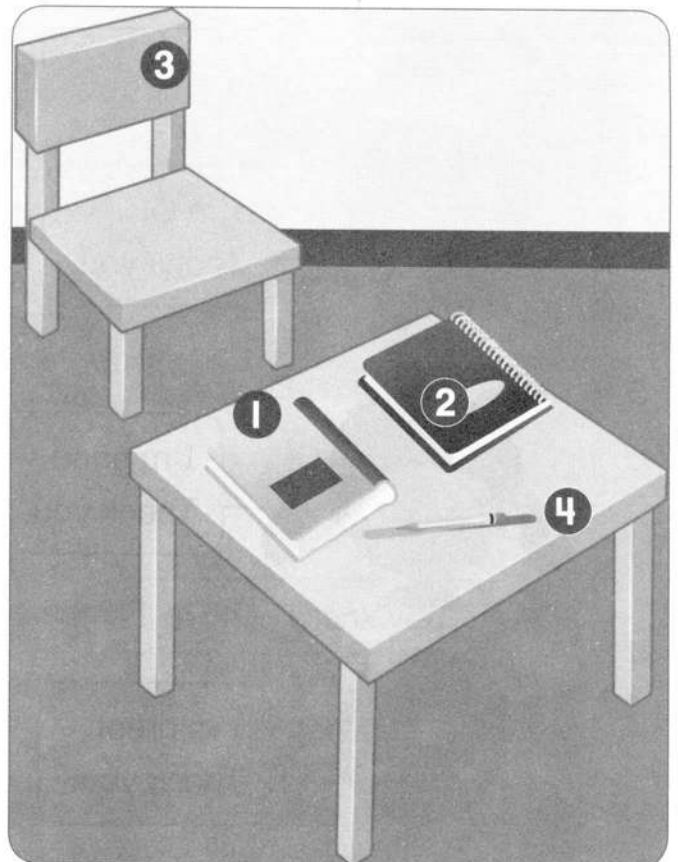
1. It's a book.

It isn't a notebook.

2. It's a
book.

3.
desk.

4.
chair.



Lesson 3 Story

A Number.



B Connect.

1.



How are you?

How	I'm	you?
Hi	are	how?

2.



I'm OK.
Thank you.

I'm	how.	Fine	you.
Are	OK.	Thank	me.

3.



I'm good.
Thank you.

Me	good.	Thank	how.
I'm	Mike.	fine	you.

4.



I'm great!
Thank you.

I'm	good.	Emma	OK.
Hi	great!	Thank	you.

C Write.




How are you?

OK fine good great

1.




2.



3.



4.







D Draw.

How are you?


I'm fine. Thank you.

Lesson 4 Shapes


A Circle.

1.  square triangle circle
2.  circle square triangle
3.  rectangle triangle circle
4.  square rectangle triangle

B Draw and write.

1.      Is it a rectangle?
Yes, it is.
2.      square?
 it
3.      circle?

C Look and circle.



- | | | |
|-----------------------|-------------|---------------|
| 1. Is it a circle? | Yes, it is. | No, it isn't. |
| 2. Is it a triangle? | Yes, it is. | No, it isn't. |
| 3. Is it a rectangle? | Yes, it is. | No, it isn't. |
| 4. Is it a square? | Yes, it is. | No, it isn't. |

D Trace and write.







1	2	3	4	5	6	7	8	9	10	11	12	13	14	15
---	---	---	---	---	---	---	---	---	----	----	----	----	----	----

_____ rectangle? _____

2 Art Class

Lesson 1 Art Supplies







A Match.

1. 	2. 	3. 	4. 	5. 	6. 
•	•	•	•	•	•
•	•	•	•	•	•
a. paint	b. chalk	c. yarn	d. glue	e. paper	f. tape

B Do the puzzle.

Down ↓

Across →

1. 	2. 
3. 	4. 
5. 	
6. 	

	1. ↓		3. ↓			6. ↓
	c					
	h					
	a	4. →		5. ↓		
2. →	l					
	k					

C Circle.

1. This is yarn.



Yes No

2. This is paper.



Yes No

3. This is glue.



Yes No

4. This is chalk.



Yes No

5. This is tape.




Yes No

6. This is paint.



Yes No

D Write.



1. What's this?

This

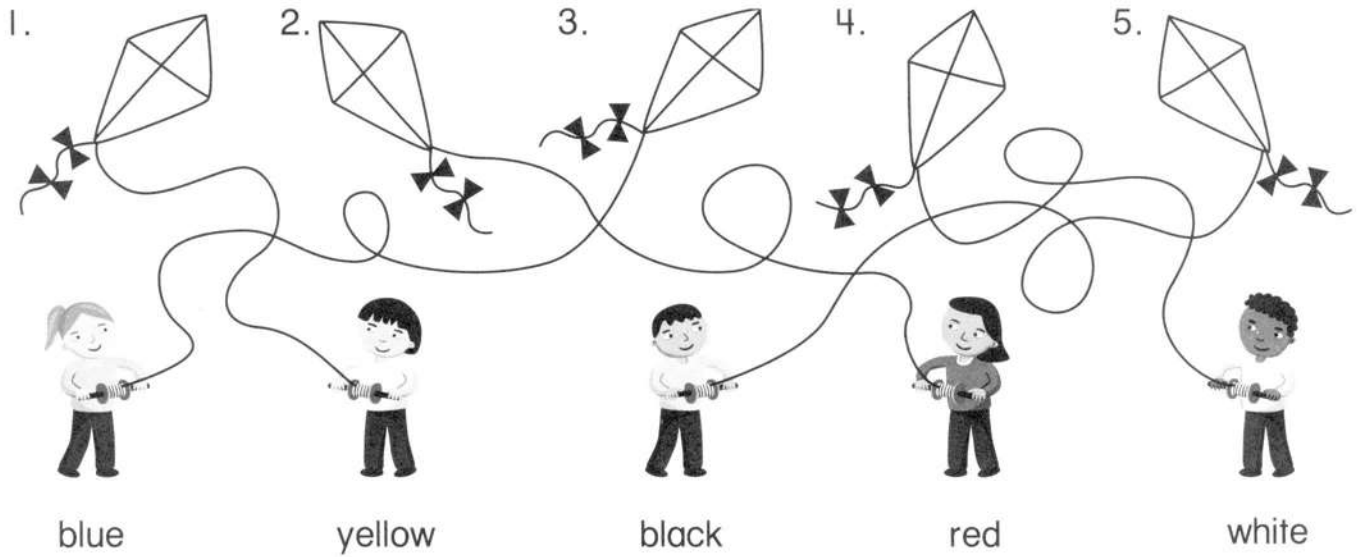
2. What's

This



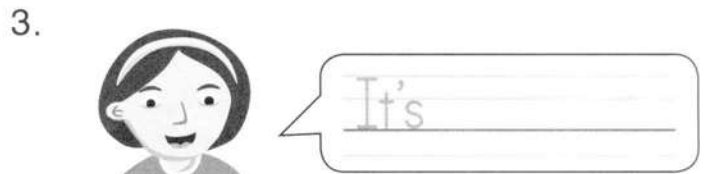

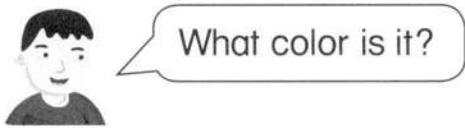
3. _____

Lesson 2 Colors

A Color.




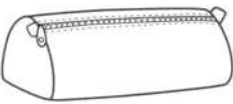



B Write and color.




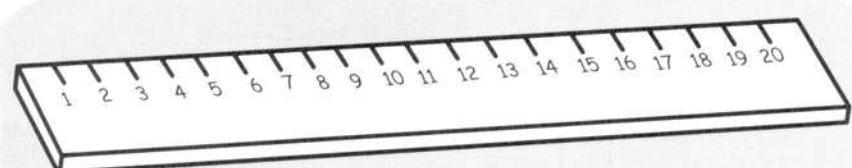
C Match and color.

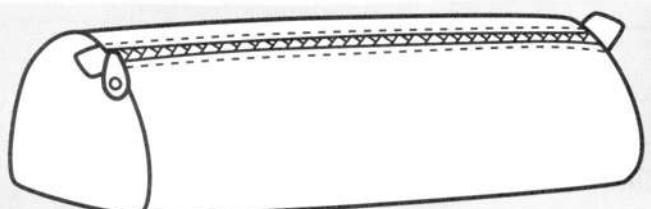
1. glue 2. pencil case 3. backpack 4. eraser 5. paint

a.  black b.  white c.  red d.  yellow e.  blue

D Write and color.

1. 
It's _____ It's yellow.

2. 
It's a _____ It's blue.

3. 
_____ red.



Lesson 3 Story



A Number.





B Unscramble and color.

blue yellow white red ~~black~~

1.  It's black. kalcb It's _____ thiew 

2.  It's white and _____ dre It's white and _____ lebu 

3.  It's _____ weyoll It's _____ edr 

C Write.

- 1 share 2 too 3 OK 4 This 5 is
 6 my 7 paint 8 Hey 9 Let's



This is _____

4 5 6 7

4 5 6 7



8


4 5 6 7 2



9 1

3

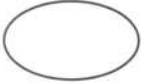


D Draw.

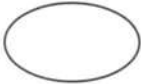
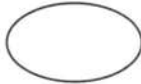




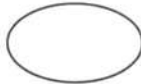
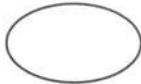
Lesson 4 Colors

A Write and color.

orange purple green

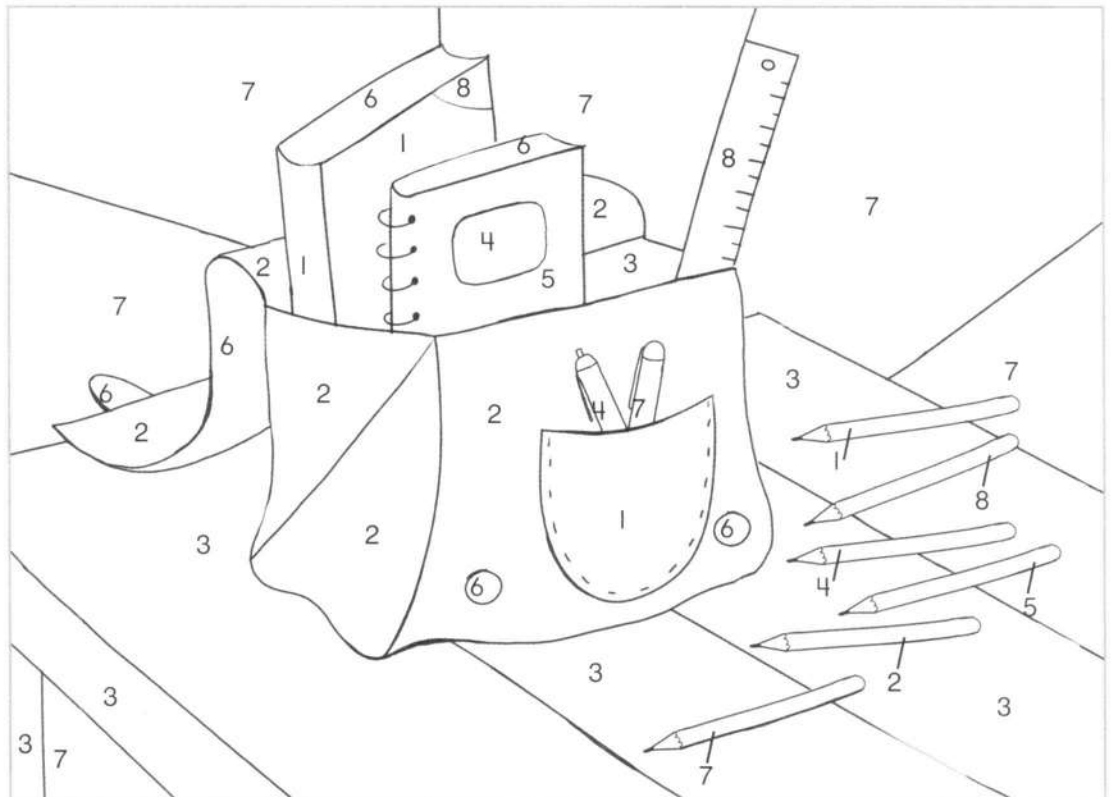
1.  +  = 
 Yellow and blue make _____

2.  +  = 
 Red and yellow make _____


3.  +  = 
 Blue and red make _____

B Color.

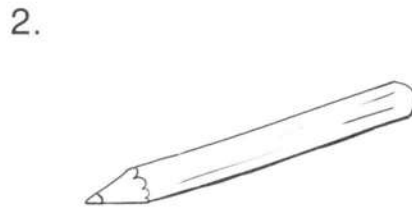
- 1 orange
- 2 green
- 3 brown
- 4 pink
- 5 purple
- 6 gray
- 7 blue
- 8 red



C Write and color.




It's green.




It's le.



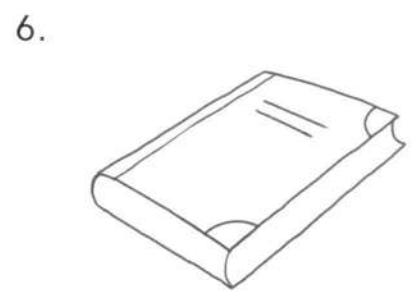
It's y.



It's wn.



It's nk.



It's o

D Unscramble and color.

1. _____

npki

2. _____

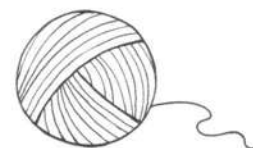
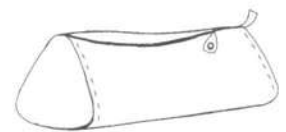
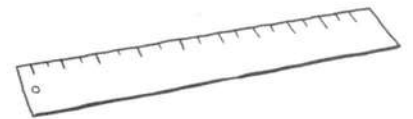
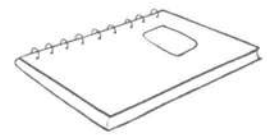
grenao

3. _____

ueplpr

4. _____

enger





Check Up 1

Units 1 and 2

A Circle.

1. pencil



2. paint



3. notebook



4. triangle



5. tape



6. ruler




B Number. Then color.

1. What is it?

It's an eraser.

It's orange.



2. What's this?

This is yarn.

It's yellow.



3. Is it a triangle?

Yes, it is.

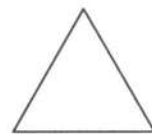
It's blue.



4. It's a chair.

What color is it?

It's green.



C Write.

1. What is _____



It's a _____

2. It's a _____



It _____ a pen.

3. What _____ is it?



_____ gray.

4. _____ a book?



_____ it isn't.

D Look at the pictures. Write.

1.

2.

E How are you? Write.

F Write. Then draw and color. Write the color.

a	b	c	d	e	f	g	h	i	j	k	l	m
1	2	3	4	5	6	7	8	9	10	11	12	13
n	o	p	q	r	s	t	u	v	w	x	y	z
14	15	16	17	18	19	20	21	22	23	24	25	26

1. What is it?

It's a p e n .
 16 5 14



What color is it?

 It's

2. What's this?

This is .
 7 12 21 5



What color is it?

 It's

3. Is it a ?
 2 15 15 11

Yes, it is.



What color is it?

 It's

4. It's a

 .
 3 9 18 3 12 5

It isn't a square.




What color is it?

 It's

A Write.

b p t d m n

1.



bug

2.



___ig

3.



___at

4.



___it

5.



___op

6.



___ap

B Find and circle.



bag




dad



pop

b	a	g	o	p
m	u	m	t	o
a	t	u	n	p
d	a	d	o	i
n	g	a	d	t



mud



nod



tag

3 Birthday Party

Lesson 1 Numbers

1 one 2 two 3 three 4 four 5 five 6 six
7 seven 8 eight 9 nine 10 ten 11 eleven 12 twelve

A Match.

1. three •

• 2 •



2. eleven •

• 1 •



3. six •

• 11 •



4. two •

• 9 •



5. nine •

• 3 •



6. one •

• 6 •



B Write.

1. twelve 12

2. four _____

3. seven _____

4. five _____

5. eight _____

6. ten _____

C Write.

1. 1, 2, 3, 4 f

2. 9, 10, 11, _____

3. _____, 2, 3, 4

4. 1, _____, 3, 4

D Unscramble and write.

1.



I'm _____

ienn

2.



I'm _____

eehtr

3.



envele

4.



xsi

E Write.

1.



How old are you?

I'm _____

2.



How old are _____

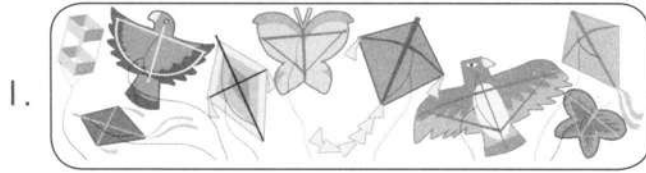
I'm _____

3.




Lesson 2 Toys


A Circle.



twelve cars nine dolls nine kites



eleven cars seven cars seven dolls




twelve balls eight kites eight dolls




ten dolls seven balls seven cars


B Draw.




six cars



three dolls



five balls




two kites

Lesson 3 Story

A Number.



B Connect and write.



C Circle.



D Draw.







Lesson 4 Toys









A Unscramble and match.

marble game ~~card~~ puzzle

1. dcra card ●
2. zeplzu _____ ●
3. ameg _____ ●
4. belram _____ ●

- a. 
- b. 
- c. 
- d. 

B Circle.

1. one game  Yes No
2. one card  Yes No
3. ten marbles  Yes No
4. four games  Yes No
5. six puzzles  Yes No
6. three puzzles  Yes No
7. one card  Yes No
8. two marbles  Yes No

C Look at the picture. Write.



~~two~~ one three seven eleven

kite games marbles cards ~~puzzles~~

1.



I have two puzzles.

2.



I have _____

3.



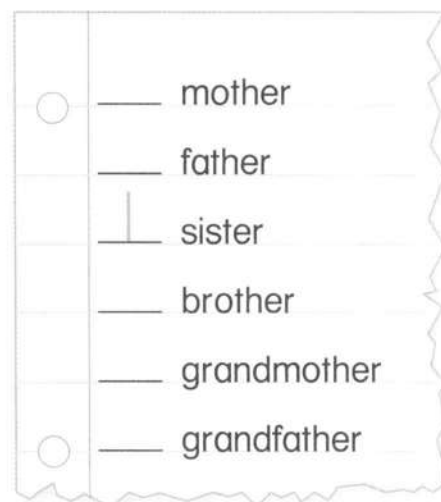


4.



4 Home

Lesson 1 Family

A Number.



B Draw a square around **th**. Draw a circle around **er**.

1. bro**th****er**

2. father

3. sister

4. mother

C Write.



1. g r n d o i t h e r

2. s s t

3. g r n d a t h

4. o t h e r

5. f a e r

6. m o

D Write.



1. This is my mother.

2. This is my _____

3. This is _____

4. _____

E Write.

1.

Who's this?



This is my grandfather.


2.

Who's _____




This is my _____

3.



4.



Lesson 2 Food

A Write.

ice cream
fish
juice
chicken



fish




B Circle and write.



I like

fish.

I don't like



I like

I don't like



I like

I don't like




I like

I don't like

C Match.

1. I like juice.

I don't like fish.




2. I like fish.

I don't like chicken.




3. I like chicken.

I don't like ice cream.



4. I like ice cream.

I don't like juice.



D Write and draw.



What about you?

I like _____

I don't like _____











Lesson 3 Story

A Number.



B Match.

-  I have six cookies. ____
a. Thank you! 
-  Here you are. ____
b. You're welcome. 
-  I like cookies. ____
c. Me, too. 
-  Thank you! ____
d. I have two cookies. 

C Unscramble.

1.



Here _____
ereH oyu rea

2.

haTnk uoy

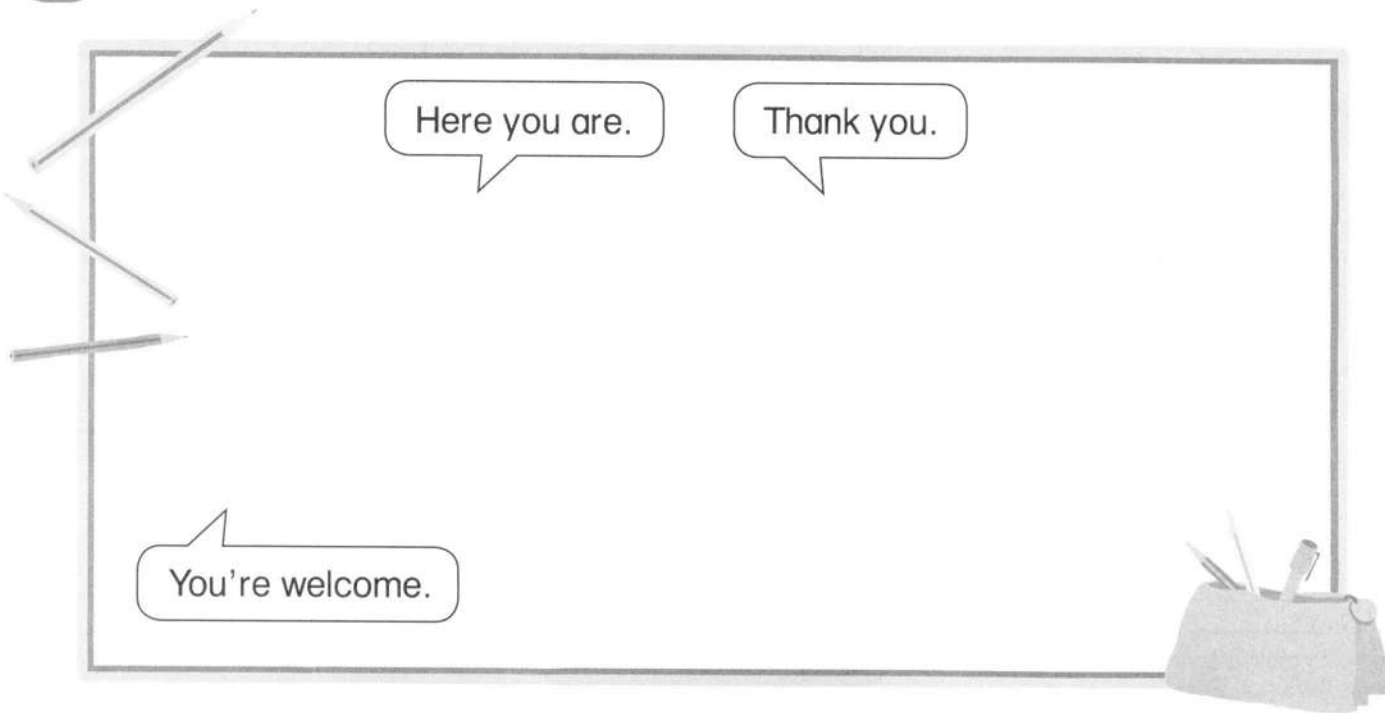


3.



roYeu meewclo

D Draw.



Here you are. Thank you.

You're welcome.

Lesson 4 Food

A Connect.

1. pizza



2. rice



3. bread



4. cake



p r e z d

r a z e

b i c a a

c i k e

B Write.

1. What's this?



This is pizza.

I like pizza.


2. What's this?



This is

I like

3. What's



This

I

4.



C Match.

1. rice ____



5. ice cream ____

e.

2. chicken ____



6. bread ____

f.

3. pizza ____



7. cake ____

g.


4. fish ____



8. juice ____

h.

D Draw and write.



This is _____

I like _____



Check Up 2





Units 3 and 4

A Write.

eight doll twelve three juice one
 pizza cake ball marble puzzle fish

Numbers	Toys	Food
1. <u>eight</u>	5. _____	9. _____
2. _____	6. _____	10. _____
3. _____	7. _____	11. _____
4. _____	8. _____	12. _____

B Match and write.

1.  What's this? _____ a. Two _____
2.  How many kites? _____ b. I don't like _____
3.  How old are you? _____ c. This is _____
4.  I like ice cream. _____ d. I'm _____

C Write.



1. How old are you?

I'm eleven.



2. _____

This is my father.



3. _____

This is chicken. I like chicken.




4. _____

Four cars.

D Look at the pictures. Write.

1.



Thank you.

2.

Here you are.

Thank you.



You're welcome. It's your turn.

E How old are you? Write.

F Find and circle. Then write.



car



A Write.

a e i o u



d__g



t__n



c__t



t__b



m__m



f__sh

B Find and circle.



e	b	a	t	a	t	o
n	e	p	m	a	p	b
o	d	t	u	n	o	i
p	b	n	b	a	t	m
i	n	e	d	i	n	b
n	u	t	a	b	d	i
m	o	p	t	t	u	b

5 The Park

Lesson | Nature

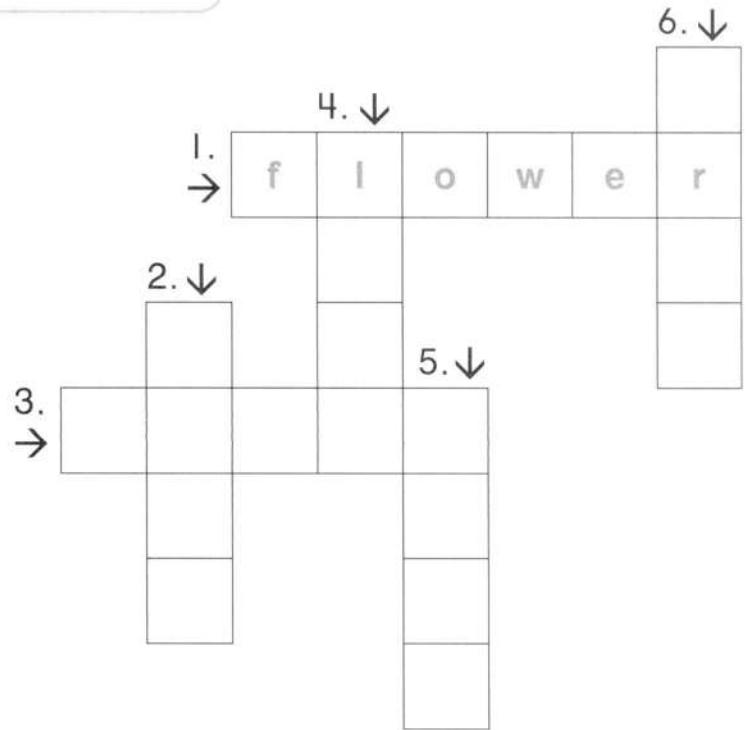
A Do the puzzle.

rock lake hill tree river flower

Across →




Down ↓



B Match.

1. flower 2. river 3. rock 4. lake 5. hill 6. tree



C Circle.



I can see a rock.
rocks.



I can see a flower.
flowers.



I can see a river.
rivers.




I can see a hill.
hills.

D Write.



What can you see?

I can see



What can

I

Lesson 2 Playtime

A Connect.



I can • • play • • a bike.



I can • • fly • • soccer.



I can • • ride • • rope.



I can • • jump • • a kite.

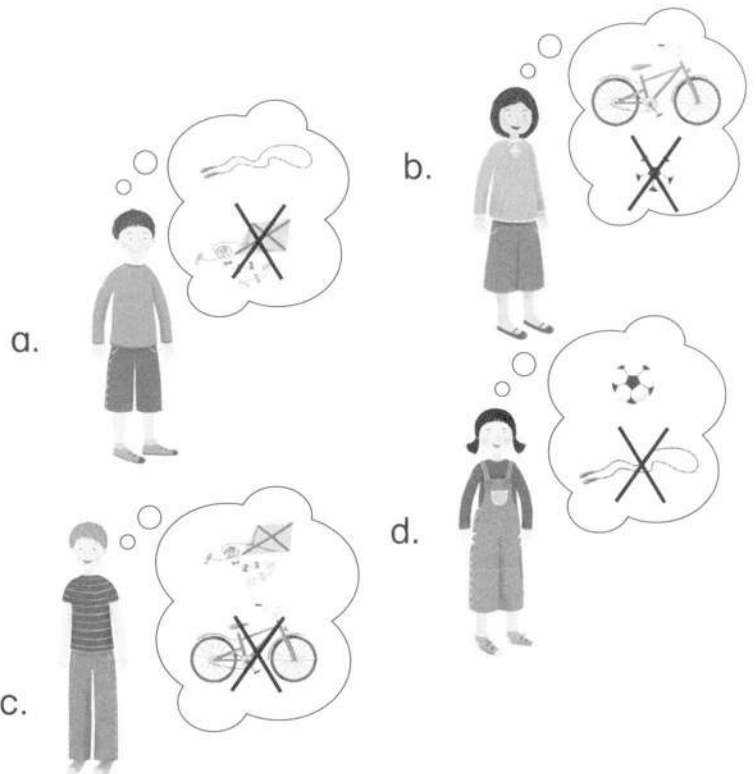
B Match.

1. I can play soccer.
I can't jump rope. ____

2. I can jump rope.
I can't fly a kite. ____

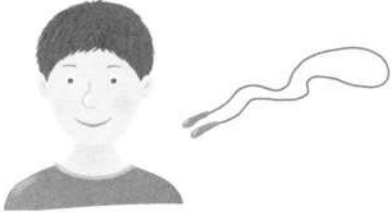
3. I can fly a kite.
I can't ride a bike. ____

4. I can ride a bike.
I can't play soccer. ____



C Write.

1.



I can jump rope.

2.



I can't play soccer.

3.



I can't

4.



I can

5.



6.



C Connect.

1.



Oh,	oh	My	doll!
No	no!	I	kite!

2.



Dad,	can	help	you!
Mom,	please	I	me!

3.




OK!	Please	help.
Oops!	Thanks,	Mom.

4.









Thank	welcome.
You're	me.







D Draw.

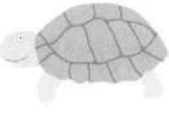







Lesson 4 Animals

A Draw and write.

1.      
spider ant spider ant spider

2.      
frog frog turtle frog frog

3.      
turtle spider frog turtle spider

B Write.



Can you _____
a spider?




a frog?

C Write.

What can you see?

~~turtles~~ ~~spiders~~ flowers ~~frogs~~ trees ants
two three ~~four~~ ~~five~~ ~~six~~ ~~seven~~



1. I can see seven turtles.

2. I can see four

3. _____ spiders.

4. _____ six

5. _____ five

6. _____ frogs.





6 The Zoo

Lesson | Animals

A Circle.


-  bear monkey kangaroo
-  elephant penguin tiger
-  kangaroo tiger monkey
-  penguin bear elephant
-  tiger kangaroo monkey
-  bear elephant penguin

B Write.

- 
 e r
- 
 e g u
- 
 i e
- 
 l p h


C Connect.

1.



The monkey is on the rock.
The penguin are under the tree.

2.



The bear are in the lake.
The elephant is on the rock.

3.



The penguin is in the river.
The kangaroo are on the hill.

D Number and write.



Where is the bear?

It's in the river.

_____ the tiger?

It's _____ the hill.

_____ monkey?



_____ the tree.

Lesson 2 Animals

A Write.

1.  +  = two snakes

2.  +  = _____

3.  +  = _____

4.  +  = _____

snake
giraffe
lion
zebra

B Match and write.

1. Where are the giraffes?

They're under the tree.

• a.



2. Where are

They're _____ the river.

• b.



3. _____

on

• c.



C Circle.

1.



The monkeys are under in the tree.

2.



The monkey is in under the tree.

3.



The elephants are on in the lake.

4.



The elephant is under in the river.

D Write.

1.



Where is the



under

2.



Where are



Lesson 3 Story

A Number.



B Write.

- 1 That's
- 2 Where's
- 3 I'm
- 4 don't
- 5 OK
- 6 I
- 7 Hurry
- 8 sorry
- 9 know
- ~~10 Wait~~
- 11 Joe

1. 10 7

2. 2 11
6 4 9

3. 3 8
1 5

C Unscramble.

~~Wait~~ Hurry know I Where are you



Wait!

atWi



uHyrr



ehWre

rae

ouy



I

nwok
















D Draw.

I'm sorry.

That's OK.

Lesson 4 Abilities

A Write.

run 	hop 	swim 	walk 
 	 	   	  

elephants zebras penguins kangaroos

1. Can e _____ swim? Yes, they can.

2. Can k _____ walk? No, _____ can't.

3. _____ p _____ hop?

4. _____ z _____ run?

B Circle.

1.



Bears can

hop.

run.

2.



Snakes can

swim.

run.

3.




Penguins can

walk.

run.

4.



Kangaroos can

hop.

walk.

C Match.

1. I can hop. ___

a.



c.



2. I can run. ___

b.



d.



4. I can walk. ___



Check Up 3

Units 5 and 6

A Circle.

1. spider



2. swim



3. giraffe



4. flower



5. kangaroo



6. ride a bike



B Number.

1. I can jump rope.

I can't fly a kite.

2. Where are the lions?

They're on the rock.

3. What can you see?

I can see a turtle.

4. Can bears run?

Yes, they can.



C Write.

1. _____ you _____ a frog?



No, _____

2. Where _____ elephant?



It's _____ the _____

3. Can _____ hop?



_____ they _____

4. _____ can you _____



I _____ see a _____

D Look at the pictures. Write.

Please help me. That's OK.

1.




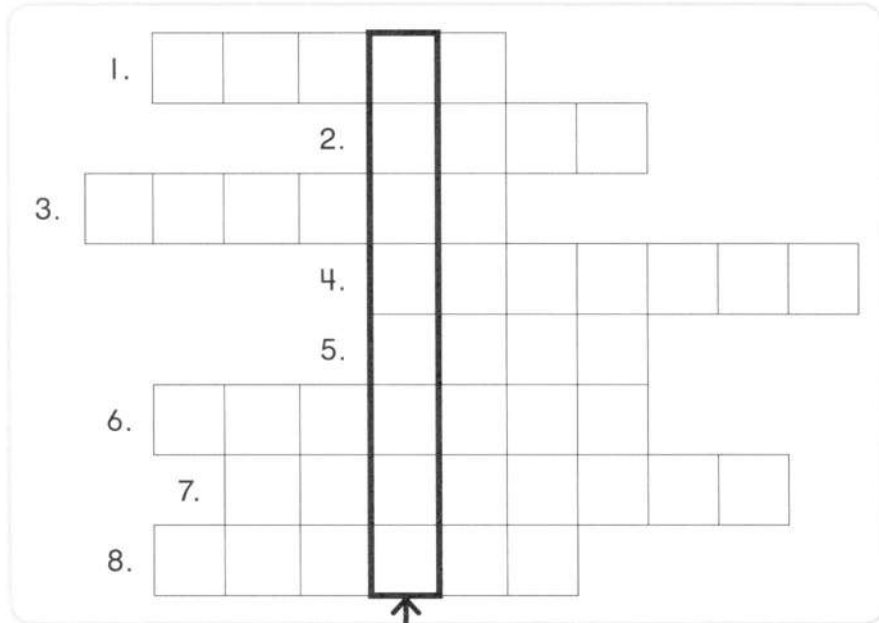
2.



E What can you see? Write.

F Unscramble. Do the puzzle. Then draw and write.

1. vreri
2. noli
3. pedrsi
4. eginunp
5. lilh
6. iafefrg
7. orgaknao
8. etutrl



A Write.


f v s z r l



___et



___ug



___an



___og



___un



___ap

B Find and circle.

zip



fox



van



r	e	d	o	t
o	c	u	s	i
v	e	n	i	z
a	f	o	x	i
n	a	l	i	p

lip



red



six




7 Science Day

Lesson 1 My Body

A Write.

leg hand foot finger toe arm



1. f i n g e r

2. _____

3. _____

4. _____

5. _____

6. _____

B Match.



What's this? •

• a. This is my hand.



What's this? •

• b. This is my foot.



What's this? •

• c. This is my toe.

Lesson 2 My Face

A Do the puzzle.

~~mouth~~ eyes feet fingers nose hands

Across →

1.



2.



Down ↓

3.



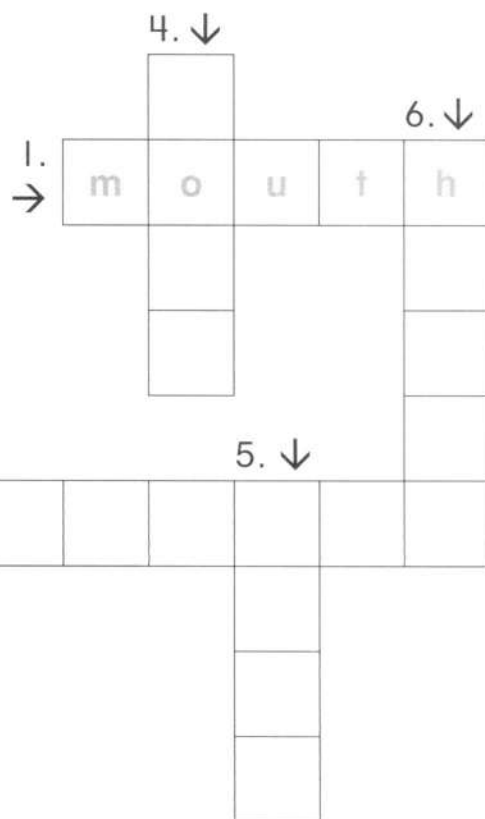
4.



5.



6.



B Circle.

1.

Is this my nose?



No, it isn't. Yes, it is.

2.

Are these my eyes?



No, they aren't. Yes, they are.

C Write.

foot feet ~~hand~~ hands ~~ear~~ ~~ears~~

1. Is this my hand?



Yes, it is.

2. Are these



they

3. ear?



No

4.




ears?

D Count and write.



five toes




e



a

Lesson 3 Story

A Number.



B Unscramble.




I cnta ese



Ecexsu em




uSre




hTnak ouy

C Connect.



What it is?
That is it?




me don't sure.
I can't know.



I can't sure.
me don't see!

D Draw.



Lesson 4 Healthy Habits



A Write.




wash my face




wash my hands




brush my hair

brush my teeth









1.  +  = _____

2.  +  +  = _____

3.  +  +  = _____

4.  +  +  = _____







B Match.

1. 	2. 	3. 	4. 
•	•	•	•
•	•	•	•
			
a. I can wash my hands.	b. I can brush my hair.	c. I can brush my teeth.	d. I can wash my face.





8 The Toy Store

Lesson 1 Adjectives

A Circle.


-  a new desk an old desk
-  a short pencil a long pencil
-  a small ball a big ball
-  a long pencil a short pencil
-  a new desk an old desk
-  a small ball a big ball


B Write.


-   That's a big _____
That's a _____
-   _____


C Write.

long jump rope ~~new~~ ~~ear~~ small dolls old bikes

1.  Those are _____


2.  That's a new car. _____

3.  That's _____

4.  Those _____

D Circle.

1. What's that?
What are those?



That's a small ball.
Those are small balls.

2. What's that?
What are those?



That's a long pencil.
Those are long pencils.

3. What's that?
What are those?



That's a new backpack.
Those are new backpacks.

Lesson 2 Adjectives

A Match and write.

1.



• fast •

• s _____

2.



• noisy •

• f _____


3.



• slow •

• quiet _____

4.



• quiet •

• n _____

B Connect.

1. Is that a fast car?



Yes, it isn't.

No, they is.

2.

Is those noisy cars?

Are that noisy bikes?



No, they aren't.

C Write.

1.



Those cars are fast.

2.



That _____ slow.

3.



_____ bike

4.



D Draw.





Lesson 3 Story

A Number.



B Unscramble.

1. 
lesPae eb qtiue

2. 
KO mI sryor

3. 
saTnhk

C Write.


1 sorry 2 be 3 Thanks 4 quiet 5 Please 6 OK 7 I'm

1.



5 2 4

2.



6 7 1

3.



3

D Draw.

Please be quiet.









OK. I'm sorry.

Thanks.


Lesson 4 Transportation

A Write.

trucks boats ~~buses~~ trains

1. 1  $+$ 5  $=$ six buses
2. 8  $+$ 2  $=$ _____
3. 3  $+$ 9  $=$ _____
4. 7  $+$ 4  $=$ _____

B Number.



- What's that?
It's a fast boat.
- What's this?
It's a noisy bus.

- What are these?
They're slow boats.
- What are those?
They're long trains.

C Write and match.

1.



What's this?

● a. They're new bikes.

2.




● b. It's a long bus.

3.



● c. They're short trucks.

4.



● d. It's a noisy car.

D Unscramble and draw.



tahsW

tish

tsI

a

gbi

tabo



Check Up 4





Units 7 and 8

A Write.

boat mouth ear train truck noisy
 toes quiet short small arm bus

My Body	Adjectives	Transportation
1. _____ _____	5. _____ _____	9. _____ _____
2. _____ _____	6. _____ _____	10. _____ _____
3. _____ _____	7. _____ _____	11. _____ _____
4. _____ _____	8. _____ _____	12. _____ _____

B Match and write.

1.  What are these? _____ a. These are my _____
2.  What are those? _____ b. It's a _____ ball.
3.  What's that? _____ c. This is my _____
4.  What's this? _____ d. They're _____ cars.

C Write.



Is that a noisy bus?



What are those?




Are these my hands?



What's that?

D Look at the pictures. Write.

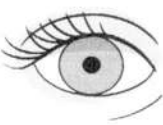
OK. I'm sorry. Thank you.





E Can you wash your hands? Write.

F Write.

1.  _____
1


6.  _____
7

2.  _____
2

7.  _____
8 9

3.  _____
3

8.  _____
10

4.  _____
4 5

9.  _____
11

5.  _____
6

10.  _____
12

G Look at the letters in **F**. Write and draw.

I can _____
1 2 3 4 5 6 7 8 9 10 11 12

A Write.


a e i o u

1.



v _ _ s _ _

2.




c _ _ b _ _

3.




d _ _ v _ _

4.



b _ _ _ t

5.



r _ _ s _ _

B Find and circle.

rake



mule



l	i	m	p	b
i	b	u	e	o
m	u	l	e	n
e	r	a	k	e
p	e	e	r	s

peek



lime



bone




My Picture Dictionary

Unit 1

























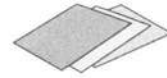


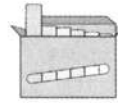




Unit 2















r



y



blu



w




bla



gre



pu



o



pi



gra



br

Unit 3

1

2

3

4

5

6

7


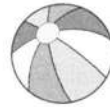
8

9

10


11

12





Unit 4



Unit 5






Handwriting practice lines for the word 'jump'.




Handwriting practice lines for the word 'kite'.



Handwriting practice lines for the word 'bike'.



Handwriting practice lines for the word 'turtle'.



Handwriting practice lines for the word 'frog'.




Handwriting practice lines for the word 'spider'.




Handwriting practice lines for the word 'ant'.

Unit 6




Handwriting practice lines for the word 'monkey'.



Handwriting practice lines for the word 'elephant'.



Handwriting practice lines for the word 'tiger'.



Handwriting practice lines for the word 'bear'.



Handwriting practice lines for the word 'kangaroo'.



Handwriting practice lines for the word 'penguin'.



Handwriting practice lines for the word 'snake'.



Handwriting practice lines for the word 'giraffe'.



Handwriting practice lines for the word 'lion'.



Handwriting practice lines for the word 'zebra'.



Handwriting practice lines for the word 'run'.



Handwriting practice lines for the word 'jump'.



Handwriting practice lines for the word 'swim'.



Handwriting practice lines for the word 'walk'.

Unit 7



Handwriting practice lines for the word 'arm'.



Handwriting practice lines for the word 'hand'.



Handwriting practice lines for the word 'point'.



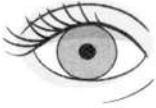
Handwriting practice lines.



Handwriting practice lines.



Handwriting practice lines.



Handwriting practice lines.



Handwriting practice lines.



Handwriting practice lines.



Handwriting practice lines.



Handwriting practice lines.



Handwriting practice lines.



Handwriting practice lines.



Handwriting practice lines.

Unit 8



Handwriting practice lines.



Handwriting practice lines.



Handwriting practice lines.




Handwriting practice lines.



Handwriting practice lines.



Handwriting practice lines.



Handwriting practice lines.




Handwriting practice lines.




Handwriting practice lines.



Handwriting practice lines.



Handwriting practice lines.



Handwriting practice lines.



Handwriting practice lines.



Handwriting practice lines.